



ADDENDUM

Public Building Commission of Chicago | Richard J. Daley Center | 50 West Washington Street, Room 200 | Chicago, Illinois 60602 | (312) 744-3090 | pbcchicago.com

ADDENDUM NO.: 07
PROJECT NAME: Emergency Medical Services (EMS) Addition
PROJECT NO.: 07215
CONTRACT NO.: C1611
DATE OF ISSUE: August 7, 2024

NOTICE OF CHANGES, MODIFICATIONS, OR CLARIFICATIONS TO CONTRACT DOCUMENTS

The following changes, modifications, or clarifications are hereby incorporated and made an integral part of the Contract Documents. Unless clearly expressed otherwise by this Addendum, all terms and conditions defined in the original Contract Documents shall continue in full force and effect and shall have the same meaning in this Addendum. Issued Addenda represent responses/clarifications to various inquiries. Contractors shall be responsible for including all associated labor/material costs in its bid. Drawings/specifications corresponding to inquiry responses will be issued with the Issue for Construction Documents, upon issuance of building permit.

- ITEM NO. 1: CHANGE TO KEY DATES**
None.
- ITEM NO. 2: REVISIONS TO BOOK 1 – PBC INSTRUCTIONS TO BIDDERS**
None.
- ITEM NO. 3: REVISIONS TO BOOK 2 – PBC STANDARD TERMS AND CONDITIONS**
None.
- ITEM NO. 4: REVISIONS TO BOOK 3 – TECHNICAL SPECIFICATIONS**
None.
- ITEM NO. 5: REVISIONS TO DRAWINGS**
Change 1 REVISED Drawing No. S101 – Updated reference and detail regarding column encasement at three (3) locations.
- ITEM NO. 6: REQUESTS FOR INFORMATION**
None.

This Addendum No. 7 and all attachments below can be found at the following Link:

[PBC Emergency Medical Services \(EMS\) Addition C1611](#) by clicking on: Addendum No. 7

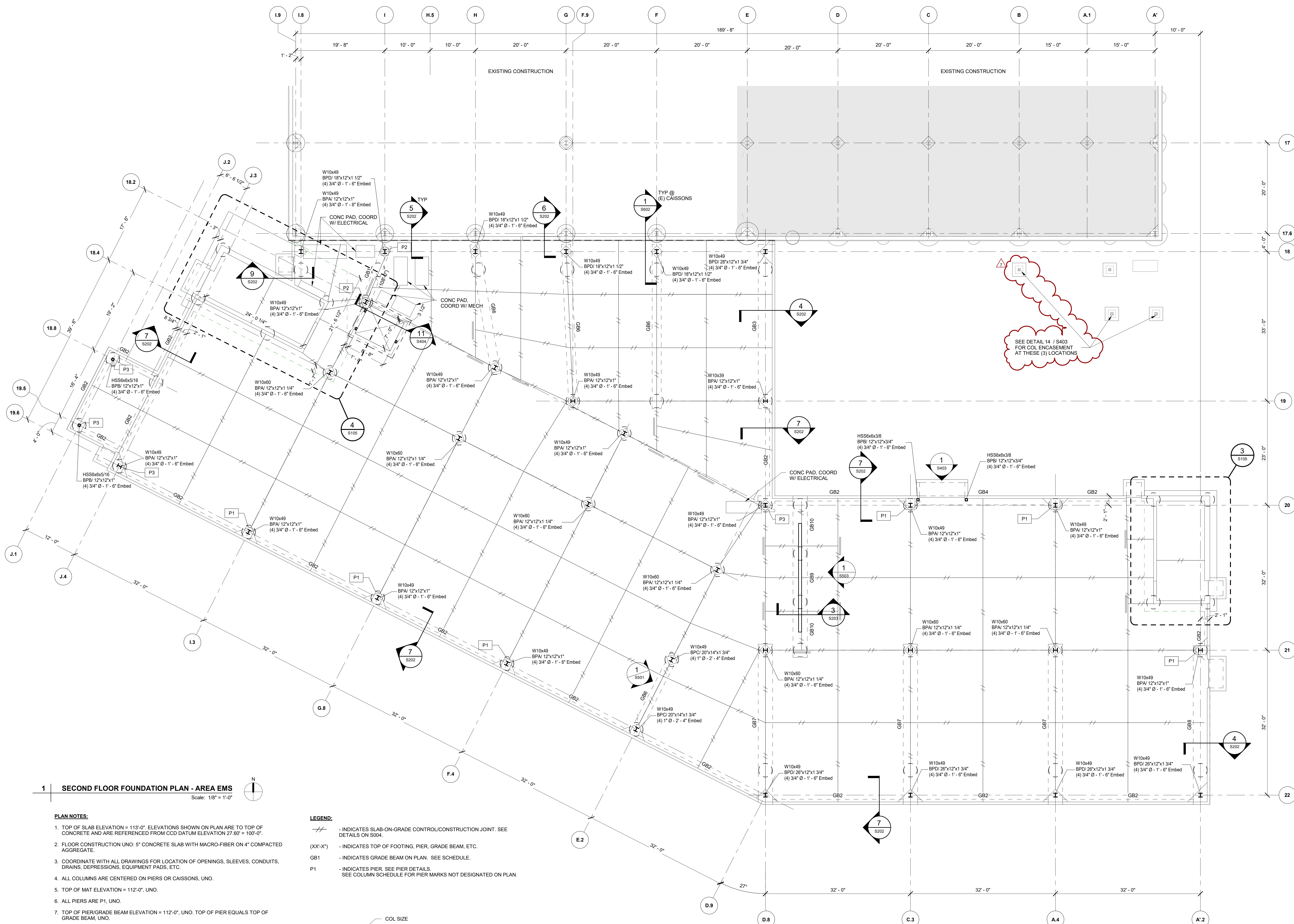
This Addendum includes the following attached Specifications and/or Documents:

1. None

This Addendum includes the following attached Drawings:

1. S101 – SECOND FLOOR FOUNDATION PLAN, dated 08/07/2024

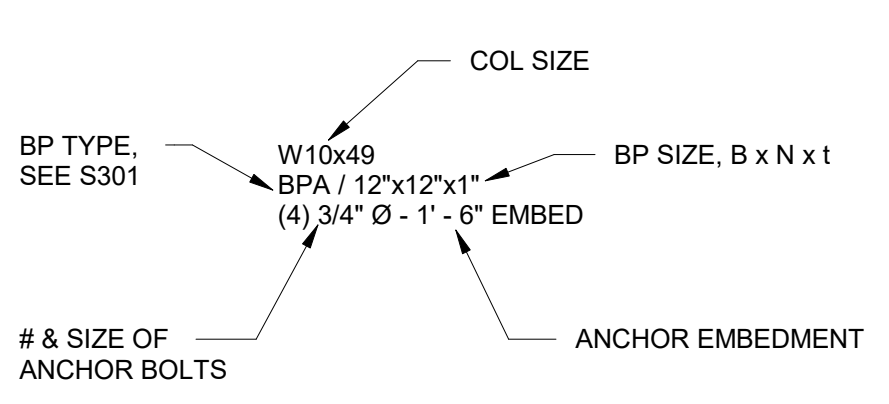
END OF ADDENDUM NO. 07




1 SECOND FLOOR FOUNDATION PLAN - AREA EMS
Scale: 1/8" = 1'-0"

- PLAN NOTES:**
- TOP OF SLAB ELEVATION = 113'-0". ELEVATIONS SHOWN ON PLAN ARE TO TOP OF CONCRETE AND ARE REFERENCED FROM CCD DATUM ELEVATION 27.60' = 100'-0".
 - FLOOR CONSTRUCTION UNO: 5" CONCRETE SLAB WITH MACRO-FIBER ON 4" COMPACTED AGGREGATE.
 - COORDINATE WITH ALL DRAWINGS FOR LOCATION OF OPENINGS, SLEEVES, CONDUITS, DRAINS, DEPRESSIONS, EQUIPMENT PADS, ETC.
 - ALL COLUMNS ARE CENTERED ON PIERS OR CAISSONS, UNO.
 - TOP OF MAT ELEVATION = 112'-0", UNO.
 - ALL PIERS ARE P1, UNO.
 - TOP OF PIER/GRADE BEAM ELEVATION = 112'-0", UNO. TOP OF PIER EQUALS TOP OF GRADE BEAM, UNO.
 - SEE GENERAL NOTES ON SHEETS S202 AND S303.
 - SEE TYPICAL DETAILS ON SHEETS S304 AND S305.
 - SEE SHEETS S201 AND S202 FOR PIER, GRADE BEAM, WALL, CAISSON DETAILS AND SCHEDULES.
 - NOTE 1: PROVIDE (2) #4 x 4'-0" SPACED AT 3" OC IN SLAB, PLACED AT 1 1/2" FROM TOP OF SLAB.

- LEGEND:**
- INDICATES SLAB-ON-GRADE CONTROL/CONSTRUCTION JOINT. SEE DETAILS ON S304.
 - (XX-XX) INDICATES TOP OF FOOTING, PIER, GRADE BEAM, ETC.
 - GB1 INDICATES GRADE BEAM ON PLAN. SEE SCHEDULE.
 - P1 INDICATES PIER. SEE PIER DETAILS. SEE COLUMN SCHEDULE FOR PIER MARKS NOT DESIGNATED ON PLAN.



PROJECT
Emergency Medical Services (EMS) Addition
701 N. Kilbourn Avenue, Chicago, IL 60651



CONSULTANTS
AECOM
ARCHITECTURE, STRUCTURAL, MECHANICAL, PLUMBING, FIRE PROTECTION
303 E. Wacker Dr. #1400
Chicago, IL 60601
312-373-7700

ARCHITRAVE LIMITED
ARCHITECTURE
211 W. Wacker Dr. #1650
Chicago, IL 60606
312-642-2600

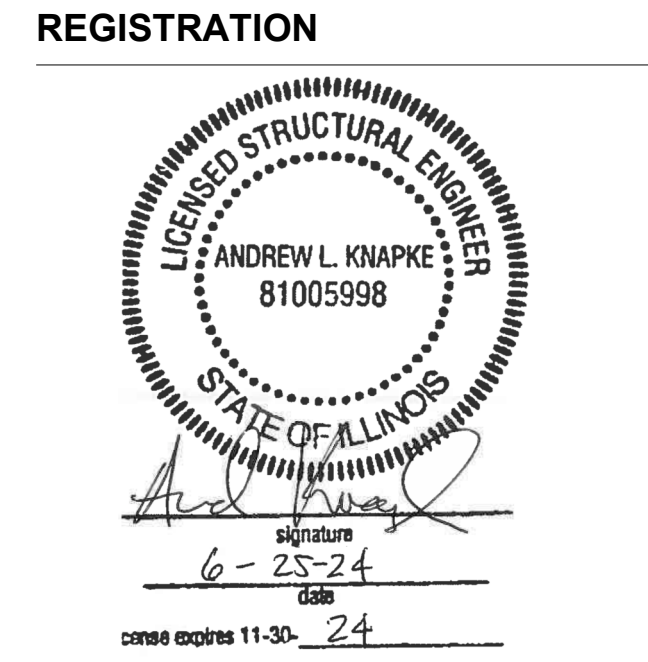
ABERCROMBIE PLANNING+DESIGN
PUBLIC SAFETY DESIGN CONSULTANT
3508 Overton Park Dr W
Fort Worth, TX 76109
817-820-9188

INFRASTRUCTURE ENGINEERING
CIVIL ENGINEERING
One South Wacker #2650
Chicago, IL 60606
312-425-9560

MILHOUSE ENGINEERING
ELECTRICAL ENGINEERING
333 S. Wabash Ave #2901
Chicago, IL 60604
312-618-7185

JACOBS / RYAN ASSOCIATES
LANDSCAPE ARCHITECTURE
1527 N. Sandburg Terrace
Chicago, IL 60610
312-664-3217

LEVEL-1 GLOBAL SOLUTIONS
TECHNOLOGY CONSULTANT
233 S. Wacker Dr. #4400
Chicago, IL 60606
312-202-3300



ISSUE/REVISION

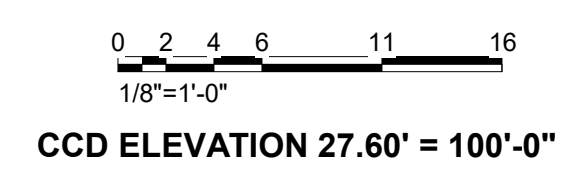
NO.	DATE	DESCRIPTION
7	08/07/2024	ADD 07
6	08/06/2024	ADD 06
3	07/12/2024	ADD 01
2	07/05/2024	ISSUED FOR PERMIT
1	06/26/2024	ISSUED FOR BID
U/R		

PROJECT NUMBER
PBC-#07215 AECOM: 60710711

SHEET TITLE
SECOND FLOOR FOUNDATION PLAN

SHEET NUMBER

S101



CCD ELEVATION 27.60' = 100'-0"

This drawing has been prepared for the use of AECOM's client and may not be used, reproduced or relied upon by third parties, except as agreed by AECOM and its client as required by law or for use by governmental reviewing agencies. AECOM accepts no responsibility, and denies any liability whatsoever, to any party that modifies this drawing without AECOM's express written consent. Do not scale this document. All measurements must be obtained from the stated dimensions.