


Public Building Commission of Chicago 2014 Q3 Staff Report





Richard J. Daley Center
50 W. Washington Street
Room 200
Chicago, Illinois 60602
(312) 744-3090
Fax: (312) 744-8005
www.pbcchicago.com

BOARD OF COMMISSIONERS

Chairman
RAHM EMANUEL
Mayor
City of Chicago

Treasurer
DR. BYRON T. BRAZIER
Pastor
Apostolic Church of God

MARTIN CABRERA, JR.
Chief Executive Officer
Cabrera Capital Markets, LLC

THOMAS J. KOTEL
City of Chicago

JOSÉ MALDONADO, JR.
City of Chicago

TONI PRECKWINKLE
President
Cook County Board of Commissioners

ARNOLD RANDALL
General Superintendent
Forest Preserve District of Cook County

SAMUEL Wm. SAX
Chairman
Financial Relations, Inc.

MARIYANA T. SPYROPOULOS
Commissioner
Metropolitan Water Reclamation District
of Greater Chicago

BRYAN TRAUBERT
President
Chicago Park District

DAVID J. VITALE
President
Chicago Board of Education

Executive Director
ERIN LAVIN CABONARGI

Secretary
LORI ANN LYPSON

Assistant Secretary
MEGHAN HARTE

Assistant Treasurer
TANYA FOUCHER-WEEKLEY

November 12, 2014

Members of the Board of the Public Building Commission of Chicago

Re: Public Building Commission of Chicago
Q3 2014 Quarterly Staff Report

I am pleased to provide you with the Public Building Commission's Quarterly Staff Report. The report is intended to communicate current project status and performance metrics on a regular basis promoting the highest level of accountability and transparency.

I am proud that the PBC development process is one that is transparent and responsible in the stewardship of public funds. As a public developer, the PBC tracks project delivery with an eye toward continuous improvement and methods to build upon our successful delivery of projects. The PBC is committed to exemplary cost and schedule performance and robust economic and environmental sustainability programs in every project we deliver.


Below you will find an overview of what is included in this report. The entire Q3 2014 Staff Report can also be found on the PBC website at www.pbcchicago.com

Q3 2014 Quarterly Staff Report

1. Executive Summary Report
2. Program Cost Performance
 - Multi-Year Program Cost Status Report
 - Active Project Cost Status Report
3. Program Cost Effectiveness Report
 - Construction Change Order Percentage Report
 - Indirect Costs as a Percentage of Construction Costs
 - Market Conditions Report
4. Active Project Status Report
 - Program Forecast
 - Monthly Project Status Reports
5. Environmental Sustainability Report
6. Economic Sustainability Report

Please do not hesitate to contact me if you require additional information or have any questions on these new reports. Thank you for your continued interest and support.


Sincerely,


Erin Lavin Cabonargi
Executive Director



Q2 2014 Quarterly Staff Report

1. Executive Summary Report





Richard J. Daley Center
50 W. Washington Street
Room 200
Chicago, Illinois 60602
(312) 744-3090
Fax: (312) 744-8005
www.pbcchicago.com

Chairman
RAHM EMANUEL
Mayor
City of Chicago

Executive Director
ERIN LAVIN CABONARGI

Executive Summary Report

Below are the highlights from the Q3 2014 Quarterly Staff Report:

1. Letter from Executive Director and Executive Summary Report

The details included in the Q3 2014 Quarterly Staff Report are intended to communicate project status and performance metrics on the PBC's Active projects. The metrics are reported quarterly, culminating in the Year-End Staff Report published each year.

2. Program Cost Performance

The PBC is committed to cost efficient delivery of our projects. We manage costs over the life of the project and work closely with our clients throughout the development of a project to ensure that only the funds necessary to complete a project are needed.

Multi-Year Program Cost Status Report

For Q3 2014, the PBC's multi-year program authority for projects completed and in development exceeds \$2.8 billion. Projects included in the multi-year program are trending under budget by 10.19%, representing a variance of \$288M under the current budgets.

Active Capital Construction Cost Status Report

For Q3 2014, the PBC's budget to actual variance is less than 1%, a trend associated with stabilization in the market over the last several years after the economic impacts of 2008.

3. Program Cost Effectiveness Report

In addition to managing projects to approved budgets and delivering projects as good stewards of the public funds, the PBC also focuses on the management of change orders and indirect project costs to maximize cost effectiveness.

Construction Change Order Q3 2014 Report

The approved Change Order % for recently completed projects and those currently in construction is 2.4%. The projected change order % for these projects is 3.1%. Projected Change Orders include those currently in process for approval as well as forecasted potential change orders. These rates are **within the industry standard change order percentage of 3-5%** for new municipal and educational construction work. The PBC's current program also includes renovation projects, which typically have a higher change order percentage than new construction.

Indirect Costs as a Percentage of Construction Costs

The PBC tracks all project costs throughout the life of a project, including all Indirect Costs, also known as "soft costs" (Planning, Design Program and Project Management, Environmental Testing & Consulting) as well as all Construction Costs, also known as "hard costs" (Demolition, Site Prep, Utility Relocation, and General Construction.)

The PBC's Indirect Costs average 16.29% of Construction costs. This is consistently below the industry average of 25%.

Indirect Costs are particularly cost effective on large scale projects and programs. The PBC averages 13.54% of construction costs on projects where construction is \$50M or higher. The larger the project, the lower the indirect costs.

Market Conditions Report

This report illustrates comparative costs of like buildings, thereby tracking market trends.

4. Active Project Status Report

The PBC produces reports to communicate project status and upcoming opportunities to various project stakeholders.

Program Forecast

This report has been developed for distribution to the Board, clients, and M/WBE Assist Agencies as well as prospective bidders to share upcoming opportunities and milestones for capital construction projects in Planning, Design, and Construction

Monthly Project Status Report

This report provides an individual detailed monthly snapshot of the status of active projects.

5. Environmental Sustainability Report

This report provides a detailed snapshot of the PBC's LEED certified projects and Harvest Metrics. In Q3 2014, 2 projects achieved certification. To date, the PBC has achieved LEED Certification on 66 municipally owned projects, with an additional 17 registered projects. The City of Chicago has more LEED certified municipally owned facilities than any other city in the nation and has doubled the number of LEED certified municipally owned facilities ahead of the schedule committed in June 2011.

The PBC also tracks Harvest Metrics, which illustrate the cumulative benefits of sustainable development and represent savings in water, energy, waste, and costs.

6. Economic Sustainability Report

The PBC is committed to economic sustainability and includes provisions for Minority and Women Owned Business (M/WBE) Participation and Workforce (Equal Employment Opportunity) goals in our contracts. M/WBE and EEO Commitments and Hiring Goals are reported to the Board at the time of contract award. The PBC tracks compliance throughout the life of a project on both Construction and Professional Services contracts.

As of Q3 2014, five construction contracts for four projects were completed, including the Alexander Graham Bell Elementary School Addition, John C. Coonley Elementary School Addition, Albany Park Branch Library, and William Jones College Preparatory High School Renovation (Phases I and II). Total M/WBE Participation Achieved to date on General Construction and Professional Service Contracts for the projects completed in 2014 is **38.20%**

Detail is included in the Q3 Economic Sustainability Report Summary.



Q3 2014 Quarterly Staff Report

2. Program Cost Performance





LAST REVISED: 9/30/2014

PBC Multi-Year Program Cost Status Report (without User Agency Budget)

USER AGENCY PROGRAM	PBC Original Budget (Formulation / Undertaking) (1)	Current PBC Budget (Original + Approved Budget Revisions) (2)	Current Projection (Estimate at Completion) 9/30/14 (3)	Variance Current Projection to Original Budget (4) = 1 - 3		Variance Current Projection to Current Budget (5) = 2 - 3		Comments
Chicago Public Schools	1,926,528,480	1,932,846,322	1,762,097,863	164,430,618	8.54%	170,748,460	8.83%	
Campus Parks	16,606,571	16,593,438	15,029,028	1,577,543	9.50%	1,564,410	9.43%	
Other City of Chicago	108,846,371	110,715,613	109,066,806	(220,435)	-0.20%	1,648,807	1.49%	
Fire Department	104,867,830	105,367,830	99,305,835	5,561,995	5.30%	6,061,995	5.75%	
Public Libraries	107,698,883	111,172,611	104,845,075	2,853,808	2.65%	6,327,536	5.69%	
Police Stations	175,329,061	175,048,220	163,986,708	11,342,353	6.47%	11,061,512	6.32%	
Senior Centers	7,968,500	7,968,500	3,668,965	4,299,535	53.96%	4,299,535	53.96%	
Park District	233,948,353	235,815,997	164,960,679	68,987,674	29.49%	70,855,318	30.05%	
Village of Clarendon Hills	80,000	80,000	80,000	-	0.00%	-	0.00%	
Metropolitan Water Reclamation District	584,902	584,902	559,901	25,001	4.27%	25,001	4.27%	
Integrated Surveillance Program	129,358,084	132,154,224	116,448,350	12,909,734	9.98%	15,705,874	11.88%	
Total	2,811,817,036	2,828,347,658	2,540,049,210	271,767,826	9.67%	288,298,447	10.19%	



LAST REVISED: 9/30/14

ACTIVE CAPITAL CONSTRUCTION PROJECTS - COST STATUS REPORT (Without User Agency)

	PROJECT NAME	TYPE	PBC Original Budget	Current PBC Budget	Current Projection	Variance Current Projection to		Variance Current Projection to		Current Projected Opening	Project Status
			(Formulation / Undertaking)	(Original + Approved Revisions)	(Estimate at Completion) 9/30/14	Original Budget		Current Budget			
			(1)	(2)	(3)	(4) = 1 - 3		(5) = 2 - 3			
Chicago Public Schools	Jones College Prep High School Interior and Exterior Renovation, MEP and Roof Replacement	Reno	8,300,000	8,300,000	8,654,288	(354,288)	-4.27%	(354,288)	-4.27%	2014	Current EAC for Jones Reno and NTA Turf is under the total \$13.9M Budget Authority approved for both projects.
	Turf Field by NTA	Site	5,600,000	5,600,000	4,604,512	995,488	17.78%	995,488	17.78%	2014	
	Dunne Technology Academy Modernization	Reno	11,000,000	11,000,000	11,000,000	-	0.00%	-	0.00%	TBD	Project in Planning
	Chicago Vocational Career Academy Renovation	Reno	75,000,000	75,000,000	75,000,000	(0)	0.00%	(0)	0.00%	2014	Phase I in Construction. Phase II in Design
	Southwest Area School	New	48,000,000	48,000,000	48,000,000	(0)	0.00%	(0)	0.00%	2017	Project in Design. Budget and EAC will be confirmed as final scope and design is completed.
	Coonley Elementary School Addition	New	16,500,000	16,500,000	16,001,996	498,004	3.02%	498,004	3.02%	2014	Project in Construction
	Wildwood Elementary School Annex	New	14,428,000	14,428,000	14,428,000	(0)	0.00%	(0)	0.00%	2015	Project in Construction
	Oriole Park Elementary School Annex	New	15,731,455	15,731,455	15,731,455	(0)	0.00%	(0)	0.00%	2015	Project in Construction
	Payton College Prep High School Annex (Partial Undertaking)	New	3,750,000	3,750,000	3,750,000	-	0.00%	-	0.00%	2016	Project in Design. Current Budget Authority for Partial Undertaking. Total Project Budget /EAC projected at \$20M.
	Lincoln Elementary School Annex	New	20,000,000	20,000,000	20,000,000	(0)	0.00%	(0)	0.00%	2015	Project in Construction
	Canty Elementary School Annex (Formulation)	New	3,500,000	3,500,000	3,500,000	0	0.00%	0	0.00%	2016	Project in Design
	Jamieson Elementary School Annex (Formulation)	New	3,500,000	3,500,000	3,500,000	0	0.00%	0	0.00%	2016	Project in Design
	Edwards Elementary School Annex (Formulation)	New	4,000,000	4,000,000	4,000,000	0	0.00%	0	0.00%	2016	Project in Design
	Southeast Area Elementary School (Undertaking)	New	35,000,000	35,000,000	35,000,000	-	0.00%	-	0.00%	2016	Project in Design. Undertaking Budget Authority for Design & Construction. Budget and EAC will be confirmed as final scope and design is completed.
Chicago Public Schools Subtotal			264,309,455	264,309,455	263,170,252	1,139,202	0.43%	1,139,202	0.43%		
City of Chicago	Retrofit One (Undertaking)	Reno	1,090,000	1,090,000	1,088,582	1,418	0.13%	1,418	0.13%	2015	Project in Construction.
	Stockyards Bank Stabilization Project	Reno	195,000	195,000	159,780	35,220	18.06%	35,220	18.06%	2014	Project in Design
	Chicago Children's Advocacy Center Addition	New	9,000,000	9,000,000	8,990,115	9,885	0.11%	9,885	0.11%	2014	Project In Construction
	Lindblom Math and Science Academy Parking Lot	Site	2,468,000	2,468,000	2,468,000	(0)	0.00%	(0)	0.00%	TBD	Project in Planning
Other City of Chicago Subtotal			12,753,000	12,753,000	12,706,477	46,523	0.36%	46,523	0.36%		
Chicago Public Library	CPL YOUmedia Renovations at Sulzer, Woodson and Legler	Reno	500,000	500,000	500,000	-	0.00%	-	0.00%	2014	Project in Design
	Albany Park Branch Library	New	15,000,000	14,773,728	14,310,642	689,358	4.60%	463,086	3.13%	2014	Project in Construction
	Chinatown Branch Library	New	15,600,000	19,100,000	19,100,000	(3,500,000)	-22.44%	0	0.00%	2015	Project in Construction
Chicago Public Library Subtotal			31,100,000	34,373,728	33,910,642	(2,810,642)	-9.04%	463,086	1.35%		
V C H	Prospect Avenue Transit Access Improvement Project (Clarendon Hills)	Site	80,000	80,000	80,000	-	0.00%	-	0.00%	TBD	Project in Planning
Village of Clarendon Hills Subtotal			80,000	80,000	80,000	-	0.00%	-	0.00%		
M WR D	MWRD/PBC Energy Efficiency Program (Formulation)	Reno	584,902	584,902	559,901	25,001	4.27%	25,001	4.27%	TBD	Project in Planning
MWRD Subtotal			584,902	584,902	559,901	25,001	4.27%	25,001	4.27%		
Total Active PBC Capital Construction Projects with Signed Formulation/Undertaking Budgets¹			308,827,357	312,101,085	310,427,273	(1,599,917)	-0.52%	1,673,811	0.54%		

Notes:

- Report includes Active PBC Capital Construction Projects in Planning, Design, and Construction with approved Formulations and/or Undertakings.
- Revised budget includes client directed changes in scope
- Full Undertaking for Payton, Canty, Jamieson, Edwards pending BOE Approval

Variance Current Projection to PBC Original Budgets

Variance Current Projection to PBC Revised Budgets



LAST REVISED: 9/30/14

ACTIVE INTEGRATED SURVEILLANCE PROGRAM - COST STATUS REPORT (Without User Agency)

City of Chicago

Cook County

PROJECT NAME	TYPE	PBC Original Budget (Formulation / Undertaking)	Current PBC Budget (Original + Approved Revisions)	Current Projection (Estimate at Completion) 9/30/14	Variance Current Projection to Original Budget		Variance Current Projection to Current Budget		Current Projected Completion	Project Status
		(1)	(2)	(3)	(4) = 1 - 3		(5) = 2 - 3			
OEMC CIP UT 56 Gunshot Detection Subscription Renewal	Surveillance	205,846	205,846	204,846	1,000	0.49%	1,000	0.49%	2014	Project in Construction
OEMC CIP UT58 Access Control System Upgrade	Surveillance	300,000	300,000	299,000	1,000	0.33%	1,000	0.33%	2014	Project in Construction
OEMC CIP UT68 2014 Ald. Camera Req 5	Surveillance	180,000	180,000	157,884	22,116	12.29%	22,116	12.29%	2014	Project in Construction
OEMC CIP UT70 Soldier Field Cameras Upgrades	Surveillance	975,000	975,000	833,585	141,415	14.50%	141,415	14.50%	2014	Project in Construction
OEMC CIP UT71 CPD ERI Camera Replace	Surveillance	1,180,000	1,180,000	1,175,718	4,282	0.36%	4,282	0.36%	2015	Project in Construction
OEMC CIP UT69 Bloomingdale Trail Surveillance	Surveillance	641,675	641,675	612,425	29,250	4.56%	29,250	4.56%	2015	Project in Design
OEMC CIP UT72 OVS/CPD LPR Data Analytics	Surveillance	312,963	312,963	310,925	2,038	0.65%	2,038	0.65%	2014	Project in Construction
OEMC CIP UT73 Public Safety Camera System Maintenance Repair	Surveillance	500,000	500,000	485,787	14,213	2.84%	14,213	2.84%	2014	Project in Construction
OEMC CIP UT29 Security Camera Maintenance	Surveillance	5,406,312	5,406,312	4,730,590	675,722	12.50%	675,722	12.50%	2014	Project in Construction
OEMC CIP UT42 Firehouse Broadband III	Surveillance	1,140,507	1,140,507	1,035,337	105,170	9.22%	105,170	9.22%	2014	Project in Construction
OEMC CIP UT54 Camera Life Cycle Replacement	Surveillance	5,678,000	5,678,000	5,486,481	191,519	3.37%	191,519	3.37%	2014	Project in Construction
OEMC CIP UT55 OVS Security Camera Network Maintenance	Surveillance	5,998,500	5,998,500	5,997,483	1,017	0.02%	1,017	0.02%	2015	Project in Construction
OEMC CIP UT59 OVS Camera Cover Enhance	Surveillance	2,500,000	2,500,000	2,487,711	12,289	0.49%	12,289	0.49%	2014	Project in Construction
OEMC CIP UT60 Harden OVS Fiber Route	Surveillance	1,200,000	1,200,000	1,174,338	25,662	2.14%	25,662	2.14%	2014	Project in Design
OEMC CIP UT61 CFD Bandwidth Enhancement	Surveillance	916,000	916,000	914,247	1,753	0.19%	1,753	0.19%	2014	Project in Construction
City of Chicago Subtotal		27,134,803	27,134,803	25,906,358	1,228,445	4.53%	1,228,445	4.53%		
DHSEM Emergency Operations Center (West Aloha Li)	Surveillance	240,000	240,000	238,389	1,611	0.67%	1,611	0.67%	2014	Project in Construction
DHSEM Emergency Response Center (W/N/S)	Surveillance	375,000	375,000	372,430	2,570	0.69%	2,570	0.69%	2014	Project in Construction
Cook County Subtotal		615,000	615,000	610,819	4,181	0.68%	4,181	0.68%		

Total Active PBC Integrated Surveillance Program Projects with Signed Formulation and/or Undertaking Budgets¹	27,749,803	27,749,803	26,517,177	1,232,626	4.44%	1,232,626	4.44%
---	-------------------	-------------------	-------------------	------------------	--------------	------------------	--------------

Notes:


- Report includes Total Active PBC Integrated Surveillance Program in Planning, Design, and Construction with approved Formulations and/or Undertakings
- Revised budget includes client directed changes in scope

Variance Current Projection to PBC Original Budgets	Variance Current Projection to PBC Revised Budgets
--	---



Q3 2014 Quarterly Staff Report

3. Program Cost Effectiveness Report



Construction Change Order Percentage, Q3 2014 Report

January 1, 2013 Through Current (09/30/14)

Public Building Commission of Chicago • Richard J. Daley Center • 50 West Washington, Room 200 • Chicago, Illinois 60602 • Tel: 312-744-3090 • Fax: 312-744-8005



General Construction

Project	Original Contract Award (Including Contingency & Allowance)	Original Base Construction Amount	Approved Changes	Approved Change % from Original Base Construction Value	Projected Changes	Total Approved and Projected Changes	Projected Change % from Original Base Construction Value
---------	---	--------------------------------------	------------------	--	-------------------	---	---

Chicago Public Schools New Construction

Jones College Prep Replacement HS	\$ 90,980,000.00	\$ 88,180,000.00	\$ 2,679,163.00	3.0%	\$ 1,269,575.00	\$ 3,948,738.00	4.5%
Back of the Yards HS	\$ 63,822,440.00	\$ 61,322,440.00	\$ 1,580,414.00	2.6%	\$ -	\$ 1,580,414.00	2.6%
Subtotal	\$ 154,802,440.00	\$ 149,502,440.00	\$ 4,259,577.00	2.8%	\$ 1,269,575.00	\$ 5,529,152.00	3.7%

Chicago Public Schools Linked Annexes & Additions

Onahan ES Annex	\$ 8,736,775.00	\$ 8,136,775.00	\$ 46,012.95	0.6%	\$ -	\$ 46,012.95	0.6%
Durkin ES Annex	\$ 9,747,000.00	\$ 9,122,000.00	\$ (46,756.00)	-0.5%	\$ -	\$ (46,756.00)	-0.5%
Stevenson ES Annex	\$ 10,179,000.00	\$ 9,579,000.00	\$ 831,615.48	8.7%	\$ (3,745.00)	\$ 827,870.48	8.6%
Edison Park ES Annex	\$ 10,403,082.00	\$ 9,828,082.00	\$ 155,768.00	1.6%	\$ 62,987.00	\$ 218,755.00	2.2%
Hale ES Annex	\$ 11,487,000.00	\$ 10,912,000.00	\$ 514,910.00	4.7%	\$ 3,968.80	\$ 518,878.80	4.8%
Bell ES Addition	\$ 7,256,000.00	\$ 6,946,000.00	\$ 209,554.46	3.0%	\$ 23,509.56	\$ 233,064.02	3.4%
Coonley ES Addition	\$ 10,777,000.00	\$ 10,452,000.00	\$ 46,209.71	0.4%	\$ 271,372.00	\$ 317,581.71	3.0%
Oriole Park ES Annex	\$ 11,889,000.00	\$ 11,439,000.00	\$ -	0.0%	\$ -	\$ -	0.0%
Wildwood ES Annex	\$ 10,618,000.00	\$ 10,168,000.00	\$ -	0.0%	\$ -	\$ -	0.0%
Lincoln ES Annex	\$ 14,020,000.00	\$ 13,370,000.00	\$ -	0.0%	\$ -	\$ -	0.0%
Subtotal	\$ 105,112,857.00	\$ 99,952,857.00	\$ 1,757,314.60	1.8%	\$ 358,092.36	\$ 2,115,406.96	2.1%

Chicago Public Schools Renovation

Chicago Vocational Career Academy Phase I	\$ 55,764,000.00	\$ 50,974,000.00	\$ -	0.0%	\$ 380,356.00	\$ 380,356.00	0.7%
Higgins ES Roof Replacement	\$ 1,512,000.00	\$ 1,462,000.00	\$ 66,339.00	4.5%	\$ -	\$ 66,339.00	4.5%
Lake View HS Renovation	\$ 6,256,800.00	\$ 5,956,800.00	\$ 237,772.29	4.0%	\$ 15,520.20	\$ 253,292.49	4.3%
Jones College Prep Reno Existing HS - Phase I	\$ 2,864,000.00	\$ 2,564,000.00	\$ 103,120.00	4.0%	\$ (26,987.00)	\$ 76,133.00	3.0%
Jones College Prep Reno Existing HS - Phase II	\$ 3,699,800.00	\$ 3,549,800.00	\$ -	0.0%	\$ 124,525.00	\$ 124,525.00	3.5%
Subtotal	\$ 70,096,600.00	\$ 64,506,600.00	\$ 407,231.29	0.6%	\$ 493,414.20	\$ 900,645.49	1.4%

Chicago Public Schools Site Development

Turf Field by NTA	\$ 3,149,570.00	\$ 2,849,570.00	\$ 300,000.00	10.5%	\$ -	\$ 300,000.00	10.5%
Subtotal	\$ 3,149,570.00	\$ 2,849,570.00	\$ 300,000.00	10.5%	\$ -	\$ 300,000.00	10.5%

Public Libraries

Chinatown Branch Library (Design Build)	\$ 10,000,000.00	\$ 8,452,600.00	\$ 111,836.00	1.3%	\$ 55,250.00	\$ 167,086.00	2.0%
Edgewater Branch Library	\$ 7,614,000.00	\$ 7,249,000.00	\$ 533,538.00	7.4%	\$ -	\$ 533,538.00	7.4%
Albany Park Branch Library	\$ 7,915,000.00	\$ 7,515,000.00	\$ 291,020.73	3.9%	\$ 157,446.00	\$ 448,466.73	6.0%
Subtotal	\$ 25,529,000.00	\$ 23,216,600.00	\$ 936,394.73	4.0%	\$ 212,696.00	\$ 1,149,090.73	4.9%

Other City of Chicago

Chicago Children's Advocacy Center Addition	\$ 7,145,034.00	\$ 6,845,034.00	\$ 74,059.00	1.1%	\$ 123,751.00	\$ 197,810.00	2.9%
Subtotal	\$ 7,145,034.00	\$ 6,845,034.00	\$ 74,059.00	1.1%	\$ 123,751.00	\$ 197,810.00	2.9%

Construction Change Order Percentage, Q3 2014 Report

January 1, 2013 Through Current (09/30/14)



Public Building Commission of Chicago • Richard J. Daley Center • 50 West Washington, Room 200 • Chicago, Illinois 60602 • Tel: 312-744-3090 • Fax: 312-744-8005

General Construction

Project	Original Contract Award (Including Contingency & Allowance)	Original Base Construction Amount	Approved Changes	Approved Change % from Original Base Construction Value	Projected Changes	Total Approved and Projected Changes	Projected Change % from Original Base Construction Value
Park District							
Ping Tom Park Field House	\$ 11,839,000.00	\$ 11,750,677.00	\$ 792,477.51	6.7%	\$ -	\$ 792,477.51	6.7%
Subtotal	\$ 11,839,000.00	\$ 11,750,677.00	\$ 792,477.51	6.7%	\$ -	\$ 792,477.51	6.7%

Total	\$ 377,674,501.00	\$ 358,623,778.00	\$ 8,527,054.13	2.4%	\$ 2,457,528.56	\$ 10,984,582.69	3.1%
--------------	--------------------------	--------------------------	------------------------	-------------	------------------------	-------------------------	-------------

Data Source: Budget Control System (Primavera Contract Management) as of the 09/30/2014 Data Date

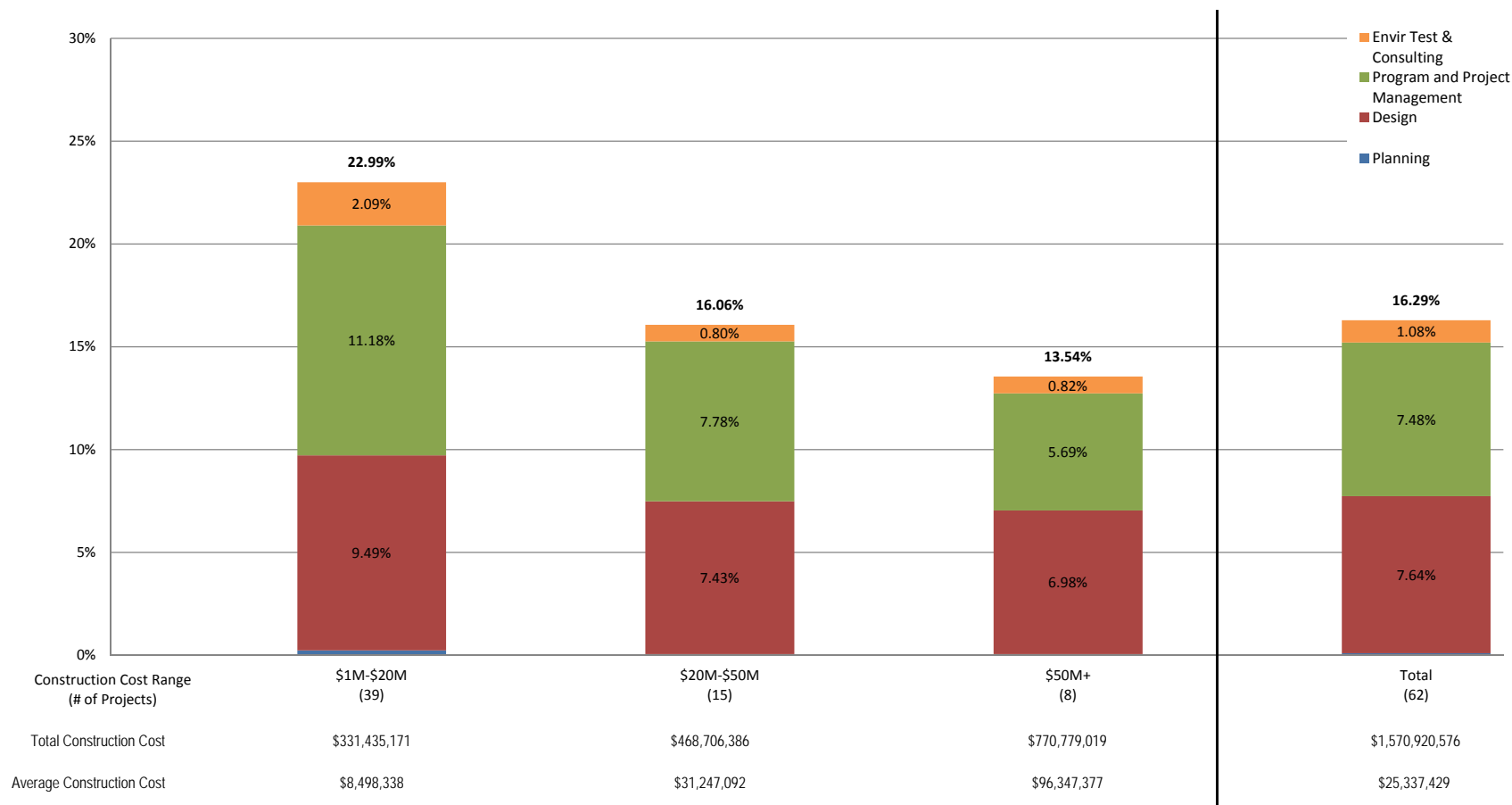
Note: 1.) Report includes projects substantially complete as of January 2013 to December 31, 2013 as well as any projects currently under construction
 2.) Report does not include JOC and Technology projects

Program Cost Effectiveness Report *(Q3 2014)*

Indirect Costs as a Percentage of Construction Costs *(by cost range)*



Public Building Commission of Chicago · Richard J. Daley Center · 50 West Washington, Room 200 · Chicago, Illinois 60602 · Tel: 312-744-3090 · Fax: 312-744-8005



Data Set Criteria: PBC managed the design
 Total construction value is greater than \$1,000,000
 Substantial completion achieved prior to the 09/30/14 Data Date

Data Source: Budget Control System (Primavera Contract Management) EAC as of the 09/30/14 Data Date
 Note: Indirect Costs = Planning (1.01-1.07), Envir. Test & Consulting (3.01, 3.03, 3.07), Design (4.01-4.11, 4.13), Program and Project Management (5.01-5.10) including PBC Admins
 Construction Costs = Demolition (2.09), Utility Relocation (2.11), Site Prep. (3.06), and General Construction (6.01 - 6.10)

Program Cost Effectiveness Report (Q3 2014)
 Indirect Costs Project List

Public Building Commission of Chicago · Richard J. Daley Center · 50 West Washington, Room 200 · Chicago, Illinois 60602 · Tel: 312-744-3090 · Fax: 312-744-8005



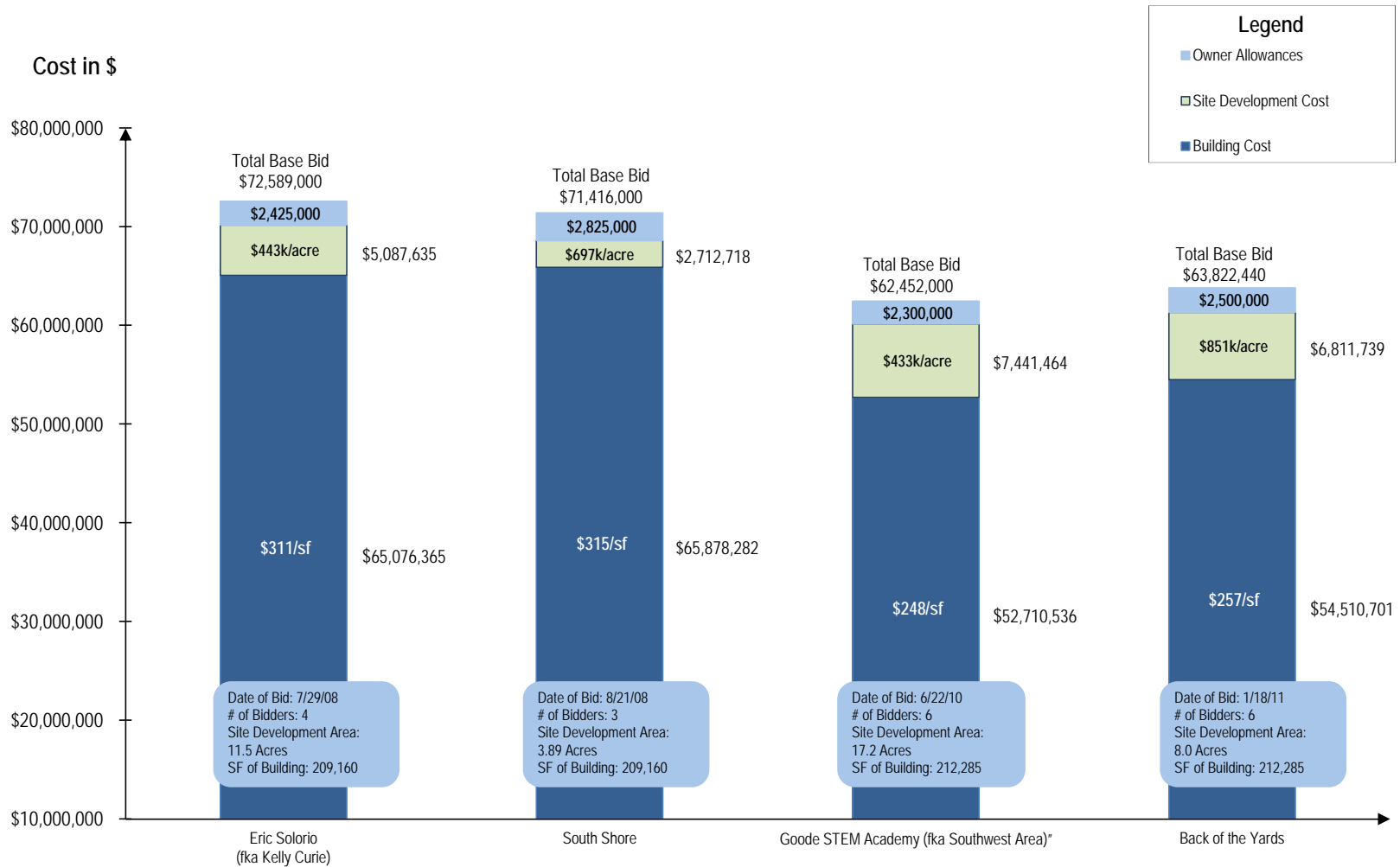
- \$50M+ Construction Cost Projects**
- 1 Westinghouse Replacement High School
 - 2 South Shore High School
 - 3 Kelly Curie Gage Park High School (Solario Academy)
 - 4 31st Street Harbor
 - 5 Southwest Area High School (Goode STEM Academy)
 - 6 Jones College Prep Replacement HS
 - 7 Back of the Yards College Prep HS and Library
 - 8 CPS School Investment Program

- \$20-50M Construction Cost Projects**
- 1 Ogden International School of Chicago
 - 2 Gwendolyn Brooks HS Additions (Southside Area HS)
 - 3 Langston Hughes/Davis Developmental Replacement ES
 - 4 Southwest Area Middle School (Hernandez Middle School)
 - 5 Belmont Cragin Elementary School (Prieto Math & Science Academy)
 - 6 23rd District Police Station
 - 7 9th District Police Station
 - 8 Brighton Park II Area Elementary School (Shields Middle School)
 - 9 Brighton Park I Area Elementary School (Calmeca Academy)
 - 10 Mark T. Skinner Replacement School
 - 11 Boone Clinton Area Elementary School (West Ridge ES)
 - 12 Lee/Pasteur/Hurley Area Elementary School (Azuela ES)
 - 13 Avondale Irving Park Area Elementary School (Lorca ES)
 - 14 Powell Paideia Academy
 - 15 12th District Police Station

- \$1-20M Construction Cost Projects**
- 1 Vehicle Maintenance Facility
 - 2 Sauganash Elementary School Addition
 - 3 Garvy Elementary School Addition
 - 4 Engine Company 109
 - 5 Wellington ES Renovation (Marvin Camras ES)
 - 6 Taylor-Lauridsen Field House and Park
 - 7 Mt. Greenwood ES Linked Annex
 - 8 Marshall School Campus Park
 - 9 Richard M. Daley Branch Library (West Humboldt Branch Library)
 - 10 Jesse Owens Field House and Park
 - 11 Little Village / Marshall Square Branch Library
 - 12 Greater Grand Crossing Branch Library
 - 13 Collins High School Renovation
 - 14 Haas Field House
 - 15 Dunning Branch Library
 - 16 Valley Forge Field House
 - 17 Norwood Park Senior Center
 - 18 Bontemps School Campus Park
 - 19 Engine Company 16
 - 20 Michael Reese Hospital Demolition
 - 21 Edgebrook Elementary School Addition
 - 22 Air Force Academy
 - 23 Douglas Park Turf
 - 24 Humboldt Park Library Renovation and Addition
 - 25 Rosenblum Park Redevelopment
 - 26 Onahan Elementary School Linked Annex
 - 27 Durkin Elementary School Linked Annex
 - 28 Henderson Elementary School Renovation
 - 29 Peck Elementary School Renovation
 - 30 Stevenson Elementary School Linked Annex
 - 31 Edgewater Branch Library
 - 32 Higgins ES Roof Replacement
 - 33 Ping Tom Memorial Park Field House
 - 34 Hale Elementary School Linked Annex
 - 35 Edison Elementary School Linked Annex
 - 36 Bell Elementary School Addition
 - 37 Jones College Preparatory High School Renovation
 - 38 Albany Park Branch Library
 - 39 Coonley Elementary School Addition

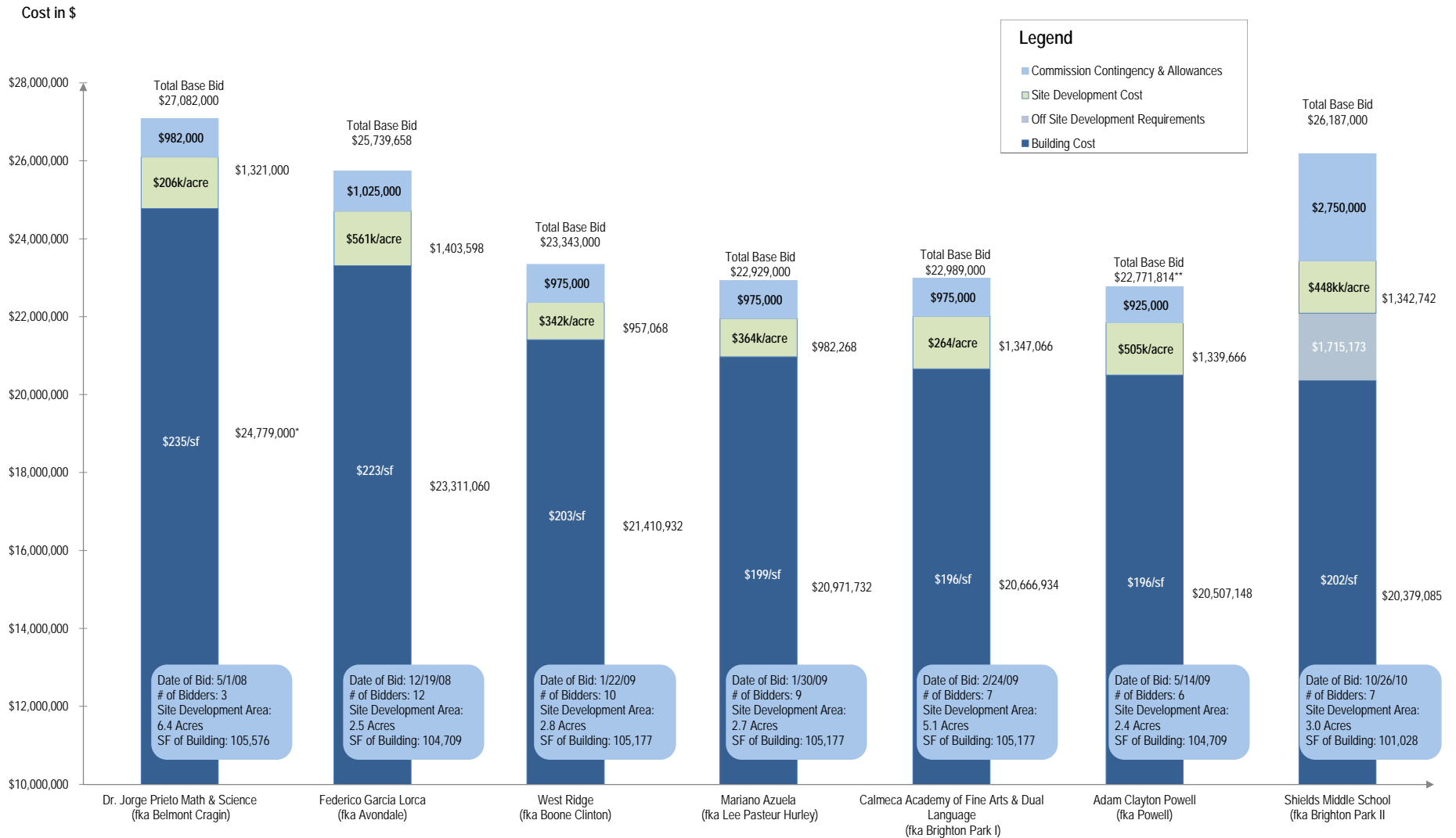
Market Conditions Report - Prototype High Schools (Q3 2014)

Public Building Commission of Chicago • Richard J. Daley Center • 50 West Washington, Room 200 • Chicago, Illinois 60602 • Tel: 312-744-3090 • Fax: 312-744-8005



Market Conditions Report - Prototype Elementary Schools (Q3 2014)

Public Building Commission of Chicago • Richard J. Daley Center • 50 West Washington, Room 200 • Chicago, Illinois 60602 • Tel: 312-744-3090 • Fax: 312-744-8005

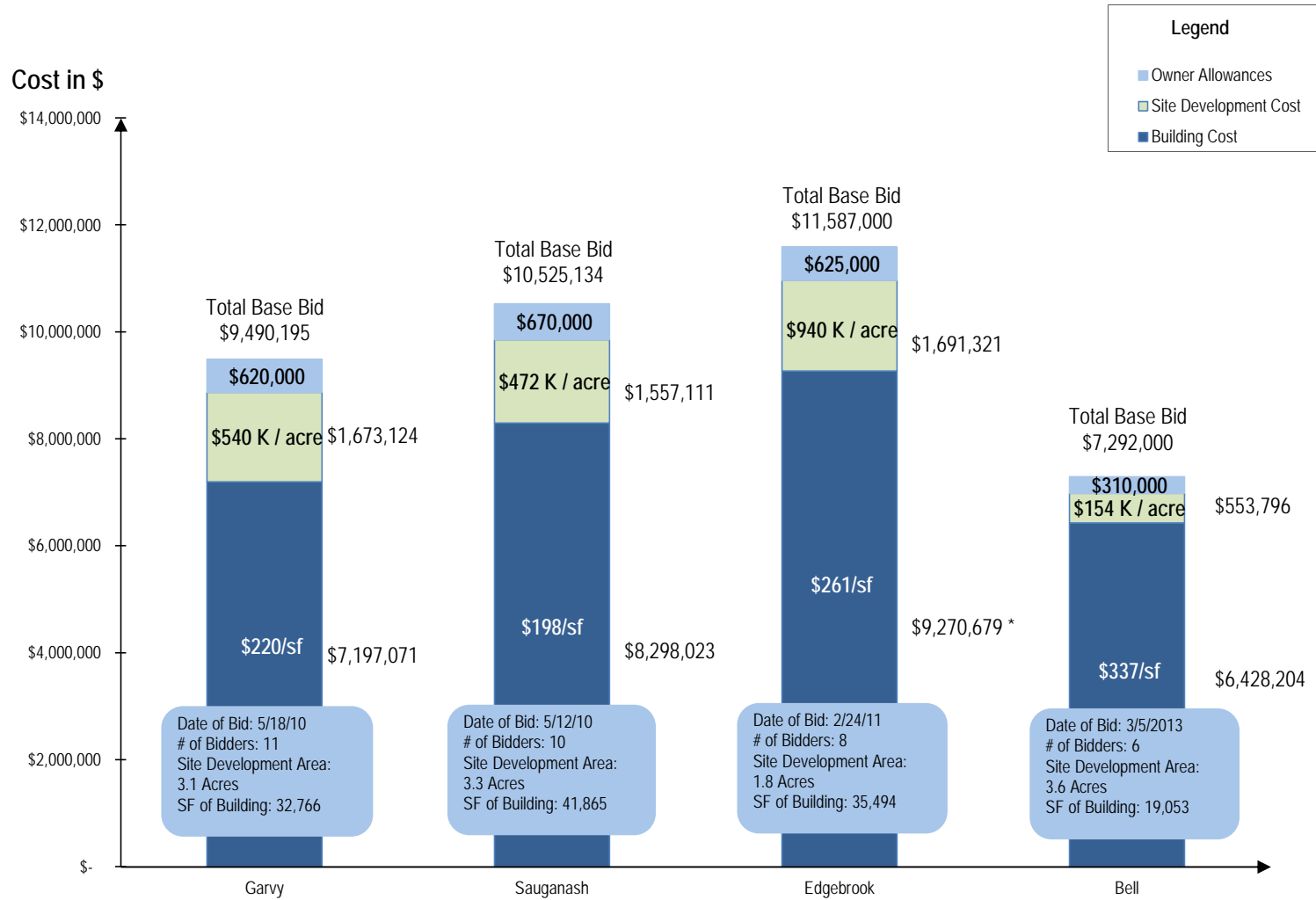


* Includes \$118k allowance for project acceleration.

** Total Base Bid of \$26,000,000 includes \$3,228,186 for site preparation and was adjusted in this report for comparison purposes to \$22,771,814 = \$26,000,000 - \$3,228,186.

Market Conditions Report - Elementary School Additions (Q3 2014)

Public Building Commission of Chicago • Richard J. Daley Center • 50 West Washington, Room 200 • Chicago, Illinois 60602 • Tel: 312-744-3090 • Fax: 312-744-8005



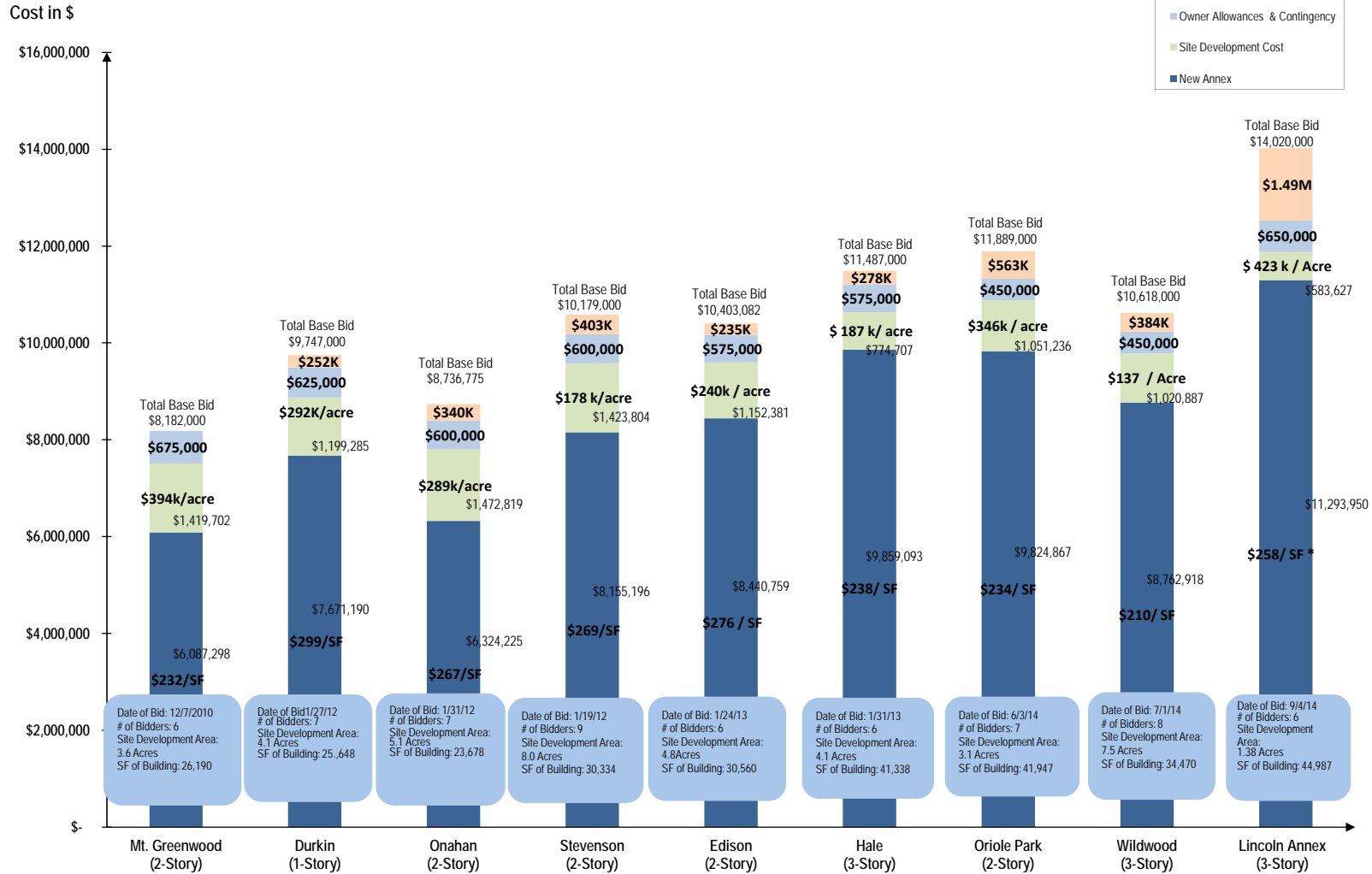
* Includes caisson foundation system.

** Additions are not prototypical, therefore they have variance in square footage.

Market Conditions Report - Elementary School Annexes (Q3 2014)



Public Building Commission of Chicago • Richard J. Daley Center • 50 West Washington, Room 200 • Chicago, Illinois 60602 • Tel: 312-744-3090 • Fax: 312-744-8005

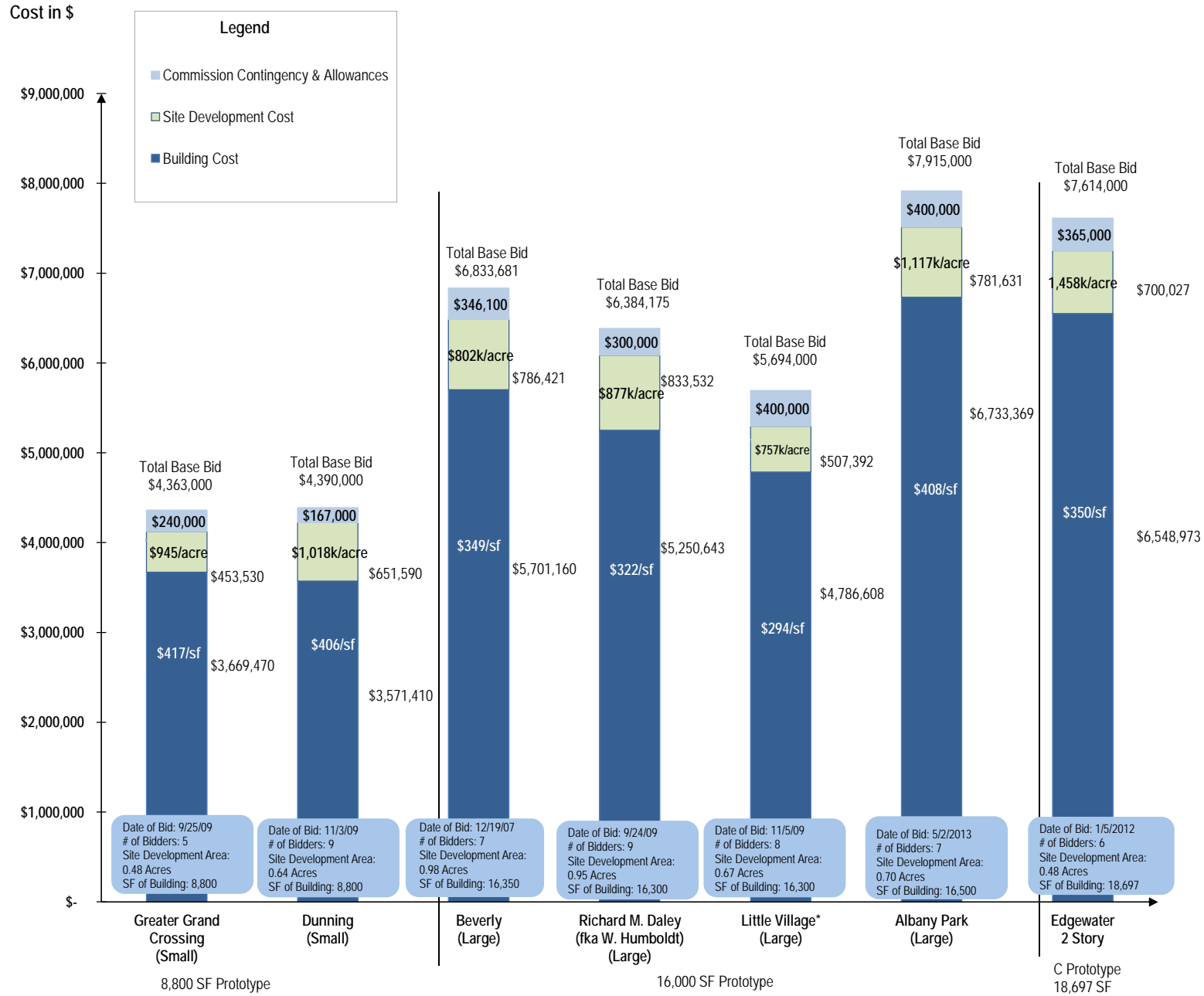


* Caisson work is included in the Mt. Greenwood Site Development cost.

* New CPS Design Standards developed by CPS and PBC for Oriole Park, Wildwood, and Lincoln Annexes

* Lincoln Annex SF costs include structural & vertical enclosure requirements for rooftop playground, rooftop chiller, landmark building enhancements and caisson foundation system

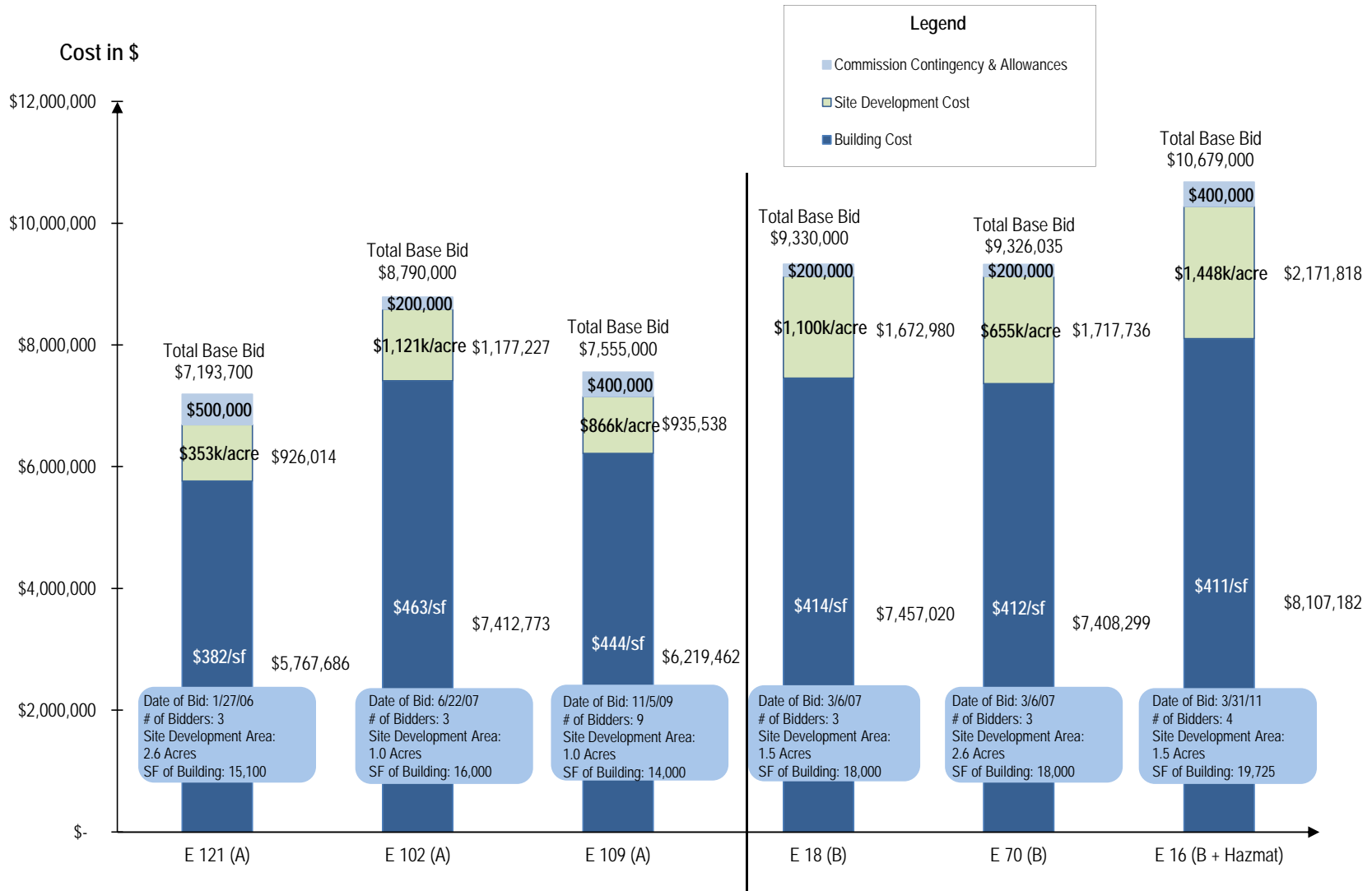
Market Conditions Report - Prototype Libraries (Q3 2014)



Market Conditions Report - Prototype Fire Houses (Q3 2014)

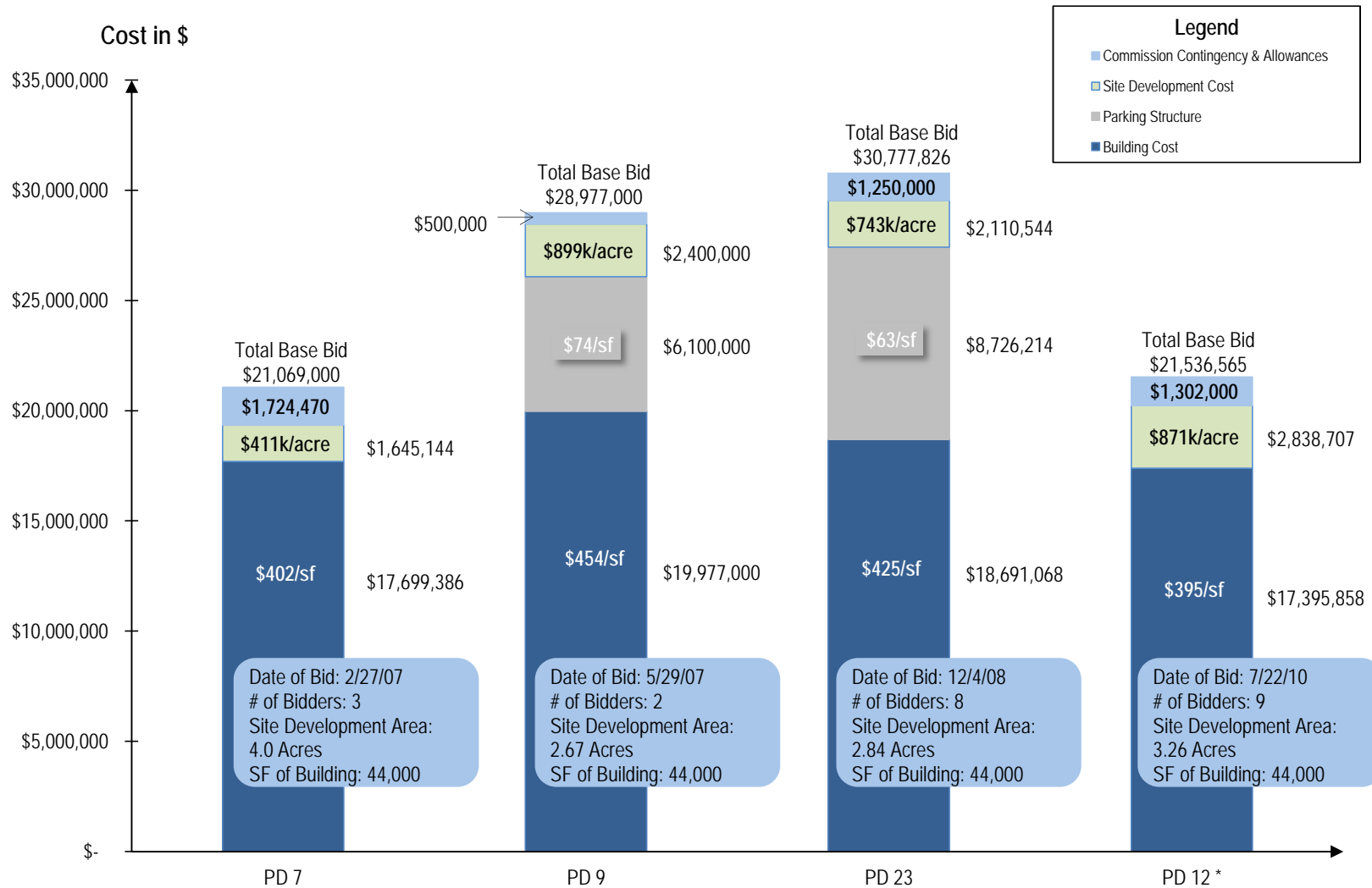


Public Building Commission of Chicago • Richard J. Daley Center • 50 West Washington, Room 200 • Chicago, Illinois 60602 • Tel: 312-744-3090 • Fax:312-744-8005



Market Conditions Report -Prototype Police Stations (Q3 2014)

Public Building Commission of Chicago • Richard J. Daley Center • 50 West Washington, Room 200 • Chicago, Illinois 60602 • Tel: 312-744-3090 • Fax:312-744-8005

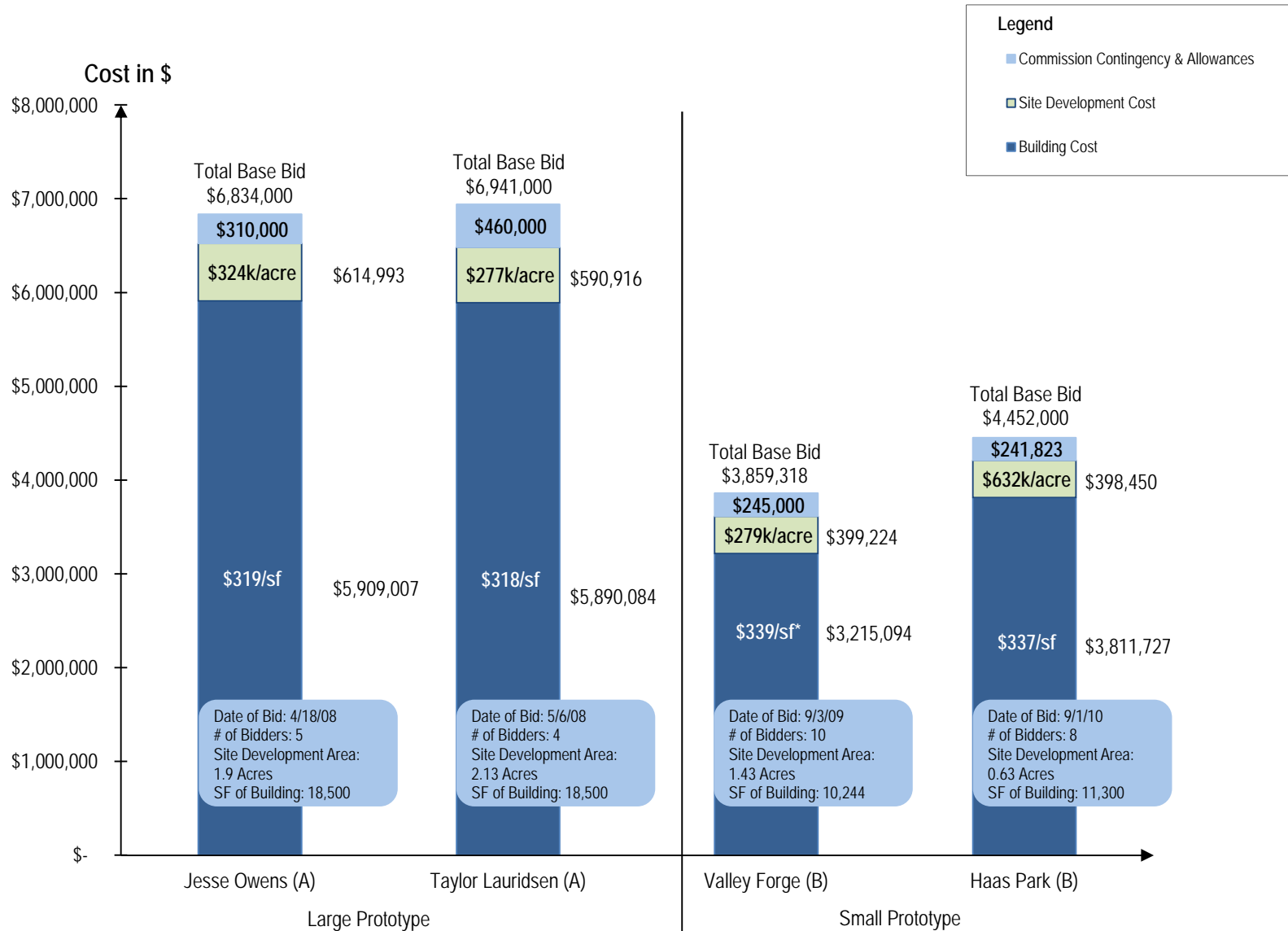


* Includes geothermal and rainwater harvesting and communication tower technology.

Market Conditions Report - Prototype Fieldhouses (Q3 2014)



Public Building Commission of Chicago • Richard J. Daley Center • 50 West Washington, Room 200 • Chicago, Illinois 60602 • Tel: 312-744-3090 • Fax: 312-744-8005



* Includes change order of \$25/sf for geothermal and rain harvesting systems.



Q3 2014 Quarterly Staff Report

4. Active Project Status



**September 2014 Monthly Report
Program Forecast
(Data Date: 09/30/14)**

Public Building Commission of Chicago • Richard J. Daley Center • 50 West Washington St. Room 200 • Chicago, IL 60602 • Phone: 312.744.9000 • Fax: 312.744.9005

Project Name	Address	Current Ward	New Ward (2015)	Issue for Bid	Award Date	Construction Phase Start (Notice to Proceed)	Construction Phase Finish (Scheduled Substantial Completion)	Facility Opening
Projects in Construction								
Albany Park Branch Library	3401 W. Foster Ave.	39	39	3/21/2013	5/15/2013	5/30/2013	8/8/2014	9/13/14
Coonley Elementary School Addition	4046 N. Leavitt St.	47	47	11/1/2013	12/11/2013	1/2/2014	8/5/14 - Bldg 10/5/14 - Sitework	September 2014
Chicago Vocational Career Academy Renovation (CVCA) Phase I	2100 E 87th St.	8	8	1/17/2014	2/12/2014	3/5/2014	8/29/14 - (Milestone I: Interior Program) 12/19/14 - (Milestone II: MEP, Exterior, Site)	September 2014 (Interior Program)
Turf Field by NTA	23rd/24th & Federal /Dearborn	3	3	4/8/2014	5/13/2014	5/30/2014	12/1/2014	TBD
Chicago Children's Advocacy Center Addition	1240 S. Damen Ave.	2	28	8/21/2013	10/1/2013	10/15/2013	12/5/2014	Winter 2015
Retrolfit One	Multiple Locations	Mult.	Mult.	N/A	N/A	April 2014	April 2015	N/A
Chinatown Branch Library (Design-Build)	2100 S. Wentworth Ave.	25	25	2/11/2013 (Design Build Procurement)	8/21/2013 (Design Build Procurement)	1/29/14* (NTP Issued)	June 2015	Summer 2015
Lincoln Elementary School Annex	615 West Kemper Pl.	43	43	7/29/2014	9/9/2014	9/26/14	7/29/2015 - Annex 12/31/15 - Elevator & Site	September 2015
Oriole Park Elementary School Annex	5424 N. Oketo Ave.	41	41	5/6/2014	6/10/2014	7/02/2014	6/22/15 - Annex 8/28/15 - Site	September 2015
Wildwood World Magnet School Annex	6950 N. Hiawatha Ave.	41	41	6/3/2014	7/8/2014	07/21/2014	07/28/15 - Annex 8/28/15 - Site	September 2015
Projects in Design								
Stockyards Bank Stabilization Project	4146 S Halsted St.	11	11	N/A	N/A	October 2014	November 2014	N/A
Woodson Regional Library YOUmedia Renovations	9525 South Halsted St.	21	21	N/A	N/A	10/24/2014	1/19/2015	N/A
Legler Branch Library YOUmedia Renovations	115 South Pulaski Rd.	28	28	N/A	N/A	10/24/2014	1/19/2015	N/A
Sulzer Regional Library YOUmedia Renovations	4455 North Lincoln Ave.	47	47	N/A	N/A	10/24/2014	1/19/2015	N/A
Chicago Vocational Career Academy Renovation (CVCA) Phase II	2100 E. 87th St.	8	8	January 2015	February 2015	February 2015	September 2015	N/A
Payton College Preparatory High School	1034 N. Wells St.	27	27	8/28/2014	10/1/14	October 2014	December 2015 - Annex 2016 - Int. Reno & Site	January 2016
Southeast Area Elementary School	105th St. & Indianapolis Ave.	10	10	February 2015	March 2015	March 2015	June 2016	Fall 2016
Southwest Area School	60th & Karlov	13	23	TBD	TBD	TBD	TBD	January 2017
Projects in Planning								
Edwards Elementary School Annex	4815 South Karlov Ave.	14	14	TBD	TBD	TBD	TBD	Fall 2016
Canty Elementary School Annex	3740 N Panama Ave.	36	38	TBD	TBD	TBD	TBD	Fall 2016
Jamieson Elementary School Annex	5650 North Mozart St.	40	40	TBD	TBD	TBD	TBD	Fall 2016
Dunne Technology Academy Modernization	10845 South Union Ave.	34	34	TBD	TBD	TBD	TBD	TBD
Lindblom Math and Science Academy Parking Lot	6100 S. Winchester Ave.	15	16	TBD	TBD	TBD	TBD	TBD
Metropolitan Water Reclamation District (MWRD)/PBC Energy Efficiency	Multiple Locations	N/A	N/A	TBD	TBD	TBD	TBD	TBD
Clarendon Hills Prospect Avenue Transit Access Improvement Project	Clarendon Hills	N/A	N/A	TBD	TBD	TBD	TBD	TBD

Italicized Dates are Projected

The projects listed below are in Pre-Planning and not included in the list above:

- 8 Integrated Surveillance System Projects
- 3 Chicago Public Schools Projects
- 4 Cook County Projects
- 2 City of Chicago Projects



Public Building Commission of Chicago

Monthly Project Status Report: September 30, 2014



This page is intentionally left blank



Individual Project Listings

Chicago Public Schools

05750	Canty Elementary School Annex	4
05620	Chicago Vocational Career Academy (CVCA)	5
05680	Coonley Elementary School Addition	6
05440	Dunne Technology Academy Modernization Project	7
05770	Edwards Elementary School Annex	8
05760	Jamieson Elementary School Annex	9
05740	Lincoln Elementary School Annex	10
05720	Oriole Park Elementary School Annex	11
05311	Southeast Area Elementary School	12
05660	Southwest Area School	13
05268	Turf Field by NTA	14
05730	Walter Payton College Preparatory High School Annex	15
05710	Wildwood World Magnet School Annex	16

City of Chicago

04011	Chicago Children's Advocacy Center Addition	17
04425	Stockyards Bank Stabilization Project	18
04415	Lindblom Math and Science Academy Parking Lot	19
04292	Retrofit One	20

Chicago Public Library

08130	Albany Park Branch Library	21
08150	Chinatown Branch Library	22
08072	CPL YOUmedia Renovations at Sulzer, Legler, and Woodson	23

Metropolitan Water Reclamation District of Chicago

14030	Metropolitan Water Reclamation District (MWRD)/PBC Energy Efficiency Program	26
-------	--	----

Others

20010	Prospect Avenue Transit Access Improvement Project	27
-------	--	----

Canty Elementary School Annex



Last Updated: September 30, 2014
Address: Existing
Location: 3740 N Panama Ave.
Ward & Alderman: 36 - Nicholas Sposato
IL Rep & District: 19 - Robert F Martwick
IL Senator & District: 10 - John G. Mulroe

Project Number: 05750

County Board District & Commissioner: Peter N. Silvestri, 9th District
Community Area & Area Name: Dunning
City: Chicago

Project Description

The project includes the development of an approximately 38,000 SF annex, site development, and required parking. The annex will include 16 classrooms with a lunchroom/multi-purpose room. The existing kitchen will be repurposed to a classroom. The existing play lot will be replaced with a new play lot on the eastern portion of the site. The existing modulares will be removed when annex is complete.



Project Participants

Project Manager: John Pietrzyk
Architect of Record: TBD
General Contractor: TBD

PM Status Report

Phase: Planning

Phase Percent Complete

95%

All Planning Phase activities are complete. Reno/demo investigation has been completed and a draft report has been submitted. Conceptual design drawings are complete and a conceptual design estimate has been completed. All environmental & geotechnical testing is complete. We are scheduled to transfer the project from the conceptual designer to the AOR on October 6th.

Project Schedule

Project Milestone	Start Date	End Date	Status
Land Acquisition:			TBD
Demolition:			TBD
Public Right of Way Amendments:			TBD
Site Preparation:			TBD
Design:			TBD
Bid and Award:			TBD
Construction:			TBD
Facility Opening:	Fall 2016		Projected

Chicago Vocational Career Academy (CVCA)



Last Updated: September 30, 2014
Address: Existing
Location: 2100 E. 87th Street
Ward & Alderman: 08 - Michelle Harris
IL Rep & District: 33 - Marcus C. Evans, Jr.
IL Senator & District: 17 - Donne E. Trotter

Project Number: 05620

County Board District & Commissioner: Jerry Butler, 3rd District
Community Area & Area Name: Avalon Park
City: Chicago



Project Description

The Project implements the redevelopment of the existing Chicago Vocational Career Academy (CVCA) school and will consist of the abatement and demolition of the Anthony Wing, interior renovations of the built 1940 existing facility, MEP upgrades including to the central plant, exterior façade repairs, roof replacements, landscaping, right-of-way improvements, along with site development with restoration work. Program renovations will be provided in support of STEM (Science, Technology, Engineering, and Math) and Career-to-Education (CTE) programs (Navistar, Culinary, Cosmetology, Carpentry, Allied Health, and Horticulture). Site development includes environmental management, civil and landscape work.



Project Participants

Project Manager: James Holland
Architect of Record: DLR Group
General Contractor: Sollitt/Oakley Joint Venture (Phase I)

PM Status Report

Phase: Construction

Phase Percent Complete

75%

Brick removal for structural investigation ongoing; Structural Steel repairs/plating ongoing; Pre-TAB Activities; BAS controls rough-in; Exterior Concrete demo, excavation and replacement is ongoing. Additional Activities include: masonry (columns, Parapets, structural repairs), Permanent roofing ongoing, Major MEP equipment start-ups, functional testing is ongoing.

Project Schedule

Project Milestone	Start Date (Phase I)	End Date (Phase I)	Start Date (Phase II)	End Date (Phase II)	Status
Land Acquisition					N/A
Demolition					N/A
Public Right of Way Amendments					N/A
Site Preparation					N/A
Design	4/26/2014	1/2/2014	3/3/2014	11/12/2014	Phase I - Complete Phase II - Underway
Bid and Award	1/17/2014	2/12/2014	January-2015	February-2015	Phase I - Complete Phase II - Projected
Construction	3/5/2014	8/29/14 (Int. Reno & Program) 12/19/14 (MEP & Ext.)	February-2015	September-2015	Phase I - Interior Program Renovations Complete. Milestone II (MEP & Exterior Renovations) in Progress Phase II - Projected
Facility Opening	N/A				

Coonley Elementary School Addition



Last Updated: September 30, 2014
Address: Existing
Location: 4046 N. Leavitt
Ward & Alderman: 47 - Ameya Pawar
IL Rep & District: 11 - Ann M. Williams
IL Senator & District: 06 - John J. Cullerton

Project Number: 05680

County Board District & Commissioner: John A. Fritchey, 12th District
Community Area & Area Name: Lake View
City: Chicago



Project Description

The project consists of a new three-story addition to the existing school and select interior renovations of the existing facility as needed to accommodate the addition. The addition will consist of a new kitchen and dining space along with 12 new classrooms. The renovation work in the existing school will consist of upgrades to the domestic water heating system, conversion of the existing dining room to 2 classrooms and conversion of classrooms at addition connection. The project will also include site development work. The addition will be designed and constructed to meet CPS standards and will achieve at a minimum LEED® certification.



Project Participants

Project Manager:
Architect of Record:
General Contractor:

Berta Loro
 SWWB Architects, Ltd.
 K.R. Miller Contractors

PM Status Report

Phase: Construction

Phase Percent Complete

99%

Site work is 98% complete.

Project Schedule

Project Milestone	Start Date	End Date	Status
Land Acquisition:			N/A
Demolition:			N/A
Public Right of Way Amendments:			N/A
Site Preparation:			N/A
Design:			N/A
Bid and Award:	11/1/2013	12/11/2013	Complete
Construction:	1/2/2014	8/5/2014	Complete
Facility Opening:	9/2/2014		Bldg: September 2014. Site: October 2014

Dunne Technology Academy Modernization



Last Updated: September 30, 2014
Address: Existing
Location: 10845 South Union Ave.
Ward & Alderman: 34 - Carrie M. Austin
IL Rep & District: 28 - Robert "Bob" Rita
IL Senator & District: 14 - Emil Jones, III

Project Number: 05440

County Board District & Commissioner: Deborah Sims, 5th District
Community Area & Area Name: Roseland
City: Chicago



Project Description

This project includes development of new science and engineering labs and a multi-purpose facility to support the school's transition to CPS' STEM school model. The project may also include a new gymnasium, ADA modifications, updated air conditioning system, other facility improvements and site improvements.

Project Participants

Project Manager: Corey McClenahan
Architect of Record: TBD
General Contractor: TBD

PM Status Report

Phase: Planning

Phase Percent Complete

0%

Undertaking approved at August Board Meeting. Project on hold awaiting program and schedule from CPS. No planning phase activities have been initiated.

Project Schedule

Project Milestone	Start Date	End Date	Status
Land Acquisition:			TBD
Demolition:			TBD
Public Right of Way Amendments:			TBD
Site Preparation:			TBD
Design:			TBD
Bid and Award:			TBD
Construction:			TBD
Facility Opening:			TBD

Edwards Elementary School Annex



Last Updated: September 30, 2014
Address: Existing
Location: 4815 South Karlov Ave.
Ward & Alderman: 14 - Ed M. Burke
IL Rep & District: 01 - Daniel J. Burke
IL Senator & District: 01- Antonio Muñoz

Project Number: 05770

County Board District & Commissioner: Jeffrey R. Tobolski, 16th District
Community Area & Area Name: Archer Heights
City: Chicago



Project Description

This project includes the development of an approximately 50,000 SF annex, site development and required parking. The annex will include building a 3-story wing to house a lunchroom/multi-purpose room, kitchen, and 23 classrooms and renovating three spaces in the main building for educational use. Two modular units will be demolished or removed upon completion of the annex. The existing playground will be removed and a new one will be installed.

Project Participants

Project Manager: Corey McClenahan
Architect of Record: STL
General Contractor: TBD

PM Status Report

Phase: Planning

Phase Percent Complete

95%

All planning phase activities have been completed. Phase I environmental investigation complete, final report received. Test pit investigation complete, interim report received. Geotechnical investigation complete, awaiting final report. Initial interior environmental investigations complete, reviewing draft reports. Traffic study investigation complete, awaiting draft report. Concept design complete, AOR transfer to occur 10/3/14. Planning closeout occurred 9/26/14.

Project Schedule

Project Milestone	Start Date	End Date	Status
Land Acquisition:			TBD
Demolition:			TBD
Public Right of Way Amendments:			TBD
Site Preparation:			TBD
Design:			TBD
Procurement:			TBD
Construction:			TBD
Facility Opening:	Fall 2016		Projected

Jamieson Elementary School Annex



Last Updated: September 30, 2014
Address: Existing
Location: 5650 North Mozart St.
Ward & Alderman: 40 - Patrick J. O'Connor
IL Rep & District: 13 - Greg Harris
IL Senator & District: 07 - Heather Steans

Project Number: 05760

County Board District & Commissioner: Bridget Gainer, 10th District
Community Area & Area Name: West Ridge
City: Chicago

Project Description

The project includes the development of an approximately 36,000 SF annex, site development and required parking. The annex will include 16 classrooms with a lunchroom/multi-purpose room. The existing kitchen will be repurposed into a classroom; one classroom will be converted to a teacher's lounge and the existing play lot will be replaced with a new play lot. The existing modular will be removed upon completion of the annex.



Project Participants

Project Manager: Corey McClenahan
Architect of Record: Architrave, Ltd
General Contractor: TBD

PM Status Report

Phase: Planning

Phase Percent Complete

95%

Phase I environmental investigation complete, final report received. Geotechnical investigation complete, awaiting final report. Initial interior environmental investigations complete, reviewing draft reports. Awaiting traffic study investigation. Concept design complete, AOR transfer to occur 10/3/14. Planning closeout occurred 9/26/14.

Project Schedule

Project Milestone	Start Date	End Date	Status
Land Acquisition:			TBD
Demolition:			TBD
Public Right of Way Amendments:			TBD
Site Preparation:			TBD
Design:			TBD
Bid and Award:			TBD
Construction:			TBD
Facility Opening:	Fall 2016		Projected

Lincoln Elementary School Annex



Last Updated: September 30, 2014
Address: Existing
Location: 615 West Kemper Pl.
Ward & Alderman: 43 - Michele Smith
IL Rep & District: 11 - Ann M. Williams
IL Senator & District: 06 - John J. Cullerton

Project Number: 05740

County Board District & Commissioner: Bridget Gainer, 10th District
Community Area & Area Name: Lincoln Park
City: Chicago



Project Description

Proposed 3 story Annex to include 19 new classrooms, a new Dining Center, hybrid cooking kitchen, roof top student area, selected renovations to the existing school, and associated site development work including a playground. Renovations scope is currently programmed to include a new elevator, ADA upgrades, and mechanical system upgrades.



Project Participants

Project Manager:
Architect of Record:
General Contractor:

Andy Horn
 Muller + Muller
 Blinderman Meccor JV

PM Status Report

Phase: Construction

Phase Percent Complete

0%

Site preparation and foundation work is in progress and will be complete by early November. General Construction Contract awarded at September 2014 Board Meeting. Notice to Proceed was issued on September 23, 2014 to the vertical construction contractor. Submittals and Subcontractor Approval Requests are in progress. Vertical construction is planned to start in early November.

Project Schedule

Project Milestone	Start Date	End Date	Status
Land Acquisition:			N/A
Demolition:			N/A
Public Right of Way Amendments:			N/A
Site Preparation:	07/01/14	11/07/14	Underway
Design:			Complete
Bid and Award:	07/29/14	09/09/14	Complete
Construction:	09/26/14	07/29/15	Projected. Annex 7/15. Elevator & Landscape 12/15.
Facility Opening:	09/08/15		Fall 2015 (New Annex)

Oriole Park Elementary School Annex



Last Updated: September 30, 2014
Address: New
Location: 5424 N. Oketo Ave.
Ward & Alderman: 41 - Mary O'Connor
IL Rep & District: 20 - Michael P. McAuliffe
IL Senator & District: 10 - John G. Mulroe

Project Number: 05720

County Board District & Commissioner: Bridget Gainer, 10th District
Community Area & Area Name: O'Hare
City: Chicago

Project Description

Proposed 2-story Annex to include 17 classrooms, elevator, 2 Administrative Offices, a Library/Media Resource Center, a Dining Center, and a kitchen in accordance with CPS's new Hybrid Kitchen Model. Renovations include conversion of existing rooms. Renovation and demolition work includes conversion of existing rooms to Classrooms and removal of two existing modular classroom buildings.



Project Participants

Project Manager:
Architect of Record:
General Contractor:

Mark McCollom
 Wallin Gomez Architects
 IHC Construction Company

PM Status Report

Phase: Construction

Phase Percent Complete

5%

Underground storm and sanitary building site drains in progress. GC is excavating foundations and footing lines in preparation for concrete footings/ foundations concrete pour to begin 10-06-14.

Project Schedule

Project Milestone	Start Date	End Date	Status
Land Acquisition:			
Demolition:			
Public Right of Way Amendments:			
Site Preparation:			
Design:			
Bid and Award:	05/06/14	06/10/14	Complete
Construction:	07/02/14	08/18/15	Underway
Facility Opening:	09/08/15		Fall 2015

Southeast Area Elementary School



Last Updated: September 30, 2014
Address: New
Location: 3960 East 105th Street
Ward & Alderman: 10 - John A. Pope
IL Rep & District: 25 - Barbara Flynn Currie
IL Senator & District: 13 - Kwame Raoul

Project Number: 05311

County Board District & Commissioner: Stanley Moore, 4th District
Community Area & Area Name: East Side
City: Chicago



Project Description

This project will be developed to serve 1,200 students, ranging from Pre-Kindergarten through 8th grade. The building will include science, computer, music, and art classrooms, in addition to library, gymnasium, and dining facilities. Site development will include parking and playground.



Project Participants

Project Manager:
Architect of Record:
General Contractor:

Ariel Vaca
 SMNG-A
 TBD

PM Status Report

Phase: Design

Phase Percent Complete

50%

CPS has identified \$35M in funding. PBC and CPS are finalizing the scope and program and evaluating the building materials and structure to accommodate within Budget. Design Development documents were issued on September 2, 2014. AOR is currently working on issuing 60% CD documents due on October 24, 2014

Project Schedule

Project Milestone	Start Date	End Date	Status
Land Acquisition:	01/25/09	03/31/14	Complete
Demolition:			Complete
Public Right of Way Amendments:	03/3/14	April 2016	In Progress
Site Preparation:	October 2014	December 2014	Projected
Design:	June 2014	January 2015	In Progress
Bid and Award:	February 2015	March 2015	Projected
Construction:	March 2015	June 2016	Projected
Facility Opening:	Fall 2016		Projected

Southwest Area School



Last Updated: September 30, 2014
Address: New
Location: 60th St. & S. Karlov Ave.
Ward & Alderman: 13 - Marty Quinn
IL Rep & District: 22 - Michael J. Madigan
IL Senator & District: 11 - Martin A. Sandoval

Project Number: 05660

County Board District & Commissioner: John P. Daley, 11th District
Community Area & Area Name: Clearing
City: Chicago

Project Description

Proposed new building to serve 1500 pre-kindergarten through 8th grade students, including classrooms, a library, dining area, and a gymnasium with stage and associated site development work (including parking.)



Project Participants

Project Manager: Ariel Vaca
Architect of Record: STR Partners, Inc.
General Contractor: TBD

PM Status Report

Phase: Design

Phase Percent Complete

30%

CPS has identified \$48M in funding. PBC and CPS are finalizing the scope and program and evaluating the building materials and structure to accommodate within Budget. Schematic Design documents were issued on August 28, 2014. AOR is currently working on issuing Design Development documents due on October 20, 2014.

Project Schedule

Project Milestone	Start Date	End Date	Status
Land Acquisition:			N/A
Demolition:			N/A
Public Right of Way Amendments:			N/A
Site Preparation:			N/A
Design:	July 2014	February 2015	In Progress
Bid and Award:			TBD
Construction:			TBD
Facility Opening:	January 2017		Projected

Turf Field by NTA



Last Updated: September 30, 2014
Address: New
Location: 2301 S. Dearborn Street
Ward & Alderman: 03 - Pat Dowell
IL Rep & District: 06 - Ester Golar
IL Senator & District: 03 - Mattie Hunter

Project Number: 05268

County Board District & Commissioner: Robert Steele, 2nd District
Community Area & Area Name: Near South Side
City: Chicago

Project Description

Turf Field by National Teacher's Academy (NTA) is located at the southwest corner of 23rd Street and Dearborn Street, is a 100,000 FT², artificial turf field surrounded by a four lane polyurethane running track on a 3.5 acre vacant parcel. The new artificial turf practice field will accommodate high school-standard football and soccer practice fields and the running track will be a 400M non-standard track.



Project Participants

Project Manager: Jennifer Valentin
Architect of Record: Hitchcock Design Group
General Contractor: Kee Construction

PM Status Report

Phase: Construction

Phase Percent Complete

33%

Football field graded and proof rolled. Sewer line installed and backfilled. Grading is in progress at the exterior area of the field. Concrete curb, Geotextile fabric and Stone base to be installed for the football field

Project Schedule

Project Milestone	Start Date	End Date	Status
Land Acquisition:			N/A
Demolition:			N/A
Public Right of Way Amendments:			N/A
Site Preparation:			N/A
Design:			
Bid and Award:	04/08/14	05/13/14	Complete
Construction:	05/30/14	12/01/14	In Progress
Facility Opening:	TBD		TBD

Walter Payton College Preparatory High School Annex



Last Updated: September 30, 2014
Address: New
Location: 1034 N. Wells St.
Ward & Alderman: 27 - Walter Burnett, Jr.
IL Rep & District: 09 - Arthur L. Turner
IL Senator & District: 05 - Patricia Van Pelt

Project Number: 05730

County Board District & Commissioner: Jerry Butler, 3rd District
Community Area & Area Name: Near North Side
City: Chicago

Project Description

Proposed Annex to include 14 classrooms, Administrative Office, elevator, Gymnasium and shower/ locker facilities, Physical Ed. and Fitness rooms, and Cafe. Renovation work includes conversion of existing rooms to Offices, Science lab, and Classroom.



Project Participants

Project Manager:
Architect of Record:
General Contractor:

Kerl LaJeune
 Koo & Associates
 TBD

PM Status Report

Phase: Design

Phase Percent Complete: 99%

Coordination of OUC permit retrieval for the site prep construction. Pre-construction submittals and coordination of site logistics with the school and department of buildings. Bidding Phase of the Vertical Construction package with the pre-qualified bidders. Issuance of Addenda and coordination of site visit inspection by the contractors and subs. Bid opening and preliminary consideration of apparent low bidder. On-site mobilization will occur soon after the permit CDOT retrieval process and final review by OUC. Estimated start date for mid-October.

Project Schedule

Project Milestone	Start Date	End Date	Status
Land Acquisition:			N/A
Demolition:			N/A
Public Right of Way Amendments:			N/A
Site Preparation:	08/29/14	01/13/15	In Progress
Design:	03/10/14	August 2014	Complete
Bid and Award:	08/28/14	10/01/14	In Progress
Construction:	10/28/14	12/22/15	Proj. Annex 12/15. Int. Reno 2 /16. Site 7/16.
Facility Opening:	January 2016		Projected

Wildwood World Magnet School Annex



Last Updated: September 30, 2014
Address: Existing
Location: 6950 N. Hiawatha Ave.
Ward & Alderman: 41 - Mary O'Connor
IL Rep & District: 15 - John D'Amico
IL Senator & District: 08 - Ira I. Silverstein

Project Number: 05710

County Board District & Commissioner: Peter N. Silvestri, 9th District
Community Area & Area Name: Forest Glen
City: Chicago

Project Description

Proposed 3-story Annex to include 12 classrooms, a Library/Media Resource Center, and Administration Office, a Dining Center, and a kitchen in accordance with CPS's new Hybrid Kitchen Model. Renovation and demolition work includes conversion of existing rooms to Classrooms and removal of an existing modular classroom building.



Project Participants

Project Manager:
Architect of Record:
General Contractor:

Berta Loro
 Ilekis Associates
 Paschen/Milhouse JV

PM Status Report

Phase: Construction

Phase Percent Complete

2%

Mobilization is complete. Construction and silt fencing is 100%. Trailers are on site and temporary utilities are complete. Site demolition is 85% complete. Excavation has started for foundations on north side of the site.

Project Schedule

Project Milestone	Start Date	End Date	Status
Land Acquisition:			N/A
Demolition:			N/A
Public Right of Way Amendments:			N/A
Site Preparation:			N/A
Design:			N/A
Bid and Award:	06/03/14	07/08/14	Actual
Construction:	07/21/14	07/28/15	07/28/15 (Annex); 08/28/15 (Site)
Facility Opening:	09/08/15		Fall 2015

Chicago Children's Advocacy Center Addition



Last Updated: September 30, 2014
Address: Existing
Location: 1240 S. Damen
Ward & Alderman: 02 - Robert Fioretti
IL Rep & District: 09 - Arthur L. Turner
IL Senator & District: 05 - Patricia Van Pelt

Project Number: 04011

County Board District & Commissioner: Robert Steele, 2nd District
Community Area & Area Name: Near West Side
City: Chicago

Project Description

The Project location is at the existing city-owned facility utilized by the Chicago Children's Advocacy Center. It will consist of the construction of an approximate 18,000 square foot 2-story addition to the west side of its existing structure located at 1240 S. Damen Ave. The addition will include much needed space for CCAC's services, relieve overcrowding, and allow CCAC to increase their service capacity and community resources.



Project Participants

Project Manager: Frank Sobkowiak
Architect of Record: Holabird & Root
General Contractor: IHC

PM Status Report

Phase: Construction

Phase Percent Complete

72%

CCAC moved into newly remodeled Reception area in existing building and using the space. Main facility entrance relocated to the East side. Peaked Roofs have Metal Roof being installed. Flat Roofs are all water-tight. AHU's are operating. Windows/Storefront are 75% installed. First Floor drywall being taped and finished, while MEP rough-in is 95% complete. Second Floor drywall being installed, while MEP rough-in is 95% complete. Exterior Hardie Board installation continues.

Project Schedule

Project Milestone	Start Date	End Date	Status
Land Acquisition:			N/A
Demolition:			N/A
Public Right of Way Amendments:	03/13/13	09/09/13	Complete
Site Preparation:			N/A
Design:	03/13/13		Complete
Bid and Award:	08/21/13	10/01/13	Complete
Construction:	10/15/13	12/05/14	Underway
Facility Opening:	TBD		Winter 2014 (Pending Client)

Stockyards Bank Stabilization Project



Last Updated: September 30, 2014
Address: Existing
Location: 4146 S Halsted St.
Ward & Alderman: 11 - James A. Balcer
IL Rep & District: 06 - Ester Golar
IL Senator & District: 03 - Mattie Hunter

Project Number: 04425

County Board District & Commissioner: John P. Daley, 11th District
Community Area & Area Name: New City
City: Chicago

Project Description

The project will consist of stabilizing existing sections of deteriorated masonry and terra cotta, repairing previous measures to manage rain water, and reducing water infiltration into the building.



Project Participants

Project Manager: Brian Pirok
Architect of Record: TBD
Contractor: TBD

PM Status Report

Phase: Design

Phase Percent Complete

90%

Building Assessment Scope reviewed. Site walk-thru completed. Final design/scope pending approval.

Project Schedule

Project Milestone	Start Date	End Date	Status
Land Acquisition:			
Demolition:			
Public Right of Way Amendments:			
Site Preparation:			
Design:			
Bid and Award:	N/A	N/A	N/A
Construction:	October 2014	November 2014	Projected
Facility Opening:	N/A		

Lindblom Math and Science Academy Parking Lot



Last Updated: September 30, 2014
Address: New
Location: 6100 Block S. Winchester Ave.
Ward & Alderman: 16 - Joann Thompson
IL Rep & District: 06 - Ester Golar
IL Senator & District: 03 - Mattie Hunter

Project Number: 04415

County Board District & Commissioner: John P. Daley, 11th District
Community Area & Area Name: West Englewood
City: Chicago

Project Description

This project consists of a new parking lot to be developed on the north half of the 6100 block of S. Winchester Avenue at the request of the City of Chicago Department of Planning and Development (DPD). The new parking lot will serve to provide additional parking for the existing Robert Lindblom Math and Science Academy, which is located at 6130 S. Wolcott Avenue. Once the construction of the Parking Lot is complete, Chicago Public Schools will take ownership and maintain the property.



Project Participants

Project Manager: Brian Pirok
Architect of Record: TBD
General Contractor: TBD

PM Status Report

Phase: Planning

Phase Percent Complete

60%

Planning phase activities are underway. PBC Board approved Undertaking. AOR approval on-going. Land acquisition continues as purchase acceptance secured at three of 11 parcels.

Project Schedule

Project Milestone	Start Date	End Date	Status
Land Acquisition:			Underway
Demolition:			TBD
Public Right of Way Amendments:			TBD
Site Preparation:			TBD
Design:			TBD
Bid and Award:			TBD
Construction:			TBD
Facility Opening:			TBD

Retrofit One




Last Updated: September 30, 2014
Address: Existing
Location: Multiple Locations
Ward & Alderman: 0 - Multiple Locations
IL Rep & District: 0 - Multiple Locations
IL Senator & District: 0 - Multiple Locations

Project Number: 04292

County Board District & Commissioner: Multiple Locations
Community Area & Area Name: Multiple Locations
City: Chicago

Project Description

Retrofit One is a comprehensive effort to increase energy efficiency in public buildings. Administered by the PBC on behalf of Chicago's Department of Fleet and Facility Management (2FM) and the Chicago Infrastructure Trust (CIT), this initiative is the inaugural implementation of a CIT project. Retrofit One utilizes the specialized expertise of Energy Service Companies (ESCOs) to identify, design, install, and guarantee energy-related capital improvements to 60 City owned public buildings that provide important public services to Chicago residents; including City Hall, the Cultural Center, Harold Washington Library, and numerous police stations, community centers, and libraries. Retrofit One is a self-funding program that pays for the costs of the improvements from the guaranteed energy savings that are monitored and verified over the next 14 years.



Project Participants

Project Manager: George Marquisos
Architect of Record: N/A
General Contractor: Ameresco, Noresco & Schneider Electric

PM Status Report

Phase: Construction

Phase Percent Complete

25%

Project Notice to Proceed for Design & Construction issued on 4/14/14. Construction activities commenced on 8/5/14. Substantial Completion due April 2015.

Project Schedule

Project Milestone	Start Date	End Date	Status
Land Acquisition:			
Demolition:			
Public Right of Way Amendments:			
Site Preparation:			
Design:			
Bid and Award:	N/A	N/A	N/A
Construction:	04/14/14	04/01/15	Underway
Facility Opening:	N/A		

Albany Park Branch Library



Last Updated: September 30, 2014
Address: New
Location: 3401 W. Foster
Ward & Alderman: 39 - Margaret Laurino
IL Rep & District: 15 - John D'Amico
IL Senator & District: 08 - Ira I. Silverstein

Project Number: 08130

County Board District & Commissioner: John A. Fritchey, 12th District
Community Area & Area Name: North Park
City: Chicago



Project Description

Based on the Prototype A design, this new 16,500 SF, one-story full service branch library will replace the existing Albany Park Branch Library. The building features community Branch program elements such as designated spaces for adults, children, and teens, community rooms, meeting spaces, enhances collection spaces, free Wi-Fi and expanded technology.

LEED: This building will be designed to achieve LEED Gold Certification and will include a 50% green roof.



Project Participants

Project Manager:
Architect of Record:
General Contractor:

Mark McCollom
 Jackson Harlan, LLC
 Wight Construction Services, Inc.

PM Status Report

Phase: Construction

Phase Percent Complete

99%

Albany Library Punch List trending 85% complete. Landscape Punch List is 100% complete. AOR and landscape Arch.'s will be verifying P.L. items completion on 9-30-14, before the close out meeting on 9-30-14.

Project Schedule

Project Milestone	Start Date	End Date	Status
Land Acquisition:	10/17/11	10/05/12	Complete
Demolition:	11/30/12	12/31/12	Complete
Public Right of Way Amendments:	04/10/12	05/02/13	Complete
Site Preparation:	10/05/12	05/15/13	Complete
Design:	04/12/12	03/18/13	Complete
Bid and Award:	03/21/13	05/15/13	Complete
Construction:	05/30/13	08/08/14	Complete
Facility Opening:	9/13/14		Complete

Chinatown Branch Library



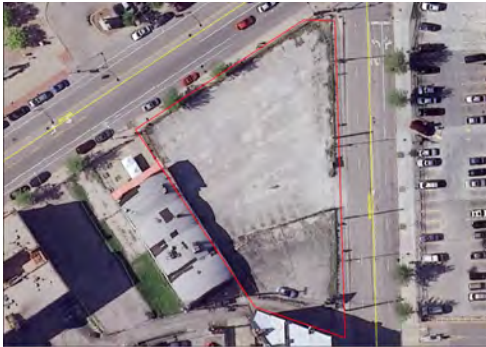
Last Updated: September 30, 2014
Address: New
Location: 2100 S. Wentworth Ave.
Ward & Alderman: 25 - Daniel S. Solis
IL Rep & District: 02 - Edward J. Acevedo
IL Senator & District: 01- Antonio Muñoz

Project Number: 08150

County Board District & Commissioner: Robert Steele, 2nd District
Community Area & Area Name: Armour Square
City: Chicago

Project Description

The new Chinatown Branch Library will be located on property at the southwest corner of the Wentworth and Archer intersection. The site, once acquired, will enable CPL and PBC to replace the existing Branch library with a new facility that will serve as a gateway to Chinatown. The new Branch will be approximately 16-18,000 square feet and will include community Branch program elements such as designated spaces for adults, children and teens, community rooms, meeting spaces, enhanced collection spaces, free Wi-Fi and expanded technology. It will also include energy efficient building systems that contribute to a building which will be pursuing LEED Certification.



Project Participants

Project Manager:
Architect of Record:
General Contractor:

Ryan Forristall
 Wight / SOM (Design Builder)
 Wight / SOM (Design Builder)

PM Status Report

Phase: Construction

Phase Percent Complete

29%

The metal deck installation is complete. The perimeter concrete knee wall has been placed and curtain wall framing has started.

Project Schedule

Project Milestone	Start Date	End Date	Status
Land Acquisition:			N/A
Demolition:			N/A
Public Right of Way Amendments:			N/A
Site Preparation:			N/A
Design:			N/A
Bid and Award:	02/11/13	08/21/13	Complete
Construction:	01/29/14 (NTP)	June 2015	Underway (Projected)
Facility Opening:	TBD		Summer 2015 (Projected)

Legler Branch Library YOUmedia Renovation



Last Updated: September 30, 2014
Address: Existing
Location: 115 South Pulaski Rd.
Ward & Alderman: 28 - Jason Ervin
IL Rep & District: 10 - Derrick Smith
IL Senator & District: 5 - Patricia Van Pelt

Project Number: 08072

County Board District & Commissioner: 1 - Earlean Collins
Community Area & Area Name: West Garfield Park
City: Chicago

Project Description

Project scope currently includes conversion of existing library space into YOUmedia spaces, technological and interactive based spaces geared toward the teen population.



Project Participants

Project Manager: Ed Bark
Architect of Record: Interactive Design
General Contractor: TBD

PM Status Report

Phase: Design

Phase Percent Complete

75%

Design Development was issued on September 26 followed by the review process and preliminary pricing. The issue for pricing and the contractor walk through is scheduled for October 3. The permit process will also begin on October 3.

Project Schedule

Project Milestone	Start Date	End Date	Status
Land Acquisition:			TBD
Demolition:			TBD
Public Right of Way Amendments:			TBD
Site Preparation:			TBD
Design:			TBD
Bid and Award:	N/A	N/A	N/A
Construction:	10/24/14	01/19/15	Projected
Facility Opening:	N/A		

Sulzer Regional Library YOUmedia Renovation



Last Updated: September 30, 2014
Address: Existing
Location: 4455 North Lincoln Ave.
Ward & Alderman: 47 - Ameya Pawar
IL Rep & District: 13 - Greg Harris
IL Senator & District: 7 - Heather A. Steans

Project Number: 08072

County Board District & Commissioner: 10 - Bridget Gainer
Community Area & Area Name: Lincoln Square
City: Chicago

Project Description

Project scope currently includes conversion of existing library space into YOUmedia spaces, technological and interactive based spaces geared toward the teen population.



Project Participants

Project Manager:
Architect of Record:
General Contractor:

Ed Bark
 Interactive Design
 TBD

PM Status Report

Phase: Design

Phase Percent Complete

75%

Design Development was issued on September 26 followed by the review process and preliminary pricing. The contractor walk-through is scheduled for October 1. The issue for pricing and the permit submission are scheduled for October 3.

Project Schedule

Project Milestone	Start Date	End Date	Status
Land Acquisition:			TBD
Demolition:			TBD
Public Right of Way Amendments:			TBD
Site Preparation:			TBD
Design:			TBD
Bid and Award:	N/A	N/A	N/A
Construction:	10/24/14	01/19/15	Projected
Facility Opening:	N/A		

Woodson Regional Library YOUmedia Renovation



Last Updated: September 30, 2014
Address: Existing
Location: 9525 South Halsted St.
Ward & Alderman: 21 - Howard B. Brookins, Jr.
IL Rep & District: 27 - Monique D. Davis
IL Senator & District: 14 - Emil Jones III

Project Number: 08072

County Board District & Commissioner: 4 - Stanley Moore
Community Area & Area Name: Washington Heights
City: Chicago

Project Description

Project scope currently includes conversion of existing library space into YOUmedia spaces, technological and interactive based spaces geared toward the teen population.



Project Participants

Project Manager:
Architect of Record:
General Contractor:

Ed Bark
 Interactive Design
 TBD

PM Status Report

Phase: Design

Phase Percent Complete

75%

Design Development was issued on September 26 followed by the review process and preliminary pricing. The contractor walk-through is scheduled for October 1. The issue for pricing and the permit submission are scheduled for October 3.

Project Schedule

Project Milestone	Start Date	End Date	Status
Land Acquisition:			TBD
Demolition:			TBD
Public Right of Way Amendments:			TBD
Site Preparation:			TBD
Design:			TBD
Bid and Award:	N/A	N/A	N/A
Construction:	10/24/14	01/19/15	Projected
Facility Opening:	N/A		

Metropolitan Water Reclamation District (MWRD)/PBC Energy Efficiency Program



Last Updated: September 30, 2014
Address: Existing
Location: Multiple Locations
Ward & Alderman: 0 - Multiple Locations
IL Rep & District: 0 - Multiple Locations
IL Senator & District: 0 - Multiple Locations

Project Number: 14030

County Board District & Commissioner: Multiple Locations
Community Area & Area Name: Multiple Locations
City: Chicago



Project Description

Comprehensive energy efficiency initiative focused on increasing the energy performance of MWRD treatment facility buildings. The Metropolitan Water Reclamation District (MWRD)/PBC Energy Efficiency Program will utilize specialized Energy Service Companies (ESCOs), to identify, design, and implement economically feasible energy-related capital improvements. The Program is intended to be self-funding; Investment Grade Energy Audits and Guaranteed Energy Performance Contracting will be used insure all energy savings projects are monitored, verified, and guaranteed to generate sufficient savings to repay costs within the payback period. The PBC, acting as Program Manager will oversee a two part planning process. The initial phase confirms Program feasibility, with high level energy audits of a representative sample of MWRD buildings. The second phase will involve in-depth Investment Grade Audits which fully define energy savings opportunities at every suitable MWRD facility. The final audit reports will ultimately serve as the base document for guaranteed energy performance contracts. The Program is expected to take 6 months to plan and 12 months to fully implement.

Project Participants

Project Manager:
Architect of Record:
General Contractor:

George Marquisos

PM Status Report

Phase: Planning

Phase Percent Complete

50%

MWRD Board approved funding for 2nd phase of Formulation Services on March 6, 2014. PBC oversight of Investment Grade Energy Audits of 6 MWRD water treatment campuses kicked off on 8/28/14; initial site visits are completed. 40% report due by November 21, 2014.

Project Schedule

Project Milestone	Start Date	End Date	Status
Land Acquisition:			TBD
Demolition:			TBD
Public Right of Way Amendments:			TBD
Site Preparation:			TBD
Design:			TBD
Bid and Award:			TBD
Construction:			TBD
Facility Opening:			TBD

Clarendon Hills Prospect Avenue Transit Access Improvement Project



Last Updated: September 30, 2014
Address: Existing
Location: 1 S. Prospect Ave.
Ward & Alderman: N/A
IL Rep & District: 47 - Patricia R. Bellock
IL Senator & District: 24 - Kirk W. Dillard

Project Number: 20010

County Board District & Commissioner: N/A
Community Area & Area Name: N/A
City: Clarendon Hills

Project Description

The PBC is evaluating pedestrian and vehicular traffic in Clarendon Hills to make recommendations for optimizing the pedestrian experience downtown and to facilitate circulation and safety for pedestrians and vehicular traffic serving the Metra station and the overall downtown.



Project Participants

Project Manager: John Pietrzyk
Architect of Record: TBD
General Contractor: TBD

PM Status Report

Phase: Planning

Phase Percent Complete

90%

Engineering consultant has developed concept design drawings depicting the stree scape recommendations based on their data collection efforts. A revised Formulation will be presented in October to complete the requirements for the RTA Access Transit Grant application. We are reviewing with the Village of Clarendon Hills and plan on presenting to the Village board on October 6th.

Project Schedule

Project Milestone	Start Date	End Date	Status
Land Acquisition:			TBD
Demolition:			TBD
Public Right of Way Amendments:			TBD
Site Preparation:			TBD
Design:			TBD
Bid and Award:			TBD
Construction:			TBD
Facility Opening:			TBD



Q3 2014 Quarterly Staff Report

5. Environmental Sustainability Report





Mission

The Public Building Commission is committed to client service and strong stewardship of public resources. The PBC plans, designs and builds facilities that reflect the highest standards of environmental and economic sustainability.

Vision

The vision of the Public Building Commission is a built environment in which function, beauty and sustainability are inherent to every community; where physical surroundings inspire and support achievement of the individual goals of those who live, work and visit Chicago and Cook County; and, where people gather to share the common values that truly build our communities.

Sustainability Program

In line with this mission and vision, the Public Building Commission of Chicago (PBC) has developed 66 LEED certified facilities, with an additional 17 LEED registered projects in development, and is managing programs to install Energy Conservation Measures across a broad range of City of Chicago and Metropolitan Water Reclamation District (MWRD) facilities. Additionally, the City of Chicago and Sister Agencies, including the PBC, together have achieved LEED Certification on 86 municipally owned facilities. The June 2011 commitment to double the number of LEED certified facilities was achieved in the first quarter of 2014, well ahead of schedule.

LEED

Below please find the statistics of LEED certification for PBC projects by Green Building Certification Institute (GBCI), as well as our "Harvest" metrics. The "Harvest" metrics illustrate the cumulative benefits of sustainable development and underscore our commitment to being responsible stewards of the public fund and responsible stewards of our resources.

- 66 LEED certified projects

Target Level (By Client)	Total	Certified	Silver	Gold	Platinum	Current Registered	Certified to date	Total Registered + Certified
CPS	37	9	9	18	1	9	28	37
Fire	6	0	3	2	1	0	6	6
Police	5	0	1	4	0	1	4	5
Libraries	17	8	2	7	0	2	15	17
Parks	9	1	2	6	0	2	7	9
Other**	9	2	4	1	2	3	6	9
Total	83	20	21	38	4	17	66	83

- Occupied – Q3 2014 LEED Certification Achieved

A total of two projects achieved LEED certification in the third quarter of 2014:

- o James Shields Middle School (LEED Gold)
- o Jones High School (LEED Gold)

- The R. J. Daley Center, owned and operated by the PBC on behalf of the City of Chicago and Cook County, is Chicago's largest municipally owned LEED EB O+M certified building, at 1,593,714 gross square feet. The Daley Center achieved LEED EB O+M Silver certification in May 2012 based on building performance over a year-long performance period. The PBC sought LEED EB O+M certification to align with overall sustainability goals, and demonstrate that LEED EB O+M can be achieved in municipally owned, large assembly use buildings. LEED EB O+M brings together and codifies all of the sustainability efforts that PBC has undertaken over the past 15 years for the Daley Center. Energy and water saving initiatives originally implemented as part of Energy Star and Guaranteed Performance Contract efforts support the LEED EB O+M effort. LEED EB O+M also provides a framework for sustainable building operation and maintenance strategies and policies that have been implemented at the Daley Center.

- Occupied - Q4 2014 Certification

Of the 17 projects registered and in development, two are expected to complete certification in Q4 2014:

- o Back of the Yards High School (targeting Silver)
- o Ping Tom Park Field House (targeting Gold)

- **Harvest Metrics to date** (includes LEED Certified projects and occupied projects, and Daley Center Energy Star efforts):

Stormwater Diverted from Sewers - Total	658,491	gallons / year
Potable Water Saved	22,290,577	gallons / year
Landscape	6,539,256	gallons / year
Buildings	15,751,321	gallons / year
Daley Center Water Savings	17,381,592	gallons / year
Energy Savings	\$1,457,196	dollars / year
Daley Center Energy Savings	\$1,124,797	dollars / year
Green Roof Area	638,892	SF to date
Total Roof Area	14.7 acres	1,849,894 SF
		35% overall
Shade Trees on New Construction Sites	2,512	trees to date
Recycled Materials	\$66,594,921	to date
Regional Materials (Extracted, Processed, Manufactured within 500 miles)	\$112,033,823	to date
Waste Diverted from Landfill	94.8%	189,771
		Tons to date
Electric Vehicle Charging Stations	41	
KWh offset in form of Green Power Recs	5,628,427	kWh

- **Other Projects****

The following projects are included in the Other category, above:

LEED Certified

R. J. Daley Center	Silver (LEED EB O+M)
South Water Purification Plant	Silver
Norwood Park Senior Center	Certified
Western Avenue Vehicle Maintenance Facility	Silver
4 th Ward Yard	Silver
Chicago Center for Green Technology	Platinum

LEED Registered

Ford Calumet Environmental Center	target Platinum
Warren Park Senior Center	target Certified

Multi-Agency Energy Performance Contract Program

PBC is managing a multi-agency energy performance contract program, utilizing Energy Service Companies (ESCOs) to reduce energy use and carbon footprint across the City of Chicago and Cook County. The program is designed to leverage long term utility savings to pay for energy-related capital improvements. ESCOs are deployed to identify, design, implement and guarantee the performance of Energy Conservation Measures (ECMs) - that achieve significant long term savings that can be measured and verified. ECM projects can be financed with no capital outlay. Rebates and other incentives may also be accessed to supplement project funding. The program is currently underway in two forums: Retrofit Chicago and MWRD/PBC Energy Efficiency Program.

Retrofit Chicago

Out of an initial list of 238 City of Chicago facilities, an initial feasibility analysis on 148 buildings was completed in November 2012. Investment Grade Energy Audits were performed on 112 of these facilities, and 60 buildings were ultimately identified as suitable candidates for inclusion in Retrofit One, the first phase of Retrofit Chicago. Retrofit One, a \$13M project, approved by City Council on January 15, 2014, is guaranteed to save at least \$1.4 million in annual utility energy costs, with additional operations and maintenance benefits also expected. Project implementation commenced April 2014, with first installation work beginning in August, 2014, and will be substantially complete by April 2015.

MWRD / PBC Energy Efficiency Program

A preliminary feasibility study has been completed to assess the opportunities for implementing ECMs across Metropolitan Water Reclamation District (MWRD) wastewater treatment plant buildings. Three ESCO's analyzed the Terrance O'Brien Wastewater Treatment Plant in Skokie, Illinois. Their feasibility analysis was reviewed by an MWRD evaluation committee who recommended MWRD proceed with the next phase of the planning process, Investment Grade Audits of six waste water treatment facilities. In March 2014, the MWRD Board of Commissioners granted approval for the PBC to lead a full audit process. The investment grade audit commenced in August, 2014 and is to be completed in Q1, 2015



Q3 2014 Quarterly Staff Report

6. Economic Sustainability Report



Economic Sustainability Report - Q3 2014 (1/1/14 to 9/30/14)



Public Building Commission of Chicago • Richard J. Daley Center • 50 West Washington, Room 200 • Chicago, Illinois 60602 • Tel: 312-744-3090 • Fax:312-744-8005

Q3 M/WBE Summary

	<u>Original Contract Value</u>		<u>Paid to Date</u>	
Total Program:	\$37,338,651.06	100.00%	\$32,801,579.53	87.85%
MBE Participation:	\$11,064,711.80	29.63%	\$10,440,211.74	31.83%
WBE Participation	\$2,373,253.00	6.36%	\$2,088,400.56	6.37%
M/WBE Participation:	\$13,437,964.80	35.99%	\$12,528,612.30	38.20%

Number of Projects Completed: 5 contracts for 4 projects

General Construction (GC) Contract:		\$32,511,800.00		\$28,412,314.72
Professional Service (PS) Contracts:		\$4,826,851.06		\$4,389,264.81
Total Contract Value:		<u>\$37,338,651.06</u>		<u>\$32,801,579.53</u>

	<u>M/WBE Commitments</u>		<u>M/WBE Actuals</u>	
MBE Participation in GC Contracts:	\$9,520,100.00	29.28%	\$9,106,386.52	32.05%
MBE Participation in PS Contracts:	\$1,544,611.80	32.00%	\$1,333,825.22	30.39%
Subtotal MBE	<u>\$11,064,711.80</u>	<u>29.63%</u>	<u>\$10,440,211.74</u>	<u>31.83%</u>
WBE Participation in GC Contracts:	\$1,509,850.00	4.64%	\$1,397,463.83	4.92%
WBE Participation in PS Contracts:	\$863,403.00	17.89%	\$690,936.73	15.74%
Subtotal WBE	<u>\$2,373,253.00</u>	<u>6.36%</u>	<u>\$2,088,400.56</u>	<u>6.37%</u>

Comments: Compliance information included for Construction Projects achieving substantial completion during quarter.

M/WBE Compliance and EEO Report for Projects Completed in 2014



Public Building Commission of Chicago • Richard J. Daley Center • 50 West Washington, Room 200 • Chicago, Illinois 60602 • Tel: 312-744-3090 • Fax:312-744-8005

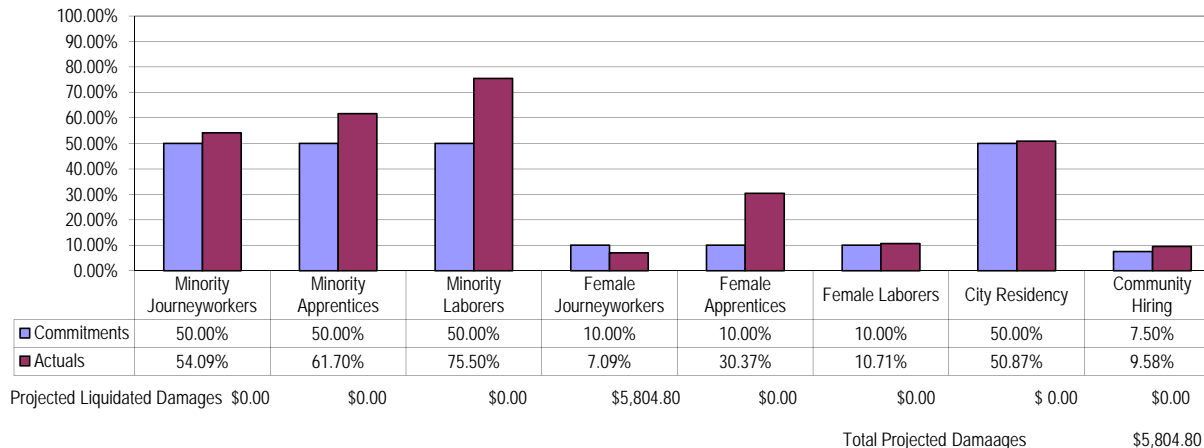
Alexander Graham Bell Elementary School Addition

General Construction (GC) Contract:	\$7,256,000.00	\$6,841,589.70
Professional Service (PS) Contracts:	\$936,573.73	\$902,064.08
Total Contract Value:	\$8,192,573.73	\$7,743,653.78

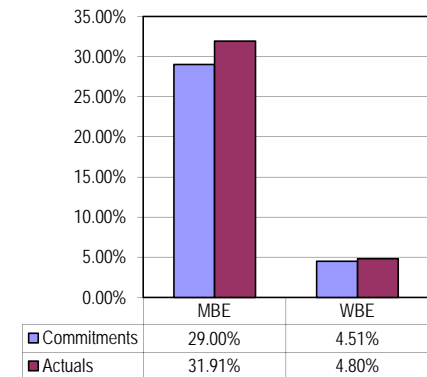
	M/WBE Commitments		M/WBE Actuals	
MBE Participation in GC Contracts:	\$2,018,000.00	27.81%	\$2,165,605.94	31.65%
MBE Participation in PS Contracts:	\$357,600.80	38.18%	\$305,196.96	33.83%
Subtotal MBE	\$2,375,600.80	29.00%	\$2,470,802.90	31.91%
WBE Participation in GC Contracts:	\$322,850.00	4.45%	\$326,436.38	4.77%
WBE Participation in PS Contracts:	\$46,715.00	4.99%	\$44,973.78	4.99%
Subtotal WBE	\$369,565.00	4.51%	\$371,410.16	4.80%

Type of Work	Contractor/Consultant	Contract Value	Paid To Date	MBE		WBE		MBE Actuals	%	WBE Actuals	%
				Commitments	%	Commitments	%				
1. Construction	Wight Construction Services, Inc.	\$7,256,000.00	\$6,841,589.70	\$2,018,000.00	27.81%	\$2,165,605.94	31.65%	\$322,850.00	4.45%	\$326,436.38	4.77%
2. Architect of Record	SMNG-A	\$557,699.25	\$581,675.04	\$178,000.00	31.92%	\$165,257.00	28.41%	\$33,700.00	6.04%	\$31,200.00	5.36%
3. Design Architect	SMNG-A	\$34,000.00	\$33,976.46	\$0.00	0.00%	\$0.00	0.00%	\$5,000.00	14.71%	\$3,700.00	10.89%
4. Environmental - Category A, B, C	Environmental Design International Inc.	\$74,584.80	\$48,072.55	\$74,584.80	100.00%	\$43,522.75	90.54%	\$4,016.00	5.38%	\$4,971.00	10.34%
5. Environmental - Reno/Demo	Environmental Design International Inc.	\$96,115.00	\$88,620.00	\$92,116.00	95.84%	\$83,517.21	94.24%	\$3,999.00	4.16%	\$5,102.78	5.76%
6. Geotechnical	GSG Consultants, Inc.	\$12,900.00	\$12,900.00	\$12,900.00	100.00%	\$12,900.00	100.00%	\$0.00	0.00%	\$0.00	0.00%
7. Material Testing	AECOM Technical Services	\$120,052.00	\$97,862.35	\$0.00	0.00%	\$0.00	0.00%	\$0.00	0.00%	\$0.00	0.00%
8. Construction Signage	The Blue Print Shoppe, Inc.	\$668.00	\$668.00	\$0.00	0.00%	\$0.00	0.00%	\$0.00	0.00%	\$0.00	0.00%
9. Printing Services	Springer Blue Print Services Inc.	\$40,554.68	\$38,289.68	\$0.00	0.00%	\$0.00	0.00%	\$0.00	0.00%	\$0.00	0.00%
Subtotals:		\$8,192,573.73	\$7,743,653.78	\$2,375,600.80	29.00%	\$2,470,802.90	31.91%	\$369,565.00	4.51%	\$371,410.16	4.80%

Equal Employment Opportunity Report - Wight Construction Services, Inc.



M/WBE Compliance Report



M/WBE Compliance and EEO Report for Projects Completed in 2014



Public Building Commission of Chicago • Richard J. Daley Center • 50 West Washington, Room 200 • Chicago, Illinois 60602 • Tel: 312-744-3090 • Fax: 312-744-8005

John C. Coonley Elementary School Addition

General Construction (GC) Contract:	\$10,777,000.00	\$9,022,610.24
Professional Service (PS) Contracts:	\$1,522,300.58	\$1,291,454.91
Total Contract Value:	\$12,299,300.58	\$10,314,065.15
	M/WBE Commitments	M/WBE Actuals
MBE Participation in GC Contracts:	\$2,592,600.00 24.06%	\$2,392,855.34 26.52%
MBE Participation in PS Contracts:	\$421,114.83 27.66%	\$363,054.37 28.11%
Subtotal MBE	\$3,013,714.83 24.50%	\$2,755,909.71 26.72%
WBE Participation in GC Contracts:	\$537,000.00 4.98%	\$459,221.93 5.09%
WBE Participation in PS Contracts:	\$127,487.00 8.37%	\$99,477.96 7.70%
Subtotal WBE	\$664,487.00 5.40%	\$558,699.89 5.42%

Type of Work	Contractor/Consultant	Contract Value	Paid To Date	MBE		MBE Actuals		WBE		WBE Actuals	
				Commitments	%		%	Commitments	%		%
1. Construction	KR Miller Contractors, Inc.	\$10,777,000.00	\$9,022,610.24	\$2,592,600.00	24.06%	\$2,392,855.34	26.52%	\$537,000.00	4.98%	\$459,221.93	5.09%
2. Architect of Record	SWWB, Ltd	\$985,060.00	\$920,260.67	\$204,995.00	20.81%	\$199,288.37	21.66%	\$97,300.00	9.88%	\$91,365.70	9.93%
3. Design Architect	SMNG-A	\$60,224.08	\$56,073.98	\$13,128.83	21.80%	\$8,500.00	15.16%	\$0.00	0.00%	\$0.00	0.00%
4. Environmental - Category A, B, C	Tetra Tech	\$112,386.00	\$59,357.50	\$33,350.00	29.67%	\$28,596.00	48.18%	\$5,850.00	5.21%	\$0.00	0.00%
5. Environmental - Reno/Demo	Environmental Consulting Group	\$106,495.00	\$63,098.00	\$14,571.00	13.68%	\$5,940.00	9.41%	\$4,337.00	4.07%	\$2,350.00	3.72%
6. Geotechnical	K&S Engineers	\$29,757.00	\$24,984.00	\$0.00	0.00%	\$0.00	0.00%	\$0.00	0.00%	\$0.00	0.00%
7. Material Testing	K&S Engineers	\$35,715.00	\$25,715.00	\$0.00	0.00%	\$0.00	0.00%	\$0.00	0.00%	\$0.00	0.00%
8. Material Testing	GSG Material Testing	\$155,070.00	\$120,730.00	\$155,070.00	100.00%	\$120,730.00	100.00%	\$0.00	0.00%	\$0.00	0.00%
9. Traffic Study	Baxter & Woodman	\$16,120.00	\$14,000.00	\$0.00	0.00%	\$0.00	0.00%	\$0.00	0.00%	\$0.00	0.00%
10. Construction Signage	Sign-O-Rama	\$1,473.50	\$1,473.50	\$0.00	0.00%	\$0.00	0.00%	\$0.00	0.00%	\$0.00	0.00%
11. Printing Services	Cushing & Company	\$20,000.00	\$5,762.26	\$0.00	0.00%	\$0.00	0.00%	\$20,000.00	100.00%	\$5,762.26	100.00%
Subtotals:		\$12,299,300.58	\$10,314,065.15	\$3,013,714.83	24.50%	\$2,755,909.71	26.72%	\$664,487.00	5.40%	\$558,699.89	5.42%

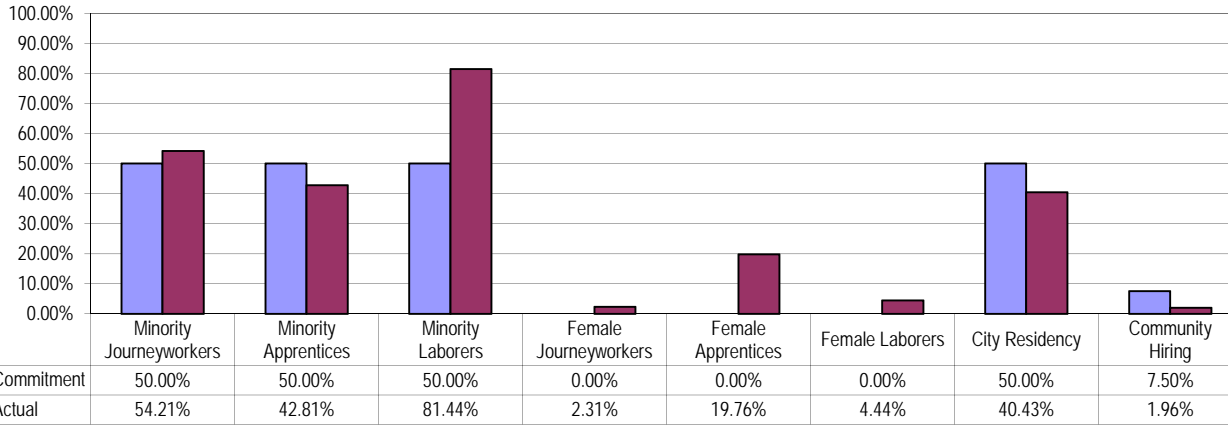
M/WBE Compliance and EEO Report for Projects Completed in 2014



Public Building Commission of Chicago • Richard J. Daley Center • 50 West Washington, Room 200 • Chicago, Illinois 60602 • Tel: 312-744-3090 • Fax: 312-744-8005

John C. Coonley Elementary School Addition

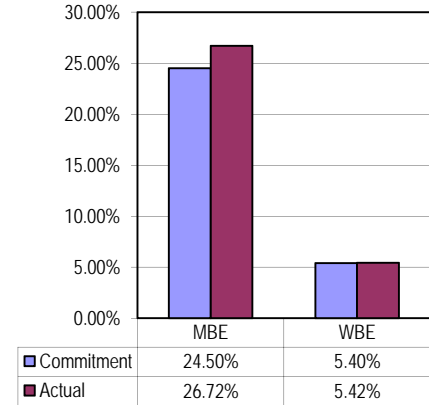
Equal Employment Opportunity Report - K.R. Miller Contractors, Inc.



Projected Liquidated Damages \$0.00 \$22,631.70 \$0.00 \$0.00 \$0.00 \$0.00 \$48,496.50 \$29,636.75

Total Projected Damages \$100,764.95

M/WBE Compliance Report



M/WBE Compliance and EEO Report for Projects Completed in 2014



Public Building Commission of Chicago • Richard J. Daley Center • 50 West Washington, Room 200 • Chicago, Illinois 60602 • Tel: 312-744-3090 • Fax: 312-744-8005

Albany Park Library

	Contract Value	Paid to Date
General Construction (GC) Contract:	\$7,915,000.00	\$6,764,222.88
Professional Service (PS) Contracts:	\$1,427,870.75	\$1,267,411.00
Total Contract Value:	\$9,342,870.75	\$8,031,633.88

	M/WBE Commitments		M/WBE Actuals	
MBE Participation in GC Contracts:	\$2,071,000.00	26.17%	\$2,017,070.71	29.82%
MBE Participation in PS Contracts:	\$372,823.75	26.11%	\$328,938.89	25.95%
Subtotal MBE	\$2,443,823.75	26.16%	\$2,346,009.60	29.21%
WBE Participation in GC Contracts:	\$375,000.00	4.74%	\$386,449.60	5.71%
WBE Participation in PS Contracts:	\$562,409.50	39.39%	\$455,093.99	35.91%
Subtotal WBE	\$937,409.50	10.03%	\$841,543.59	10.48%

Type of Work	Contractor/Consultant	M/WBE				WBE					
		Contract Value	Paid To Date	Commitments	%	MBE Actuals	%	Commitments	%	WBE Actuals	%
1. Construction	Wight Construction Services, Inc.	\$7,915,000.00	\$6,764,222.88	\$2,071,000.00	26.17%	\$2,017,070.71	29.82%	\$375,000.00	4.74%	\$386,449.60	5.71%
2. Architect of Record	Jackson Harlan	\$865,150.00	\$866,067.12	\$212,200.00	24.53%	\$172,048.75	19.87%	\$508,200.00	58.74%	\$429,999.99	49.65%
3. Design Architect	Lohan Anderson	\$36,560.00	\$31,857.93	\$4,960.00	13.57%	\$4,960.00	15.57%	\$0.00	0.00%	\$0.00	0.00%
4. Environmental - Category A, B, C	V3 Companies of Illinois	\$257,541.75	\$173,879.95	\$72,374.50	28.10%	\$65,011.64	37.39%	\$27,893.75	10.83%	\$14,310.00	8.23%
5. Environmental - Reno/Demo	United Analytical Services, Inc.	\$37,116.00	\$22,796.50	\$9,281.00	25.01%	\$7,606.00	33.36%	\$1,856.00	5.00%	\$1,856.00	8.14%
6. Commissioning	E-Cube, Inc.	\$93,910.00	\$59,274.00	\$0.00	0.00%	\$9,408.00	15.87%	\$0.00	0.00%	\$0.00	0.00%
7. Geotechnical	ECS Midwest, LLC	\$15,750.00	\$9,448.00	\$0.00	0.00%	\$0.00	0.00%	\$5,600.00	35.56%	\$3,720.00	39.37%
8. Surveying	GRAEF-USA	\$7,835.00	\$7,835.00	\$0.00	0.00%	\$0.00	0.00%	\$0.00	0.00%	\$0.00	0.00%
9. Material Testing	GSG Material Testing	\$77,195.00	\$69,904.50	\$73,335.25	95.00%	\$69,904.50	100.00%	\$3,859.75	5.00%	\$0.00	0.00%
10. Material Testing	Terracon	\$12,640.00	\$12,640.00	\$0.00	0.00%	\$0.00	0.00%	\$0.00	0.00%	\$0.00	0.00%
11. Traffic Study	HDR Engineering	\$8,500.00	\$8,500.00	\$0.00	0.00%	\$0.00	0.00%	\$0.00	0.00%	\$0.00	0.00%
12. Printing Services	Best Imaging Solutions	\$15,000.00	\$5,208.00	\$0.00	0.00%	\$0.00	0.00%	\$15,000.00	100.00%	\$5,208.00	100.00%
13. Signage	Sign-O-Rama	\$673.00	\$0.00	\$673.00	100.00%	\$0.00	0.00%	\$0.00	0.00%	\$0.00	0.00%
Subtotals:		\$9,342,870.75	\$8,031,633.88	\$2,443,823.75	26.16%	\$2,346,009.60	29.21%	\$937,409.50	10.03%	\$841,543.59	10.48%

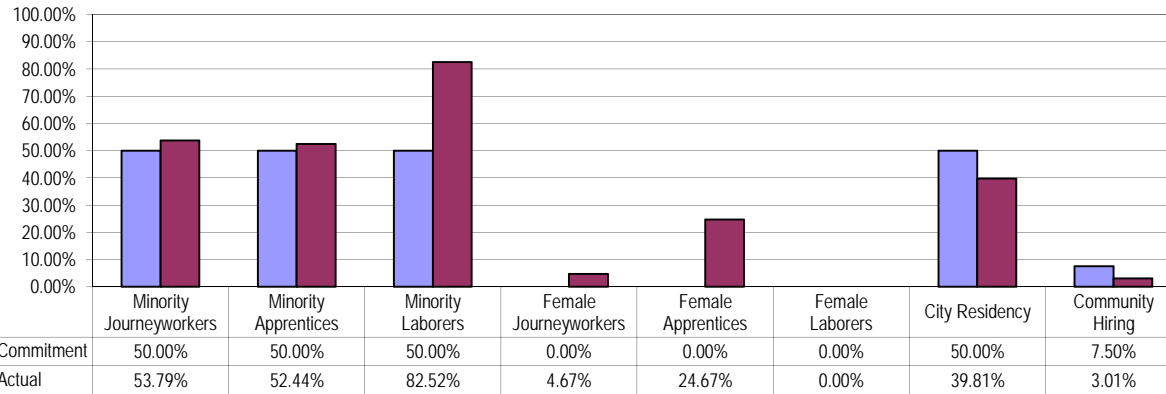
M/WBE Compliance and EEO Report for Projects Completed in 2014



Public Building Commission of Chicago • Richard J. Daley Center • 50 West Washington, Room 200 • Chicago, Illinois 60602 • Tel: 312-744-3090 • Fax: 312-744-8005

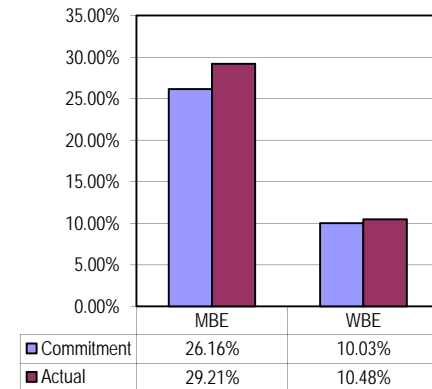
Albany Park Library

Equal Employment Opportunity Report - Wight Construction Services, Inc.



Projected Liquidated Damages	\$0.00	\$0.00	\$0.00	\$0.00	\$0.00	\$0.00	\$40,525.32	\$14,183.86
Total Projected Damages								\$54,709.18

M/WBE Compliance Report



M/WBE Compliance and EEO Report for Projects Completed in 2014



Public Building Commission of Chicago • Richard J. Daley Center • 50 West Washington, Room 200 • Chicago, Illinois 60602 • Tel: 312-744-3090 • Fax: 312-744-8005

William Jones High School Renovation

General Construction (GC) Contract:	Contract Value	Paid to Date
	\$6,563,800.00	\$5,783,891.90
Professional Service (PS) Contracts:	\$940,106.00	\$928,334.82
Total Contract Value:	\$7,503,906.00	\$6,712,226.72

	M/WBE Commitments		M/WBE Actuals	
MBE Participation in GC Contracts:	\$2,838,500.00	43.24%	\$2,530,854.53	43.76%
MBE Participation in PS Contracts:	\$393,072.42	41.81%	\$336,635.00	36.26%
Subtotal MBE	\$3,231,572.42	43.07%	\$2,867,489.53	42.72%
WBE Participation in GC Contracts:	\$275,000.00	4.19%	\$225,355.92	3.90%
WBE Participation in PS Contracts:	\$126,791.50	13.49%	\$91,391.00	9.84%
Subtotal WBE	\$401,791.50	5.35%	\$316,746.92	4.72%

Type of Work	Contractor/Consultant	Contract Value	Paid To Date	MBE		MBE Actuals		WBE		WBE Actuals	
				Commitments	%	%	%	Commitments	%	WBE Actuals	%
1. Construction	FH Paschen	\$2,864,000.00	\$2,449,499.81	\$728,500.00	25.44%	\$726,182.03	29.65%	\$125,000.00	4.36%	\$128,521.12	5.25%
2. Construction	Friedler Construction Co.	\$3,699,800.00	\$3,334,392.09	\$2,110,000.00	57.03%	\$1,804,672.50	54.12%	\$150,000.00	4.05%	\$96,834.80	2.90%
3. Architect of Record	Perkins & Will	\$840,660.00	\$828,889.50	\$385,022.28	45.80%	\$331,100.00	39.95%	\$45,395.64	5.40%	\$7,460.00	0.90%
4. Environmental - Reno/Demo	Carnow Conibear & Associates	\$89,446.00	\$89,446.00	\$8,050.14	9.00%	\$5,535.00	6.19%	\$81,395.86	91.00%	\$83,931.00	93.83%
5. Printing Services	BHFX Digital Imaging	\$10,000.00	\$9,999.32	\$0.00	0.00%	\$0.00	0.00%	\$0.00	0.00%	\$0.00	0.00%
Subtotals:		\$7,503,906.00	\$6,712,226.72	\$3,231,572.42	43.07%	\$2,867,489.53	42.72%	\$401,791.50	5.35%	\$316,746.92	4.72%

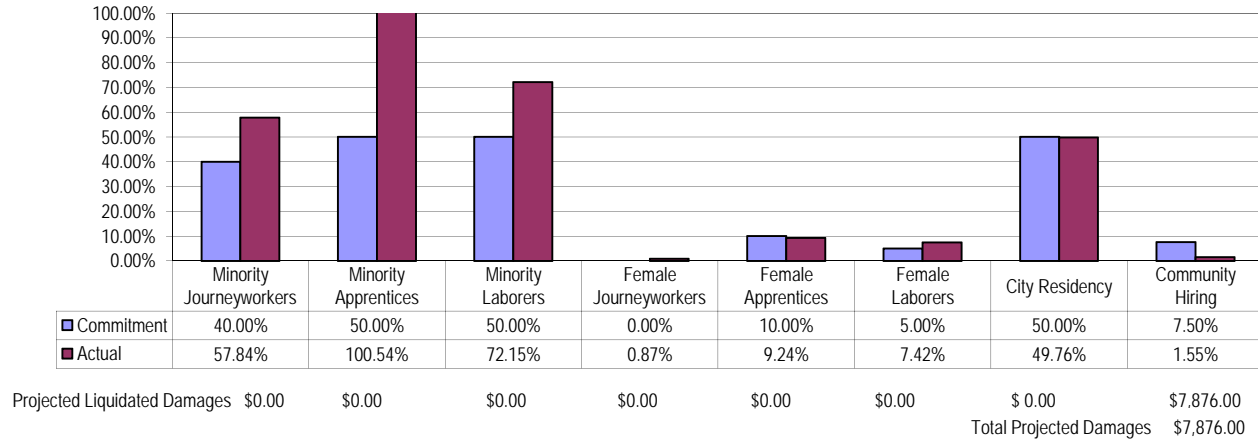
M/WBE Compliance and EEO Report for Projects Completed in 2014



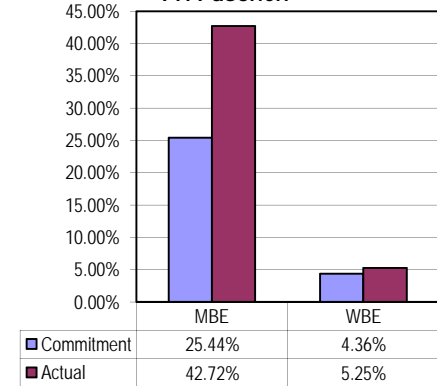
Public Building Commission of Chicago • Richard J. Daley Center • 50 West Washington, Room 200 • Chicago, Illinois 60602 • Tel: 312-744-3090 • Fax:312-744-8005

William Jones High School Renovation

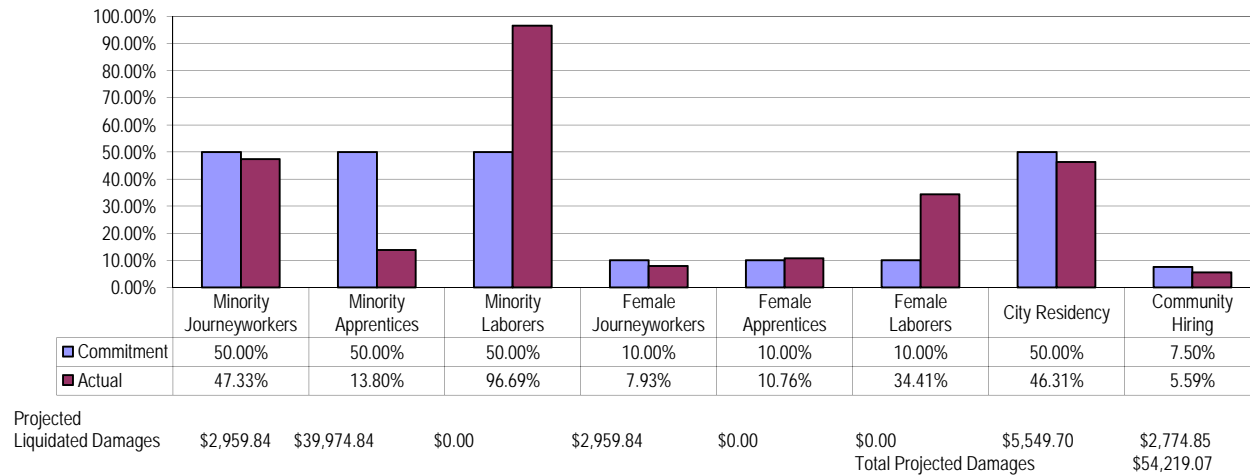
Equal Employment Opportunity Report Phase 1 - FH Paschen



M/WBE Compliance Report FH Paschen



Equal Employment Opportunity Report Phase 2 - Friedler Construction Co.



M/WBE Compliance Report Friedler

