



# PUBLIC BUILDING COMMISSION OF CHICAGO

## QUARTERLY STAFF REPORTS

2012: THIRD QUARTER



# Table of Contents



Public Building Commission of Chicago • Richard J. Daley Center • 50 West Washington, Room 200 • Chicago, IL 60602 • Phone: 312.744.3090 • Fax: 312.744.8005

## Q3 2012 Quarterly Reports

---

- 1 Letter from Executive Director & Executive Summary Report
- 2 Program Forecast Report
- 3 Market Conditions Report
  - High Schools
  - Elementary Schools
  - Elementary School Additions
  - Linked Annexes
  - Police Stations
  - Libraries
  - Park District Fieldhouses
  - Firehouses
- 4 Program Cost Status Report
- 5 Program Cost Effectiveness Report
  - Open Projects Construction Change Order Q3-2012 Report
  - Indirect Costs as a Percentage of Construction Costs
- 6 Monthly Project Status Report
- 7 Sustainable Development Q3 Status Report
- 8 MWBE Commitment Report 2012 Construction Projects By Type
  - MWBE Commitment Report 2012 Professional Service Contract Awards  
(AOR, Environmental Consultant-Category A, B, & C, Environmental Consultant-Reno & Demo, Traffic Study, Geotechnical Consultant, Commissioning Authority, Material Testing Service, Surveyor Service, Construction Signage and Comprehensive Printing Services)
- 9 MWBE & EEO Compliance Report 2012 Construction Project Completion
  - MWBE Compliance Report 2012 Professional Service Contract Awards  
(AOR, Environmental Consultant-Category A, B, & C, Environmental Consultant-Reno & Demo, Traffic Study, Geotechnical Consultant, Commissioning Authority, Material Testing Service, Surveyor Service, Construction Signage and Comprehensive Printing Services)
- 10 Specialty Consultant Q3 2012 Award and Commitment Report



**Richard J. Daley Center**  
**50 W. Washington Street**  
**Room 200**  
**Chicago, Illinois 60602**  
**(312) 744-3090**  
**Fax: (312) 744-8005**  
**www.pbcchicago.com**

BOARD OF COMMISSIONERS

Chairman  
RAHM EMANUEL  
Mayor  
City of Chicago

Treasurer  
DR. BYRON T. BRAZIER  
Pastor  
Apostolic Church of God

MARTIN CABRERA, JR.  
Chief Executive Officer  
Cabrera Capital Markets, LLC

TONI PRECKWINKLE  
President  
Cook County Board of Commissioners

ARNOLD RANDALL  
General Superintendent  
Forest Preserve District of Cook County

JUAN R. RANGEL  
Executive Director  
United Neighborhood Organization

SAMUEL WM. SAX  
Chairman  
Financial Relations, Inc.

MARIYANA T. SPYROPOULOS  
Commissioner  
Metropolitan Water Reclamation District  
of Greater Chicago

GERALD M. SULLIVAN  
City of Chicago

BRYAN TRAUBERT  
President  
Chicago Park District

DAVID J. VITALE  
President  
Chicago Board of Education

Executive Director  
ERIN LAVIN CABONARGI

Secretary  
LORI ANN LYPSON

Assistant Secretary  
MICHAEL RUEMLER

Assistant Treasurer  
TANYA FOUCHER-WEEKLEY

November 13, 2012

Members of the Board of the Public Building Commission of Chicago

Re: Public Building Commission of Chicago  
2012 Q3 Staff Report

As you may recall, at the beginning of 2009 the Public Building Commission staff rolled out a series of new reports to provide additional information on all aspects of our current programs and projects. The report is intended to communicate project status, analyze market trends and communicate performance metrics on a regular basis promoting the highest level of accountability and transparency. Attached please find the 2012 Q3 Staff Report.

**2012 Q3 Staff Report**

1. Letter from Executive Director & Executive Summary Report
2. Program Forecast Report
3. Market Conditions Report
4. Program Cost Status Report
5. Program Cost Effectiveness Report
  - Construction Change Order Q3 2012 Report
  - Indirect Costs as a Percentage of Construction Costs
6. Monthly Project Status Report
7. Sustainable Development Q3 2012 Status Report
8. M/WBE Commitment Report 2012 Construction Projects by Type (GC, JOC, Special Projects)
  - M/WBE Commitment Report 2012 Professional Service Contract Awards
9. M/WBE & EEO Compliance Report 2012 Construction Project Completion
  - M/WBE Compliance Report 2012 Professional Service Contract Awards
10. Specialty Consultant Q3 2012 Award and Commitment Report

The entire 2012 Q3 Staff Report can also be found on the PBC website at [www.pbcchicago.com](http://www.pbcchicago.com).

Please do not hesitate to contact me if you require additional information or have any questions on these new reports. Thank you for your continued interest and support.

Sincerely,

Erin Lavin Cabonargi  
Executive Director



# Executive Summary Report

Public Building Commission of Chicago • Richard J. Daley Center • 50 West Washington, Room 200 • Chicago, Illinois 60602 • Tel: 312-744-3090 • Fax: 312-744-8005



## Report Highlights –2012 Third Quarter

### 1. Letter from Executive Director & Executive Summary Report

### 2. Program Forecast Report

This report has been developed for distribution to the Board, clients and MBE/WBE Assistance Agencies as well as prospective bidders to share upcoming opportunities and milestones.

### 3. Market Conditions Report

This graphic illustrates comparative costs of like buildings, thereby tracking market trends.

### 4. Program Cost Status Report

Current program authority exceeds \$2B in project development costs. Currently, we are under budget by 8.17%, representing a variance of \$182MM under the original undertaking budget. A limited number of budget revisions have been authorized due to changes in project scope. Including these revisions, we are under budget by 8.61%, representing a variance of \$193MM under the revised undertaking budget.

### 5. Program Cost Effectiveness Report

Recognizing the need to be good stewards of the public fund, in addition to getting competitive construction bids and managing projects to approved budgets, additional areas of focus include managing change orders and indirect project costs:

#### • Construction Change Order Q3 2012 Report

The approved change order % for construction projects is 2.2%. The projected change order % for all construction contracts is 4.1%, including potential change orders and those in process. These rates are below the industry standard change order percentage for new municipal and educational construction work at 3-5%.

#### • Indirect Costs as a Percentage of Construction Costs

The PBC tracks all project costs throughout the life of a project, including all Indirect Costs, also known as “soft costs” (Planning, Environmental Testing & Consulting, Design, and Program and Project Management) and all Construction Costs, also known as “hard costs” (Demolition, Site Prep, Utility Relocation and General Construction).

The PBC’s Indirect Costs average 15.75% of Construction costs. The PBC’s Indirect Costs are particularly cost effective on large scale projects and programs, averaging 12.32% of construction costs on projects where construction is \$50M or higher. This is consistently below the industry average of 25%.

### 6. Monthly Project Status Report

This report provides an individual detailed snapshot of every PBC project.

### 7. Sustainable Development Q3 Status Report

This report provides a detailed snapshot of the PBC’s LEED certified projects and metrics.

### 8. M/WBE Commitment Report 2012 Construction Projects by Type (GC, JOC and Special Projects)

Through Q3 2012, eight contracts for General Construction (GC) projects valued at \$41,338,871.00 were awarded. Work orders on six Job Order Contract (JOC) projects valued at \$2,664,512.02 were issued. Work orders for two Special Projects valued at \$13,572,063.34 have been awarded for a total value of \$57,575,446.36

- MBE commitment in GC projects awarded through Q3 2012 was 25.01% valued at \$10,339,403
- MBE commitment in JOC projects awarded through Q3 2012 was 15.86% valued at \$422,532.00
- MBE commitment in Special Projects awarded through Q3 2012 was 17.90% valued at \$2,428,971.00
- Total MBE commitments 22.91%
- WBE commitment in GC projects awarded through Q3 2012 was 5.02% valued at \$2,075,312.00
- WBE commitment in JOC projects awarded through Q3 2012 was 21.31% valued at \$567,801.94
- WBE commitment in Special Projects awarded through Q3 2012 was 4.78% valued at \$649,360.00
- Total WBE commitments 5.72%

# Executive Summary Report

Public Building Commission of Chicago • Richard J. Daley Center • 50 West Washington, Room 200 • Chicago, Illinois 60602 • Tel: 312-744-3090 • Fax: 312-744-8005



- **M/WBE Commitment Report 2012 Professional Service Contract Awards**  
(AOR, Environmental Consultant-Category A, B, & C, Environmental Consultant-Reno & Demo, Traffic Study, Geotechnical Consultant, Commissioning Authority, Material Testing Service, Surveyor Service, Construction Signage and Comprehensive Printing Services)  
Two professional consulting services on one vertical construction project have been awarded for a value of \$5,668.00.
  - MBE commitments for these services was **11.79%**, valued at \$668.00

## 9. **M/WBE Compliance Reports**

### **M/WBE & EEO Compliance Report 2012 Construction Project Completions**

Through Q3 2012, eight construction projects were completed. A total of eleven GC contracts were awarded for these eight projects for a total contract value of \$209,758,534.54, of which \$187,097,266.62 has been paid to date.

As of Q3 2012:

- Total **MBE** participation achieved was **29.11%**, valued at \$54,468,246.00
- Total **WBE** participation achieved was **5.87%**, valued at \$10,978,362.00

### **M/WBE Compliance Report 2012 Professional Service Contract Awards**

(AOR, Environmental Consultant-Category A, B, & C, Environmental Consultant-Reno & Demo, Traffic Study, Geotechnical Consultant, Commissioning Authority, Material Testing Service, Surveyor Service, Construction Signage and Comprehensive Printing Services)

Through Q3 2012, professional consulting services the eight completed construction projects have been awarded for a value of \$20,158,281.88 of which \$16,824,534.85 has been paid to date.

- MBE participation achieved for these services was **50.56%** valued at \$8,507,181.34
- WBE participation achieved for these services was **9.15%** valued at \$1,540,068.09

## 10. **Specialty Consultant Q3 2012 Award and Commitment Report**

In the 3<sup>rd</sup> Quarter of 2012, twenty-four (24) task orders valuing \$972,004.23 were issued against the Specialty Consultant term contracts. Of that total dollar value, **49%** of the dollars were issued to MBE firms and **7%** to WBE firms. Local firms were awarded **83%** of all task orders.

# Program Forecast Report

Public Building Commission of Chicago • Richard J. Daley Center • 50 West Washington, Room 200 • Chicago, Illinois 60602 • Tel: 312-744-3090 • Fax: 312-744-8005



This report has been developed for distribution to the Board, clients and MBE/WBE Assistance Agencies as well as prospective bidders to share upcoming opportunities and milestones.

## Program Forecast (Status Date: 09/21/12)

Public Building Commission of Chicago • Richard J. Daley Center • 50 West Washington St, Room 200 • Chicago, IL 60602 • Phone: 312.744.3090 • Fax: 312.744.8005



| ProjectName   | Address                   | Phase | Ward | Bid S date | Bid F date | Construction S date | Construction F date | Facility Opening S date |
|---|---------------------------|-------|------|------------|------------|---------------------|---------------------|-------------------------|
| <b>Projects in Construction</b>                     |                           |       |      |            |            |                     |                     |                         |
| Air Force Academy Renovation                        | 3630 S. Wells St.         | C     | 11   | 10/25/2011 | 12/13/2011 | 12/28/2011          | September 2012      | Fall 2012               |
| 12th District Police Station                        | 1412 S. Blue Island Ave.  | C     | 2    | 6/14/2010  | 8/10/2010  | 9/14/2010           | Summer 2012         | Fall 2012               |
| OEMC Camera Infrastructure Program UT #3            | Multiple Locations        | C     | 0    | n/a        | n/a        | 9/16/2011           | September 2012      | n/a                     |
| OEMC Camera Infrastructure Program UT #6            | Multiple Locations        | C     | 0    | n/a        | n/a        | 5/4/2012            | September 2012      | n/a                     |
| OEMC Camera Infrastructure Program UT #2            | Multiple Locations        | C     | 0    | n/a        | n/a        | 8/25/2011           | October 2012        | n/a                     |
| Rosenblum Park Development                          | 7529 S. Constance Ave.    | C     | 8    | 2/15/2012  | 3/9/2012   | 3/30/2012           | October 2012        | Fall 2012               |
| Humboldt Park Library Addition and Renovation       | 1605 N. Troy St.          | C     | 26   | 10/19/2011 | 12/13/2011 | 12/28/2011          | October 2012        | Fall 2012               |
| Lloyd Elementary School Artificial Turf             | 2103 N. Lamon Ave.        | C     | 31   | 5/8/2012   | 6/12/2012  | 6/29/2012           | October 2012        | Fall 2012               |
| OEMC Camera Infrastructure Program UT #5            | Multiple Locations        | C     | 0    | n/a        | n/a        | 1/6/2012            | November 2012       | n/a                     |
| Douglas Park Artificial Turf                        | 1401 South Sacramento Dr. | C     | 24   | 6/4/2012   | 7/10/2012  | 7/18/2012           | November 2012       | Fall 2012               |
| Durkin Park Elementary School Linked Annex          | 8445 S. Kolin             | C     | 18   | 12/13/2011 | 2/15/2012  | 2/27/2012           | November 2012       | Winter 2012/13          |
| Onahan ES Linked Annex                              | 6634 W. Raven             | C     | 41   | 12/1/2011  | 2/15/2012  | 2/27/2012           | November 2012       | Winter 2012/13          |
| Stevenson Elementary School Linked Annex            | 8010 S. Kostner           | C     | 13   | 12/6/2011  | 2/15/2012  | 2/27/2012           | November 2012       | Winter 2012/13          |
| Henderson Elementary School Renovation              | 5650 S. Wolcott           | C     | 15   | 11/8/2011  | 12/14/2011 | 12/22/2011          | December 2012       | Winter 2012/13          |
| Peck Elementary School Renovation                   | 3826 W. 58th St.          | C     | 13   | 11/1/2011  | 12/14/2011 | 12/28/2011          | December 2012       | Winter 2012/13          |
| OEMC Camera Infrastructure Program UT #4            | Multiple Locations        | C     | 0    | n/a        | n/a        | 2/22/2012           | December 2012       | n/a                     |
| Edgewater Branch Library                            | 6000 N. Broadway          | C     | 48   | 9/30/2011  | 1/10/2012  | 1/24/2012           | April 2013          | Summer 2013             |
| Back of the Yards Area High School                  | 2111 W. 47th St.          | C     | 12   | 11/30/2010 | 2/17/2011  | 3/3/2011            | May 2013            | Fall 2013               |
| Jones College Prep Replacement High School          | 606 S. State St.          | C     | 2    | 5/25/2011  | 7/28/2011  | 6/8/2011            | July 2013           | Fall 2013               |
| OEMC Camera Infrastructure Program UT #1            | Multiple Locations        | C     | 0    | n/a        | 2/4/2011   | 2/8/2011            | March 2014          | n/a                     |
| OEMC Camera Infrastructure Program UT #7            | Multiple Locations        | C     | 0    | n/a        | n/a        | TBD                 | TBD                 | n/a                     |
| OEMC Camera Infrastructure Program UT #8            | Multiple Locations        | C     | 0    | n/a        | n/a        | TBD                 | TBD                 | n/a                     |
| OEMC Camera Infrastructure Program UT #17           | Multiple Locations        | C     | 0    | n/a        | n/a        | TBD                 | TBD                 | n/a                     |
| City Colleges of Chicago Security & Risk Assessment | Multiple Location         | C     | 0    | n/a        | n/a        | TBD                 | TBD                 | n/a                     |
| Cook County Security Camera Program UT#1            | Multiple Locations        | C     | 0    | n/a        | n/a        | TBD                 | TBD                 | n/a                     |

## Program Forecast (Status Date: 09/21/12)

Public Building Commission of Chicago • Richard J. Daley Center • 50 West Washington St, Room 200 • Chicago, IL 60602 • Phone: 312.744.3090 • Fax: 312.744.8005



| ProjectName   | Address                       | Phase | Ward | Bid S date | Bid F date | Construction S date | Construction F date | Facility Opening S date |
|---|-------------------------------|-------|------|------------|------------|---------------------|---------------------|-------------------------|
| <b>Projects in Design</b>   |                               |       |      |            |            |                     |                     |                         |
| Ramova Theater Building Stabilization   | 3518 S. Halsted St.           | D     | 11   | 7/27/2012  | 7/27/2012  | August 2012         | November 2012       | Fall 2012               |
| OEMC Camera Infrastructure Program UT #13   | Multiple Locations            | D     | 0    | n/a        | n/a        | 3rd Qtr. 2012       | 1st Qtr. 2013       | n/a                     |
| Ping Tom Park Field House   | 265 W. 18th Street            | D     | 25   | 3/16/2012  | 7/11/2012  | 3rd Qtr. 2012       | 3rd Qtr. 2013       | Fall 2013               |
| Bell Elementary School Addition   | 3730 N. Oakley Ave.           | D     | 47   | 11/1/2012  | 12/12/2012 | 4th Qtr. 2012       | 4th Qtr. 2013       | Winter 2013/14          |
| Edison Park Elementary School Linked Annex  | 6220 N. Olcott Ave.           | D     | 41   | 11/15/2012 | 1/9/2013   | 1st Qtr. 2013       | 4th Qtr. 2013       | Winter 2013/14          |
| Nathan Hale Elementary School Linked Annex  | 6140 S. Melvina               | D     | 23   | 11/15/2012 | 1/9/2013   | 1st Qtr. 2013       | 4th Qtr. 2013       | Winter 2013/14          |
| Albany Park Branch Library  | 3401 W. Foster                | D     | 39   | 4/5/2013   | 5/5/2013   | 2nd Qtr. 2013       | 2nd Qtr. 2014       | Fall 2014               |
| Gateway Harbor  | 705 E. North Water St.        | D     | 42   | 1/22/2010  | 7/24/2014  | 3rd Qtr. 2014       | 1st Qtr. 2016       | Spring 2016             |
| Cook County Security Camera Program UT#4  | Multiple Locations            | D     | 0    | n/a        | n/a        | TBD                 | TBD                 | n/a                     |
| <b>Projects in Planning</b>   |                               |       |      |            |            |                     |                     |                         |
| Chicago Vocational Career Academy (CVCA)  | 2100 E. 87th St.              | P     | 8    | TBD        | TBD        | TBD                 | TBD                 | TBD                     |
| Southeast Area Elementary School  | 105th St. & Indianapolis Ave. | P     | 10   | TBD        | TBD        | TBD                 | TBD                 | TBD                     |
| Chicago Children's Advocacy Center Addition   | 1240 S. Damen Ave.            | P     | 2    | TBD        | TBD        | TBD                 | TBD                 | TBD                     |
| Retrofit Chicago-2FM (MAGEPC)   | Multiple Locations            | P     | 0    | TBD        | TBD        | TBD                 | TBD                 | TBD                     |
| Whitney Young Branch Library  | 7901 S. King Dr.              | P     | 6    | TBD        | TBD        | TBD                 | TBD                 | TBD                     |
| Forest Preserve District of Cook County Building Needs Assessment and Preventative Maintenance Plan | Multiple Locations            | P     | 0    | TBD        | TBD        | TBD                 | TBD                 | TBD                     |
| City Colleges License Plate Recognition Camera Installation   | Multiple Locations            | P     | 0    | TBD        | TBD        | TBD                 | TBD                 | TBD                     |

The projects listed below are in Pre-Planning and not included in the list above.

- 5 PROSPECTIVE PUBLIC SCHOOL PROJECTS
- 3 PROSPECTIVE CITY COLLEGE PROJECTS
- 9 PROSPECTIVE CITY OF CHICAGO PROJECTS
- 5 PROSPECTIVE COOK COUNTY PROJECTS
- 1 PROSPECTIVE LIBRARY PROJECT

# Market Conditions Report

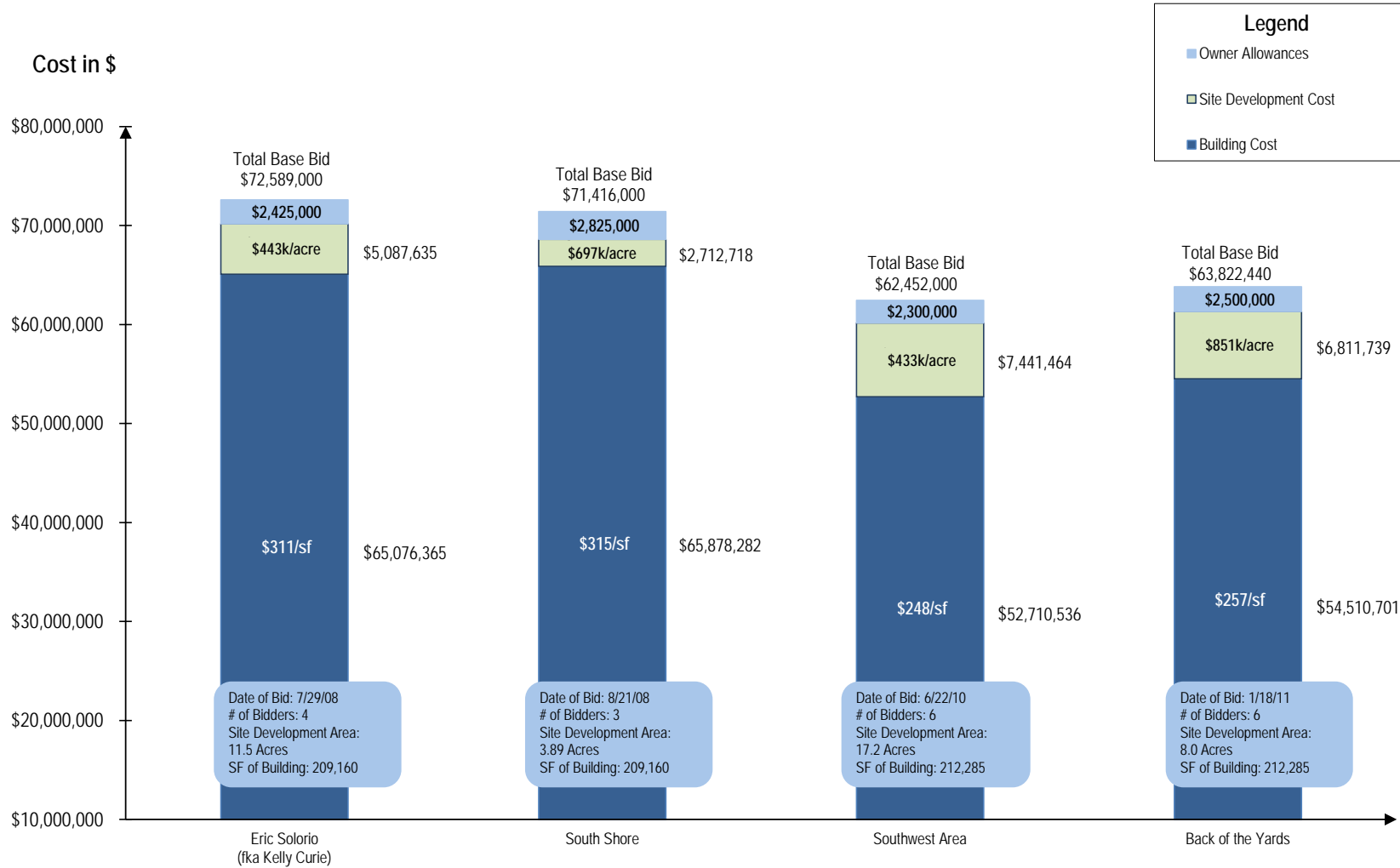


Public Building Commission of Chicago • Richard J. Daley Center • 50 West Washington, Room 200 • Chicago, Illinois 60602 • Tel: 312-744-3090 • Fax: 312-744-8005

This graphic illustrates comparative costs of like buildings, thereby tracking market trends.

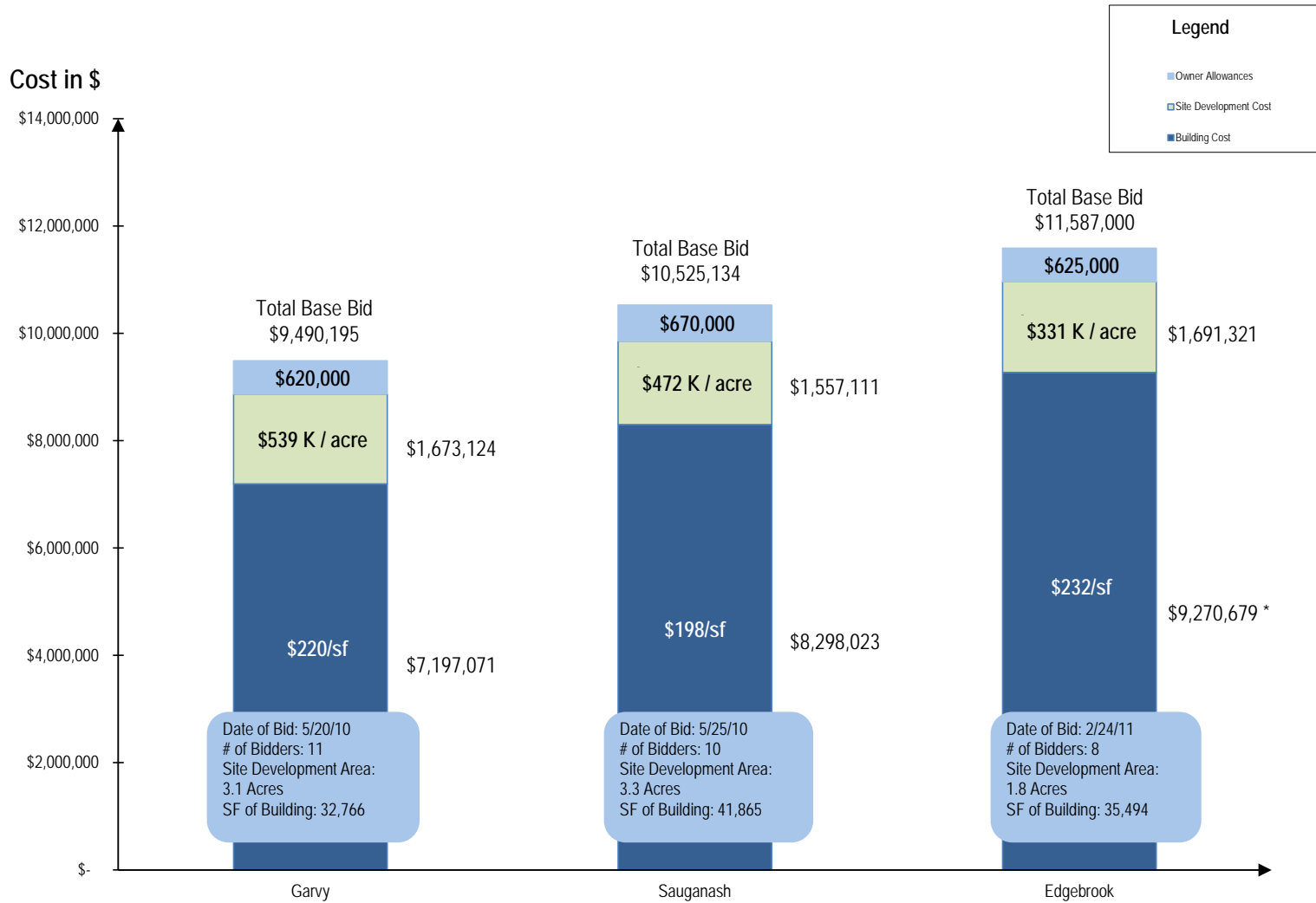
# Market Conditions Report - Prototype High Schools (Current as of 09/21/12)

Public Building Commission of Chicago • Richard J. Daley Center • 50 West Washington, Room 200 • Chicago, Illinois 60602 • Tel: 312-744-3090 • Fax: 312-744-8005



# Market Conditions Report - Elementary School Additions (Current as of 09/21/12)

Public Building Commission of Chicago • Richard J. Daley Center • 50 West Washington, Room 200 • Chicago, Illinois 60602 • Tel: 312-744-3090 • Fax: 312-744-8005

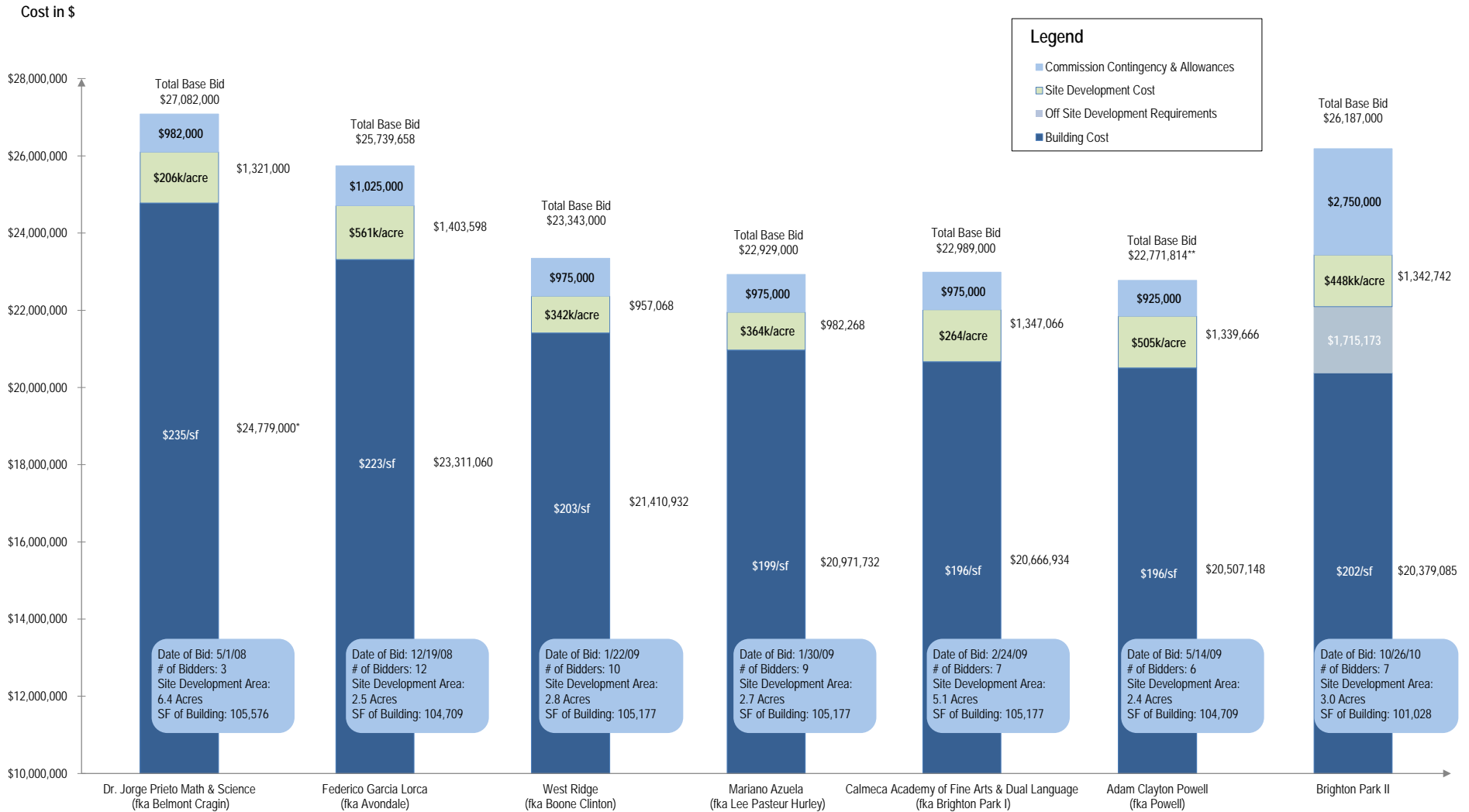


\* Includes caisson foundation system.

\*\* Additions are not prototypical, therefore they have variance in square footage.

# Market Conditions Report - Prototype Elementary Schools (Current as of 09/21/2012)

Public Building Commission of Chicago • Richard J. Daley Center • 50 West Washington, Room 200 • Chicago, Illinois 60602 • Tel: 312-744-3090 • Fax: 312-744-8005

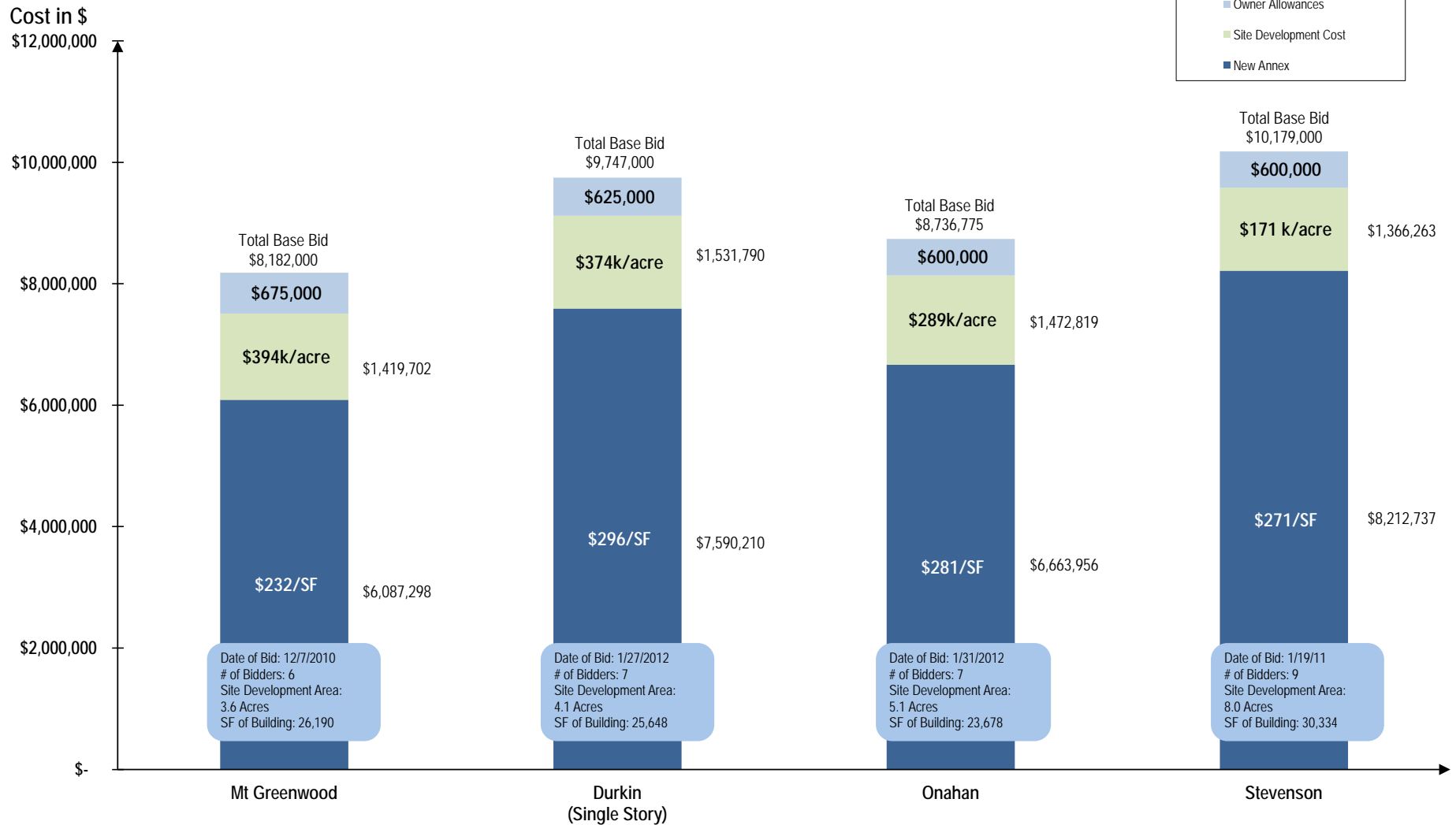
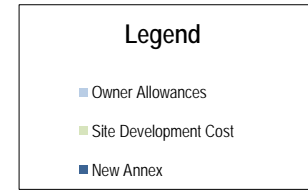


\* Includes \$118k allowance for project acceleration.

\*\* Total Base Bid of \$26,000,000 includes \$3,228,186 for site preparation and was adjusted in this report for comparison purposes to \$22,771,814 = \$26,000,000 - \$3,228,186.

# Market Conditions Report - Elementary School Linked Annex (Current as of 09/21/12)

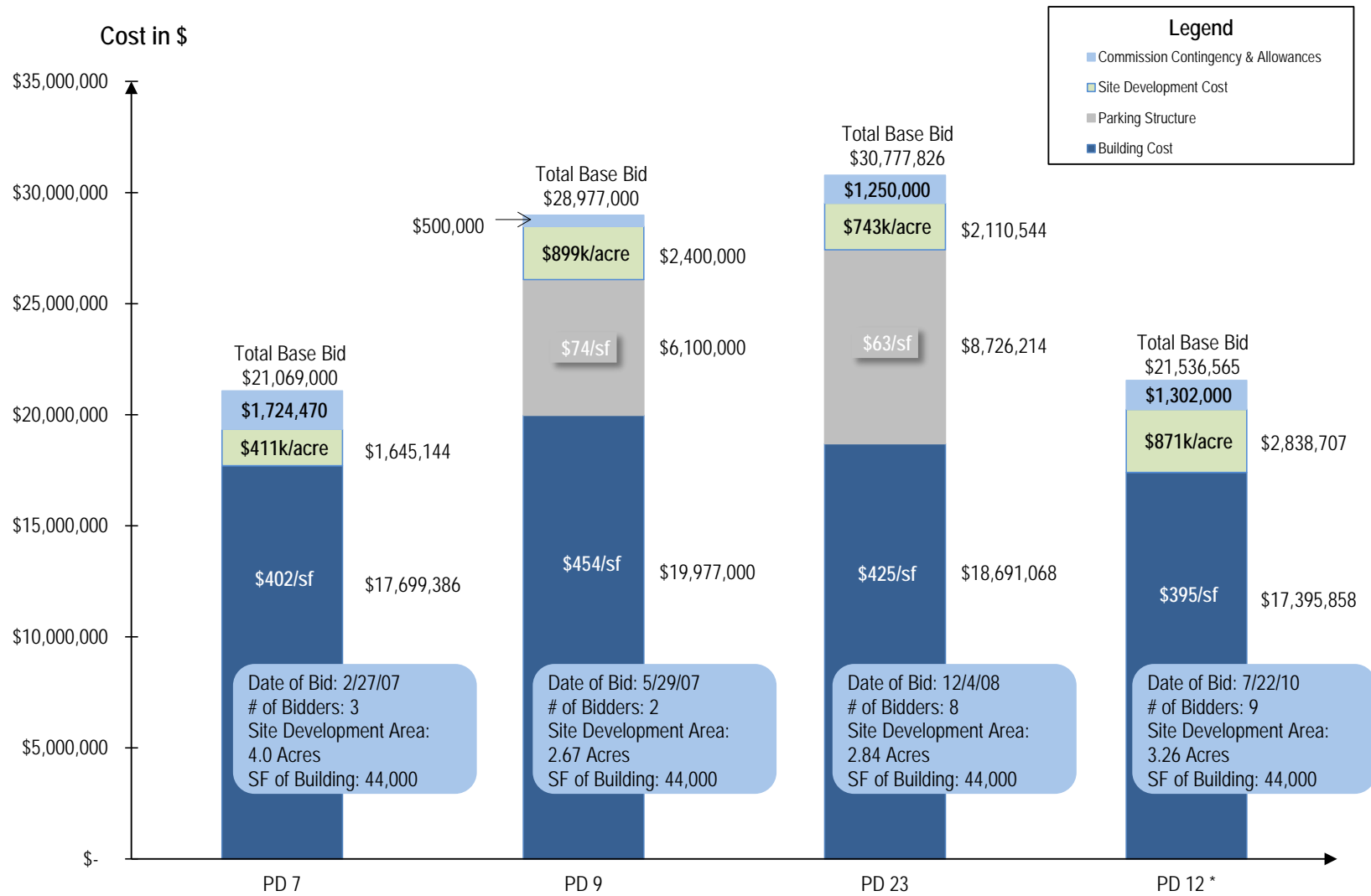
Public Building Commission of Chicago • Richard J. Daley Center • 50 West Washington, Room 200 • Chicago, Illinois 60602 • Tel: 312-744-3090 • Fax: 312-744-8005



\* Caisson work is included in the Mt. Greenwood Site Development cost.

# Market Conditions Report -Prototype Police Stations (Current as of 09/21/12)

Public Building Commission of Chicago • Richard J. Daley Center • 50 West Washington, Room 200 • Chicago, Illinois 60602 • Tel: 312-744-3090 • Fax:312-744-8005

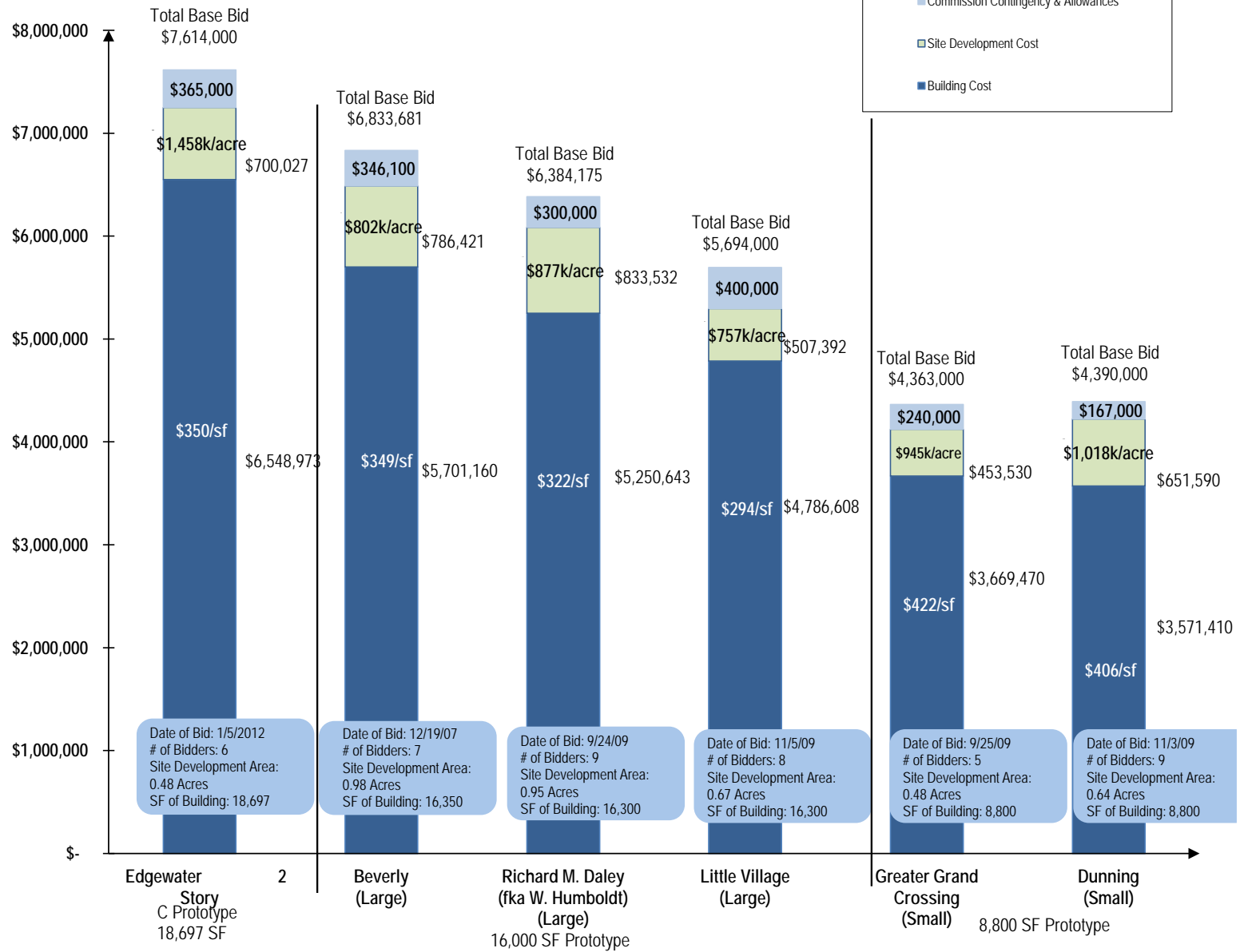


\* Includes geothermal and rainwater harvesting and communication tower technology.

# Market Conditions Report - Prototype Libraries (Current as of 09/21/12)

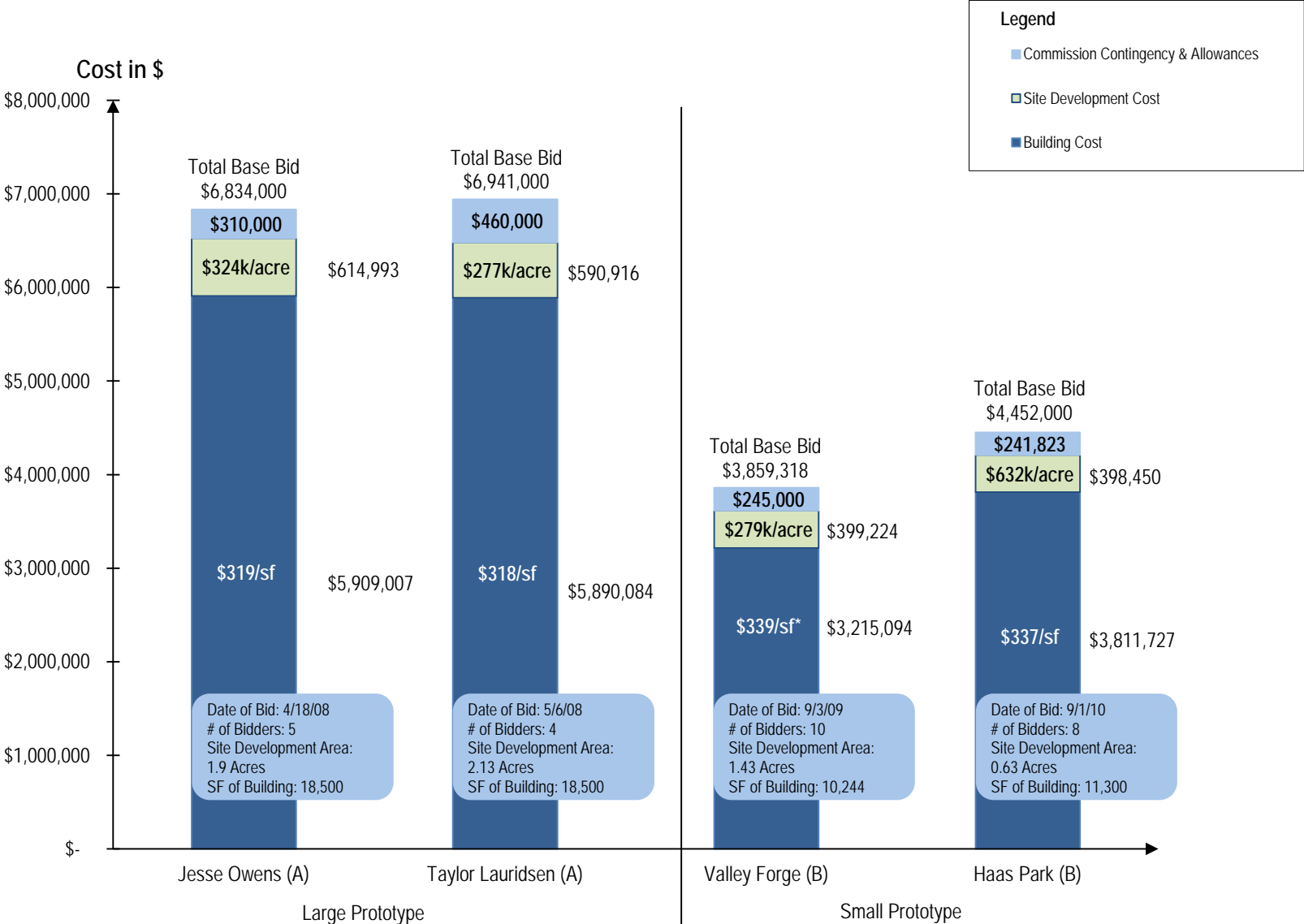


Cost in \$



# Market Conditions Report - Prototype Fieldhouses (Current as of 09/21/12)

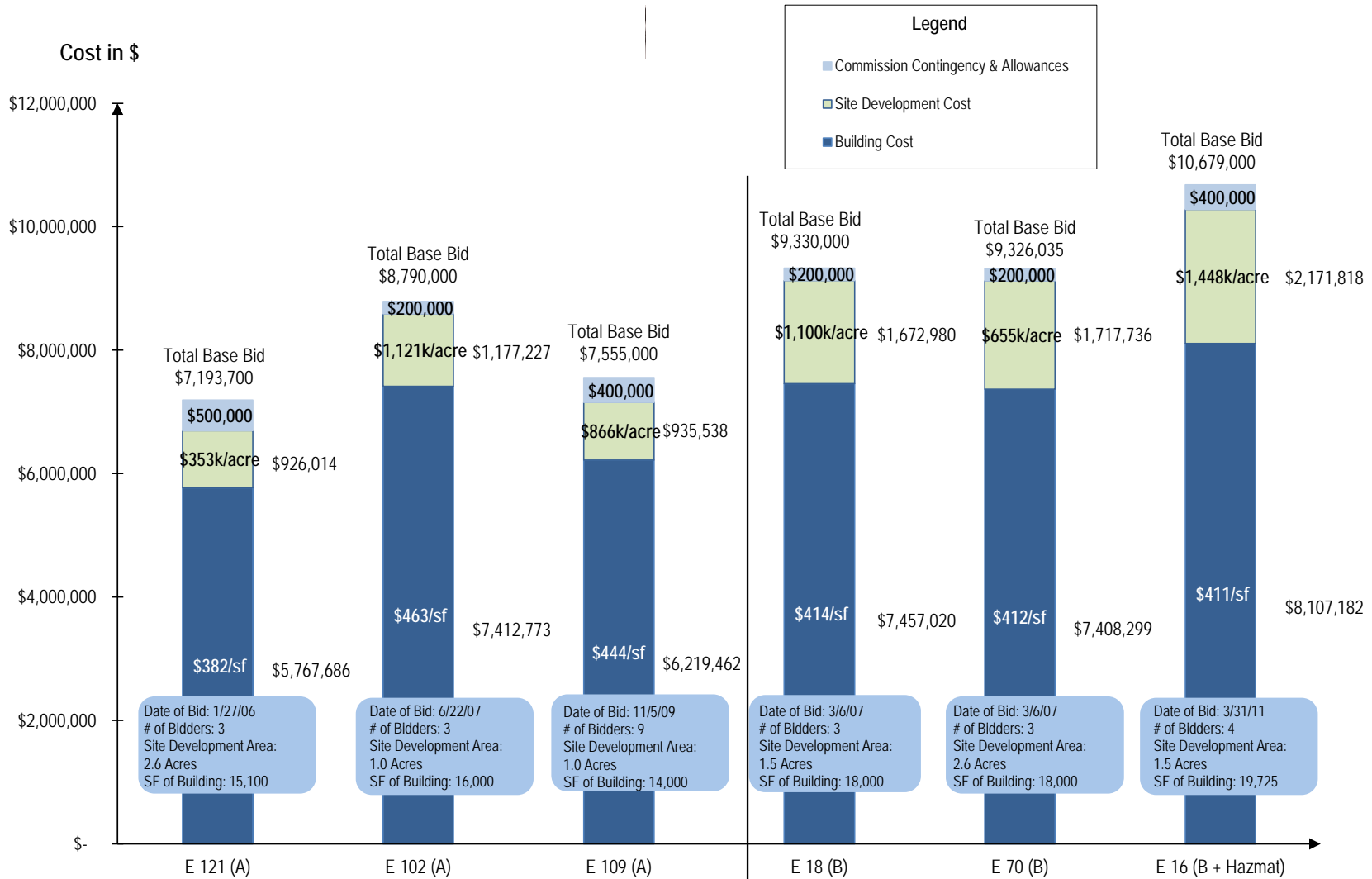
Public Building Commission of Chicago • Richard J. Daley Center • 50 West Washington, Room 200 • Chicago, Illinois 60602 • Tel: 312-744-3090 • Fax: 312-744-8005



\* Includes change order of \$25/sf for geothermal and rain harvesting systems.

# Market Conditions Report - Prototype Fire Houses (Current as of 09/21/12)

Public Building Commission of Chicago • Richard J. Daley Center • 50 West Washington, Room 200 • Chicago, Illinois 60602 • Tel: 312-744-3090 • Fax: 312-744-8005



## Program Cost Status Report

Public Building Commission of Chicago • Richard J. Daley Center • 50 West Washington, Room 200 • Chicago, Illinois 60602 • Tel: 312-744-3090 • Fax: 312-744-8005



Current program authority exceeds \$2B in project development costs. Currently, we are under budget by 8.17%, representing a variance of \$182MM under the original undertaking budget. A limited number of budget revisions have been authorized due to changes in project scope. Including these revisions, we are under budget by 8.61%, representing a variance of \$193MM under the revised undertaking budget.



LAST REVISED: 9/21/2012

## PBC - PROGRAM COST STATUS REPORT (Without User Agency)

| USER AGENCY PROGRAM             | PBC Original Undertaking Budget<br>(1) | Revised Budget<br>(2) | Current Projection 9/21/2012<br>(3) | Variance Current Projection to Undertaking Budget<br>(4) = 1 - 3 |              | Variance Current Projection to Current Budget<br>(5) = 2 - 3 |              | Comments  |
|---------------------------------|--|-----------------------|-------------------------------------|--|--------------|--|--------------|---|
| Chicago Public Schools          | 1,421,583,693                          | 1,427,901,535         | 1,275,765,040                       | 145,818,653  | 10.26%       | 152,136,495  | 10.65%       | Subtotal PBC Projects with Signed Undertaking Budgets |
| Campus Parks                    | 16,606,571                             | 16,593,438            | 15,126,236                          | 1,480,335  | 8.91%        | 1,467,202  | 8.84%        |   |
| Other City of Chicago           | 95,298,371                             | 97,167,613            | 95,825,380                          | (527,009)  | -0.55%       | 1,342,233  | 1.38%        |   |
| Fire Department                 | 104,867,830                            | 105,367,830           | 99,361,506                          | 5,506,324  | 5.25%        | 6,006,324  | 5.70%        |   |
| Public Libraries                | 91,598,883                             | 91,598,883            | 85,936,570                          | 5,662,314  | 6.18%        | 5,662,314  | 6.18%        |   |
| Police Stations                 | 175,329,061                            | 175,048,220           | 161,393,935                         | 13,935,126   | 7.95%        | 13,654,285   | 7.80%        |   |
| Senior Centers                  | 7,968,500                              | 7,968,500             | 6,698,658                           | 1,269,842  | 15.94%       | 1,269,842  | 15.94%       |   |
| Park District                   | 233,948,353                            | 236,594,997           | 224,689,172                         | 9,259,181  | 3.96%        | 11,905,825   | 5.03%        |   |
| Integrated Surveillance Program | 85,919,325                             | 89,469,325            | 80,110,262                          | 5,809,064  | 6.76%        | 9,359,064  | 10.46%       |   |
| <b>Total</b>                    | <b>2,233,120,588</b>                   | <b>2,247,710,342</b>  | <b>2,044,906,758</b>                | <b>182,404,766</b>   | <b>8.17%</b> | <b>193,444,520</b>   | <b>8.61%</b> |   |

This report does not include PBC projects which are pending undertaking

# Program Cost Effectiveness Report

Public Building Commission of Chicago • Richard J. Daley Center • 50 West Washington, Room 200 • Chicago, Illinois 60602 • Tel: 312-744-3090 • Fax: 312-744-8005



Recognizing the need to be good stewards of the public fund, in addition to getting competitive construction bids and managing projects to approved budgets, additional areas of focus include managing change orders and indirect project costs:

- **Construction Change Order Q3 2012 Report**

The approved change order % for construction projects is 2.2%. The projected change order % for all construction contracts is 4.1%, including potential change orders and those in process. These rates are **below the industry standard change order percentage** for new municipal and educational construction work at 3-5%.

- **Indirect Costs as a Percentage of Construction Costs**

The PBC tracks all project costs throughout the life of a project, including all Indirect Costs, also known as “soft costs” (Planning, Environmental Testing & Consulting, Design, and Program and Project Management) and all Construction Costs, also known as “hard costs” (Demolition, Site Prep, Utility Relocation and General Construction).

The PBC’s Indirect Costs average 15.75% of Construction costs. The PBC’s Indirect Costs are particularly cost effective on large scale projects and programs, averaging 12.32% of construction costs on projects where construction is \$50M or higher. **This is consistently below the industry average of 25%.**

**Cost Effectiveness (Construction Change Order %), Q3- 2012**  
 January 1, 2011 Through Current (9/21/2012)

Public Building Commission of Chicago • Richard J. Daley Center • 50 West Washington, Room 200 • Chicago, Illinois 60602 • Tel: 312-744-3090 • Fax:312-744-8005



**General Construction**

| Project  | Original Contract Award Including Contingency | Original Base Contract Amount | Approved Changes       | Revised Construction Total | Approved Change % from Original | Projected Changes      | Total Approved and Projected Changes | Projected Change % from Original |
|--|---|-------------------------------|------------------------|----------------------------|---------------------------------|------------------------|--------------------------------------|----------------------------------|
| <b>Chicago Public Schools New Construction</b> |   |                               |                        |                            |                                 |                        |                                      |                                  |
| Garvy ES Addition                              | \$ 9,490,195.00                               | \$ 9,190,195.00               | \$ 658,504.66          | \$ 9,848,699.66            | 7.2%                            | \$ -                   | \$ 658,504.66                        | 7.2%                             |
| Gwendolyn Brooks HS Addition                   | \$ 34,855,000.00                              | \$ 33,955,000.00              | \$ 801,928.52          | \$ 34,756,928.52           | 2.4%                            | \$ 551,382.72          | \$ 1,353,311.24                      | 4.0%                             |
| Mt. Greenwood ES Linked Annex                  | \$ 7,955,000.00                               | \$ 7,605,000.00               | \$ 304,039.58          | \$ 7,909,039.58            | 4.0%                            | \$ 28,644.38           | \$ 332,683.96                        | 4.4%                             |
| Sauganash ES Addition                          | \$ 10,525,134.00                              | \$ 10,175,134.00              | \$ 323,473.38          | \$ 10,498,607.38           | 3.2%                            | \$ -                   | \$ 323,473.38                        | 3.2%                             |
| Brighton Park II Area ES                       | \$ 26,187,000.00                              | \$ 24,687,000.00              | \$ 690,747.00          | \$ 25,377,747.00           | 2.8%                            | \$ 830,606.00          | \$ 1,521,353.00                      | 6.2%                             |
| Edgebrook ES Addition                          | \$ 11,587,000.00                              | \$ 11,287,000.00              | \$ 553,505.02          | \$ 11,840,505.02           | 4.9%                            | \$ 11,747.51           | \$ 565,252.53                        | 5.0%                             |
| Rosenblum Park HS Redevelopment                | \$ 3,183,000.00                               | \$ 3,083,000.00               | \$ 175,473.00          | \$ 3,258,473.00            | 5.7%                            | \$ 44,481.00           | \$ 219,954.00                        | 7.1%                             |
| South Shore HS - Demolition & Abatement        | \$ 2,344,504.00                               | \$ 2,244,504.00               | \$ (117,552.00)        | \$ 2,126,952.00            | -5.2%                           | \$ 81,625.00           | \$ (35,927.00)                       | -1.6%                            |
| Southwest Area HS                              | \$ 62,452,000.00                              | \$ 60,952,000.00              | \$ 527,364.44          | \$ 61,479,364.44           | 0.9%                            | \$ 1,472,270.29        | \$ 1,999,634.73                      | 3.3%                             |
| Back of the Yards HS                           | \$ 63,822,440.00                              | \$ 62,322,440.00              | \$ 83,524.00           | \$ 62,405,964.00           | 0.1%                            | \$ 949,571.00          | \$ 1,033,095.00                      | 1.7%                             |
| Dominguez Artificial Turf                      | \$ 947,516.00                                 | \$ 912,516.00                 | \$ -                   | \$ 912,516.00              | 0.0%                            | \$ 15,514.30           | \$ 15,514.30                         | 1.7%                             |
| Lloyd Artificial Turf                          | \$ 529,930.00                                 | \$ 504,930.00                 | \$ -                   | \$ 504,930.00              | 0.0%                            | \$ 28,680.84           | \$ 28,680.84                         | 5.7%                             |
| Durkin Park Linked Annex                       | \$ 9,747,000.00                               | \$ 9,447,000.00               | \$ (30,570.10)         | \$ 9,416,429.90            | -0.3%                           | \$ 191,524.55          | \$ 160,954.45                        | 1.7%                             |
| Jones College Prep Replacement HS              | \$ 90,980,000.00                              | \$ 88,980,000.00              | \$ (9,725.00)          | \$ 88,970,275.00           | 0.0%                            | \$ 1,572,403.00        | \$ 1,562,678.00                      | 1.8%                             |
| Onahan Linked Annex                            | \$ 8,736,775.00                               | \$ 8,436,775.00               | \$ (4,585.40)          | \$ 8,432,189.60            | -0.1%                           | \$ 170,552.00          | \$ 165,966.60                        | 2.0%                             |
| Stevenson Linked Annex                         | \$ 10,179,000.00                              | \$ 9,879,000.00               | \$ 217,158.00          | \$ 10,096,158.00           | 2.2%                            | \$ 744,705.00          | \$ 961,863.00                        | 9.7%                             |
| <b>Subtotal</b>                                | <b>\$ 353,521,494.00</b>                      | <b>\$ 343,661,494.00</b>      | <b>\$ 4,173,285.10</b> | <b>\$ 347,834,779.10</b>   | <b>1.2%</b>                     | <b>\$ 6,693,707.59</b> | <b>\$ 10,866,992.69</b>              | <b>3.2%</b>                      |

**Chicago Public Schools Renovation**

|                               |                         |                         |                      |                         |             |                        |                        |             |
|-------------------------------|-------------------------|-------------------------|----------------------|-------------------------|-------------|------------------------|------------------------|-------------|
| Collins HS Renovation         | \$ 4,606,597.00         | \$ 4,106,597.00         | \$ 414,052.64        | \$ 4,520,649.64         | 10.1%       | \$ 544,671.24          | \$ 958,723.88          | 23.3%       |
| Air Force Academy - Phase II  | \$ 1,542,000.00         | \$ 1,392,000.00         | \$ 80,748.00         | \$ 1,472,748.00         | 5.8%        | \$ -                   | \$ 80,748.00           | 5.8%        |
| Air Force Academy - Phase III | \$ 5,984,135.00         | \$ 5,534,135.00         | \$ 66,998.00         | \$ 5,601,133.00         | 1.2%        | \$ 11,721.00           | \$ 78,719.00           | 1.4%        |
| Henderson ES Renovation       | \$ 8,247,000.00         | \$ 7,647,000.00         | \$ 4,268.83          | \$ 7,651,268.83         | 0.1%        | \$ 1,014,533.42        | \$ 1,018,802.25        | 13.3%       |
| Peck ES Renovation            | \$ 10,388,000.00        | \$ 9,638,000.00         | \$ 56,760.66         | \$ 9,694,760.66         | 0.6%        | \$ 30,640.53           | \$ 87,401.19           | 0.9%        |
| <b>Subtotal</b>               | <b>\$ 30,767,732.00</b> | <b>\$ 28,317,732.00</b> | <b>\$ 622,828.13</b> | <b>\$ 28,940,560.13</b> | <b>2.2%</b> | <b>\$ 1,601,566.19</b> | <b>\$ 2,224,394.32</b> | <b>7.9%</b> |

**Fire Department**

|                    |                         |                         |                        |                         |             |                      |                        |             |
|--------------------|-------------------------|-------------------------|------------------------|-------------------------|-------------|----------------------|------------------------|-------------|
| Engine Company 109 | \$ 7,555,000.00         | \$ 7,355,000.00         | \$ 635,303.12          | \$ 7,990,303.12         | 8.6%        | \$ -                 | \$ 635,303.12          | 8.6%        |
| Engine Company 16  | \$ 10,679,000.00        | \$ 10,379,000.00        | \$ 587,905.18          | \$ 10,966,905.18        | 5.7%        | \$ 424,676.00        | \$ 1,012,581.18        | 9.8%        |
| <b>Subtotal</b>    | <b>\$ 18,234,000.00</b> | <b>\$ 17,734,000.00</b> | <b>\$ 1,223,208.30</b> | <b>\$ 18,957,208.30</b> | <b>6.9%</b> | <b>\$ 424,676.00</b> | <b>\$ 1,647,884.30</b> | <b>9.3%</b> |

**Public Libraries**

|   |                         |                         |                        |                         |             |                      |                        |             |
|---|-------------------------|-------------------------|------------------------|-------------------------|-------------|----------------------|------------------------|-------------|
| Grand Crossing Branch Library               | \$ 4,383,000.00         | \$ 4,243,000.00         | \$ 214,613.00          | \$ 4,457,613.00         | 5.1%        | \$ -                 | \$ 214,613.00          | 5.1%        |
| Dunning Branch Library                      | \$ 4,390,000.00         | \$ 4,273,000.00         | \$ 105,098.50          | \$ 4,378,098.50         | 2.5%        | \$ -                 | \$ 105,098.50          | 2.5%        |
| Richard M. Daley Branch Library (WHPBL)     | \$ 6,384,175.00         | \$ 6,234,175.00         | \$ 348,722.60          | \$ 6,582,897.60         | 5.6%        | \$ -                 | \$ 348,722.60          | 5.6%        |
| Little Village Branch Library               | \$ 5,694,000.00         | \$ 5,494,000.00         | \$ 474,349.07          | \$ 5,968,349.07         | 8.6%        | \$ -                 | \$ 474,349.07          | 8.6%        |
| Humboldt Park Library Renovation & Addition | \$ 2,283,650.00         | \$ 2,163,650.00         | \$ 403,636.16          | \$ 2,567,286.16         | 18.7%       | \$ 129,662.70        | \$ 533,298.86          | 24.6%       |
| Edgewater Branch Library                    | \$ 7,614,000.00         | \$ 7,449,000.00         | \$ 108,990.26          | \$ 7,557,990.26         | 1.5%        | \$ 110,221.80        | \$ 219,212.06          | 2.9%        |
| <b>Subtotal</b>                             | <b>\$ 30,748,825.00</b> | <b>\$ 29,856,825.00</b> | <b>\$ 1,655,409.59</b> | <b>\$ 31,512,234.59</b> | <b>5.5%</b> | <b>\$ 239,884.50</b> | <b>\$ 1,895,294.09</b> | <b>6.3%</b> |

**Police Stations**

|  |                         |                         |                      |                         |             |                       |                      |             |
|--|-------------------------|-------------------------|----------------------|-------------------------|-------------|-----------------------|----------------------|-------------|
| 12th District Police Station Blue Island | \$ 21,536,564.78        | \$ 20,843,564.78        | \$ 334,163.62        | \$ 21,177,728.40        | 1.6%        | \$ (59,734.16)        | \$ 274,429.46        | 1.3%        |
| <b>Subtotal</b>                          | <b>\$ 21,536,564.78</b> | <b>\$ 20,843,564.78</b> | <b>\$ 334,163.62</b> | <b>\$ 21,177,728.40</b> | <b>1.6%</b> | <b>\$ (59,734.16)</b> | <b>\$ 274,429.46</b> | <b>1.3%</b> |

**Cost Effectiveness (*Construction Change Order %*), Q3- 2012**  
 January 1, 2011 Through Current (9/21/2012)



Public Building Commission of Chicago • Richard J. Daley Center • 50 West Washington, Room 200 • Chicago, Illinois 60602 • Tel: 312-744-3090 • Fax: 312-744-8005

**General Construction**

| Project                           | Original Contract Award Including Contingency | Original Base Contract Amount | Approved Changes | Revised Construction Total | Approved Change % from Original | Projected Changes | Total Approved and Projected Changes | Projected Change % from Original |
|-----------------------------------|---|-------------------------------|------------------|----------------------------|---------------------------------|-------------------|--------------------------------------|----------------------------------|
| <b>Other City of Chicago</b>      |   |                               |                  |                            |                                 |                   |                                      |                                  |
| Michael Reese Hospital Demolition | \$ 11,574,900.00                              | \$ 11,537,700.00              | \$ 3,086,296.00  | \$ 14,623,996.00           | 26.7%                           | \$ -              | \$ 3,086,296.00                      | 26.7%                            |
| <b>Subtotal</b>                   | \$ 11,574,900.00                              | \$ 11,537,700.00              | \$ 3,086,296.00  | \$ 14,623,996.00           | 26.7%                           | \$ -              | \$ 3,086,296.00                      | 26.7%                            |

**Park District**

|                                      |                  |                  |                 |                  |       |                 |                 |      |
|--------------------------------------|------------------|------------------|-----------------|------------------|-------|-----------------|-----------------|------|
| Haas Field House                     | \$ 4,452,000.00  | \$ 4,335,177.00  | \$ 253,816.97   | \$ 4,588,993.97  | 5.9%  | \$ -            | \$ 253,816.97   | 5.9% |
| 31st Street Harbor - Coastal         | \$ 30,316,650.00 | \$ 30,316,650.00 | \$ (84,991.00)  | \$ 30,231,659.00 | -0.3% | \$ 811,799.00   | \$ 726,808.00   | 2.4% |
| 31st Street Harbor - Laneside/Marina | \$ 54,222,265.00 | \$ 52,222,265.00 | \$ 1,412,091.00 | \$ 53,634,356.00 | 2.7%  | \$ 1,245,703.00 | \$ 2,657,794.00 | 5.1% |
| Douglas Park Artificial Turf         | \$ 1,401,650.00  | \$ 1,358,650.00  | \$ -            | \$ 1,358,650.00  | 0.0%  | \$ -            | \$ -            | 0.0% |
| <b>Subtotal</b>                      | \$ 90,392,565.00 | \$ 88,232,742.00 | \$ 1,580,916.97 | \$ 89,813,658.97 | 1.8%  | \$ 2,057,502.00 | \$ 3,638,418.97 | 4.1% |

|  |                   |                   |                  |                   |      |                  |                  |      |
|--|-------------------|-------------------|------------------|-------------------|------|------------------|------------------|------|
| <b>Subtotal - General Construction</b> | \$ 556,776,080.78 | \$ 540,184,057.78 | \$ 12,676,107.71 | \$ 552,860,165.49 | 2.3% | \$ 10,957,602.12 | \$ 23,633,709.83 | 4.4% |
|--|-------------------|-------------------|------------------|-------------------|------|------------------|------------------|------|

**CM at Risk**

**Chicago Public Schools**

|                         |                  |                  |               |                  |      |      |               |      |
|-------------------------|------------------|------------------|---------------|------------------|------|------|---------------|------|
| Ogden Elementary School | \$ 44,788,221.00 | \$ 43,428,221.00 | \$ 208,048.00 | \$ 43,636,269.00 | 0.5% | \$ - | \$ 208,048.00 | 0.5% |
| <b>Subtotal</b>         | \$ 44,788,221.00 | \$ 43,428,221.00 | \$ 208,048.00 | \$ 43,636,269.00 | 0.5% | \$ - | \$ 208,048.00 | 0.5% |

|                              |                  |                  |               |                  |      |      |               |      |
|------------------------------|------------------|------------------|---------------|------------------|------|------|---------------|------|
| <b>Subtotal - CM at Risk</b> | \$ 44,788,221.00 | \$ 43,428,221.00 | \$ 208,048.00 | \$ 43,636,269.00 | 0.5% | \$ - | \$ 208,048.00 | 0.5% |
|------------------------------|------------------|------------------|---------------|------------------|------|------|---------------|------|

|              |                   |                   |                  |                   |      |                  |                  |      |
|--------------|-------------------|-------------------|------------------|-------------------|------|------------------|------------------|------|
| <b>Total</b> | \$ 601,564,301.78 | \$ 583,612,278.78 | \$ 12,884,155.71 | \$ 596,496,434.49 | 2.2% | \$ 10,957,602.12 | \$ 23,841,757.83 | 4.1% |
|--------------|-------------------|-------------------|------------------|-------------------|------|------------------|------------------|------|

Data Source:

Budget Control System (Primavera Contract Management) as of the 9/21/2012 Data Date

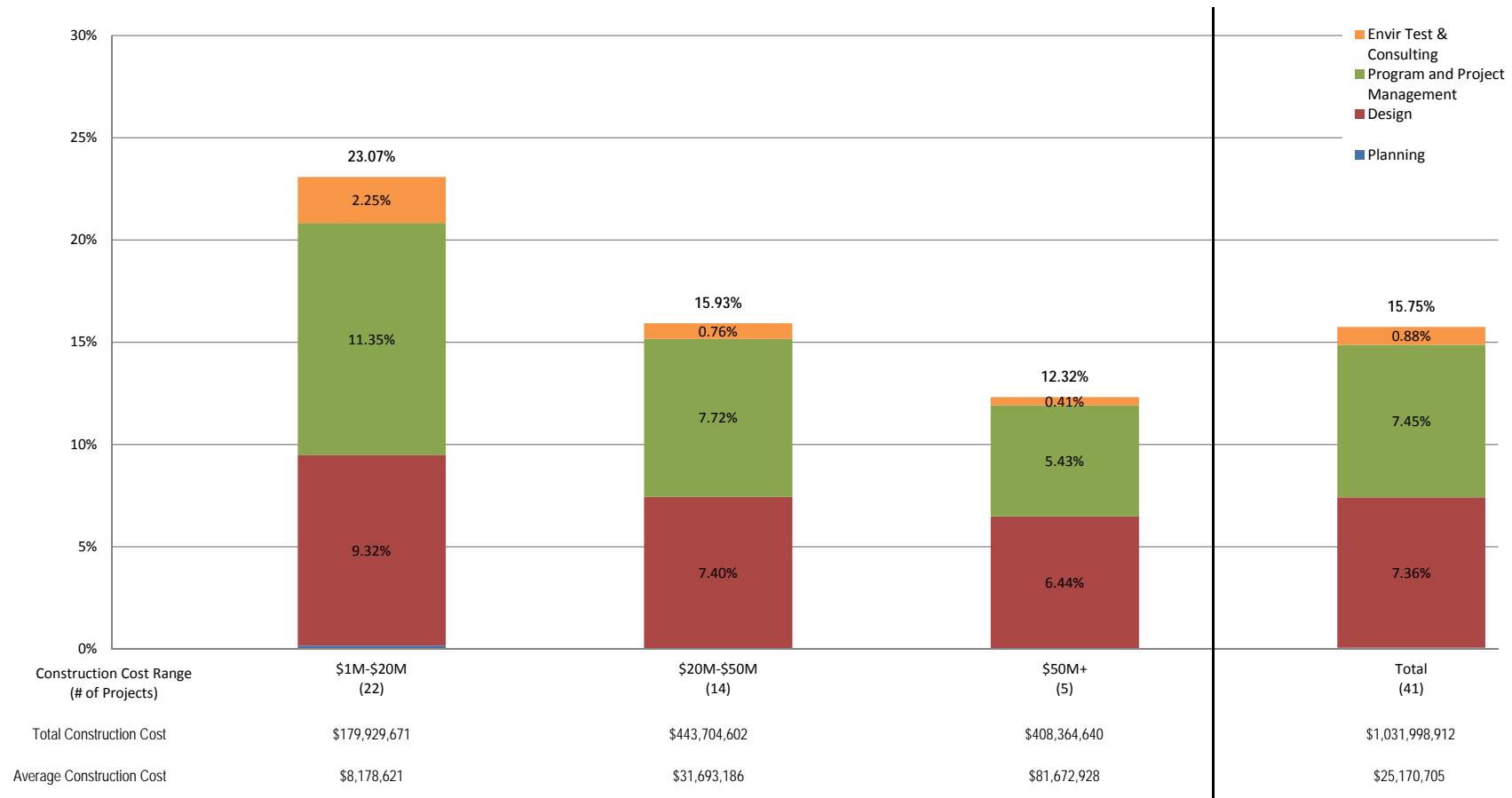
Note:

- 1.) Report includes projects substantially complete as of January 2011 to September 21, 2012 as well as any projects currently under construction
- 2.) Report does not include JOC and Technology projects

## Cost Effectiveness (By Construction Cost Range) : Indirect Costs as a Percentage of Construction Costs



Public Building Commission of Chicago · Richard J. Daley Center · 50 West Washington, Room 200 · Chicago, Illinois 60602 · Tel: 312-744-3090 · Fax: 312-744-8005



Data Set Criteria: Projects implemented utilizing a Program Management Organization (PMO)  
PBC managed the design  
Total construction value is greater than \$1,000,000  
Substantial completion achieved prior to the 9/21/2012 data date

Data Source: Budget Control System (Primavera Contract Management) EAC as of the 9/21/2012 data date  
Note: Indirect Costs = Planning (1.01-1.07), Envir. Test & Consulting (3.01, 3.03, 3.07), Design (4.01-4.11, 4.13), Program and Project Management (5.01-5.10) including PBC Adminis  
Construction Costs = Demolition (2.09), Utility Relocation (2.11), Site Prep. (3.06), and General Construction (6.01 - 6.10)

**PBC Project Development:  
Indirect Costs Project List (Current as of 09/21/2012)**

Public Building Commission of Chicago · Richard J. Daley Center · 50 West Washington, Room 200 · Chicago, Illinois 60602 · Tel: 312-744-3090 · Fax: 312-744-8005



**\$50M+ Construction Cost Projects**

- 1 Westinghouse Replacement High School
- 2 South Shore High School
- 3 Kelly Curie Gage Park High School (Solario Academy)
- 4 31st Street Harbor
- 5 Southwest Area High School (Goode STEM Academy)

**\$20-50M Construction Cost Projects**

- 1 Ogden International School of Chicago
- 2 Gwendolyn Brooks HS Additions (Southside Area HS)
- 3 Langston Hughes/Davis Developmental Replacement ES
- 4 Southwest Area Middle School (Hernandez Middle School)
- 5 Belmont Cragin Elementary School (Prieto Math & Science Academy)
- 6 23rd District Police Station
- 7 9th District Police Station
- 8 Brighton Park II Area Elementary School (Shields Middle School)
- 9 Brighton Park I Area Elementary School (Calmeca Academy)
- 10 Mark T. Skinner Replacement School
- 11 Boone Clinton Area Elementary School (West Ridge ES)
- 12 Lee/Pasteur/Hurley Area Elementary School (Azuela ES)
- 13 Avondale Irving Park Area Elementary School (Lorca ES)
- 14 Powell Paideia Academy

**\$1-20M Construction Cost Projects**

- 1 Vehicle Maintenance Facility
- 2 Sauganash Elementary School Addition
- 3 Garvy Elementary School Addition
- 4 Engine Company 109
- 5 Wellington ES Renovation (Marvin Camras ES)
- 6 Taylor-Lauridsen Field House and Park
- 7 Mt. Greenwood ES Linked Annex
- 8 Marshall School Campus Park
- 9 Richard M. Daley Branch Library (West Humboldt Branch Library)
- 10 Jesse Owens Field House and Park
- 11 Little Village / Marshall Square Branch Library
- 12 Greater Grand Crossing Branch Library
- 13 Collins High School Renovation
- 14 Haas Field House
- 15 Dunning Branch Library
- 16 Valley Forge Field House
- 17 Norwood Park Senior Center
- 18 Bontemps School Campus Park
- 19 Engine Company 16
- 20 Michael Reese Hospital Demolition
- 21 Edgebrook Elementary School Addition
- 22 Dominguez Elementary School Turf

# Monthly Project Status Report



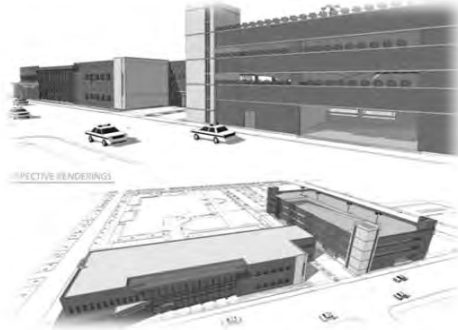

Public Building Commission of Chicago • Richard J. Daley Center • 50 West Washington, Room 200 • Chicago, Illinois 60602 • Tel: 312-744-3090 • Fax: 312-744-8005

This report provides an individual detailed snapshot of every PBC project.



# Public Building Commission of Chicago

## Monthly Project Status Report: September 21, 2012



This page is intentionally left blank



## Individual Project Listings

### Chicago Public Schools

|       |  |    |
|-------|--|----|
| 05803 | Air Force Academy Renovation - Phase III   | 5  |
| 05150 | Back of the Yards Area High School         | 6  |
| 05530 | Bell Elementary School Addition            | 7  |
| 05100 | Brighton Park II Area Elementary School    | 8  |
| 05620 | Chicago Vocational Career Academy (CVCA)   | 9  |
| 05570 | CPS HS Security Camera Program UT1         | 10 |
| 05610 | Dominguez Elementary School Turf           | 11 |
| 05540 | Durkin Park Elementary School Linked Annex | 12 |
| 05350 | Edgebrook Elementary School Addition       | 13 |
| 05650 | Edison Park Elementary School Annex        | 14 |
| 05813 | Henderson Elementary School Renovation     | 15 |
| 05265 | Jones College Prep Replacement High School | 16 |
| 05600 | Lloyd Elementary School Artificial Turf    | 17 |
| 05640 | Nathan Hale Elementary School Linked Annex | 18 |
| 05550 | Onahan Elementary School Linked Annex      | 19 |
| 05814 | Peck Elementary School Renovation          | 20 |
| 05410 | Rosenblum Park Development                 | 21 |
| 05310 | Southeast Area Elementary School           | 22 |
| 05140 | Southwest Area High School                 | 23 |
| 05560 | Stevenson Elementary School Linked Annex   | 24 |

### City of Chicago

|       |   |    |
|-------|---|----|
| 04011 | Chicago Children's Advocacy Center Addition | 25 |
| 04100 | Michael Reese Hospital Demolition           | 26 |
| 04240 | OEMC Camera Infrastructure Program UT #01   | 27 |
| 04330 | OEMC Camera Infrastructure Program UT #02   | 28 |
| 04390 | OEMC Camera Infrastructure Program UT #03   | 29 |
| 04430 | OEMC Camera Infrastructure Program UT #04   | 30 |
| 04450 | OEMC Camera Infrastructure Program UT #05   | 31 |
| 04460 | OEMC Camera Infrastructure Program UT #06   | 32 |
| 04470 | OEMC Camera Infrastructure Program UT #07   | 33 |
| 04480 | OEMC Camera Infrastructure Program UT #08   | 34 |
| 04510 | OEMC Camera Infrastructure Program UT #11   | 35 |
| 04530 | OEMC Camera Infrastructure Program UT #13   | 36 |
| 04570 | OEMC Camera Infrastructure Program UT #17   | 37 |

|  |   |    |
|--|---|----|
| 04410  | Ramova Theater Building Stabilization Project .....               | 38 |
| 04290  | Retrofit Chicago-2FM (MAGEPC) .....                               | 39 |
| <br><b>Chicago Police Department</b>               |   |    |
| 09070  | 12th District Police Station .....                                | 40 |
| <br><b>Chicago Fire Department</b>                 |   |    |
| 07060  | Engine Company 16 .....   | 41 |
| <br><b>Chicago Public Library</b>                  |   |    |
| 08130  | Albany Park Branch Library .....                                  | 42 |
| 08050  | Edgewater Branch Library .....                                    | 43 |
| 08270  | Humboldt Park Library Addition and Renovation .....               | 44 |
| 08070  | Whitney Young Branch Library .....                                | 45 |
| <br><b>Chicago Park District</b>                   |   |    |
| 11120  | 31st Street Harbor - Coastal .....                                | 46 |
| 11120  | 31st Street Harbor - Landside .....                               | 47 |
| 11180  | Douglas Park Artificial Turf .....                                | 48 |
| 11110  | Gateway Harbor .....  | 49 |
| 11170  | Ping Tom Park Field House .....                                   | 50 |
| <br><b>City Colleges of Chicago</b>                |   |    |
| 03680  | City Colleges License Plate Recognition Camera Installation ..... | 51 |
| 03690  | City Colleges of Chicago Security & Risk Assessment .....         | 52 |
| <br><b>Cook County</b>                             |   |    |
| 13070  | Cook County Security Camera Program UT#1 .....                    | 53 |
| 13100  | Cook County Security Camera Program UT#4 .....                    | 54 |
| 13060  | RJD Cook Co & Bldg Security Upgrades .....                        | 55 |
| <br><b>Forest Preserve District of Cook County</b> |   |    |
| 15010  | Building Needs Assessment and Preventative Maintenance Plan ..... | 56 |

# Air Force Academy Renovation - Phase III



**Last Updated:** Sep 21, 2012  
**Address:** Existing  
**Location:** 3630 S. Wells St.  
**Ward & Alderman:** 11 - James A. Balcer  
**IL Rep & District:** 07 - Karen A. Yarbrough  
**IL Senator & District:** 03 - Mattie Hunter

**Project Number:** 05803

**County Board District & Commissioner:** Robert Steele, 2nd District  
**Community Area & Area Name:** Armour Square  
**City:** Chicago

## Project Description

This project converts the former Abbott Elementary School into a military high school. The scope of work includes ADA accessibility upgrades (elevator, stage lift, exterior ramps, and full toilet room renovations), warming kitchen renovation, two science labs, locker rooms, interior finish repairs, lighting replacement and retrofit, roof replacement, exterior window replacement, asbestos abatement, and landscape upgrades.



## Project Participants

**Project Manager:** Mark Lindstrom  
**Architect of Record:** FGM Architects  
**General Contractor:** IHC

## PM Status Report

**Phase: Construction**

**Phase Percent Complete**

**97%\***

Phase I: Complete; Phase II: Complete; Phase III: 97% complete. General Contractor is presently completing and testing the final installation of Work which includes, but is not necessarily limited to, installation of control wiring and programming of the building automation system. Work will continue as scheduled until September 27, 2012. \*Percent complete reflects average of all three phases.

## Project Schedule

| Project Milestone               | Start Date | End Date | Status    |
|---------------------------------|------------|----------|-----------|
| Land Acquisition:               |            |          | N/A       |
| Demolition:                     |            |          | N/A       |
| Public Right of Way Amendments: |            |          | N/A       |
| Site Preparation:               |            |          | N/A       |
| Design:                         |            |          | N/A       |
| Bid and Award:                  | 10/25/11   | 12/13/11 | Complete  |
| Construction:                   | 12/28/11   | 09/28/12 | Underway  |
| Facility Opening:               | 09/04/12   |          | Fall 2012 |

# Back of the Yards Area High School



**Last Updated:** Sep 21, 2012  
**Address:** New  
**Location:** 2111 W. 47th St.  
**Ward & Alderman:** 12 - George A. Cardenas  
**IL Rep & District:** 01 - Dena M. Carli  
**IL Senator & District:** 01- Antonio Muñoz

**Project Number:** 05150

**County Board District & Commissioner:** John P. Daley, 11th District  
**Community Area & Area Name:** New City  
**City:** Chicago

## Project Description

This project will implement the CPS Urban Model High School (UMHS) prototypical design to serve 1,200 students. This 212,285 SF, three-floor, plus lower level, steel frame and masonry construction building will include music, art and athletic functions. The building will also include a full-service purpose CPL community library within the school.

**LEED Features:** This prototype building is targeted to achieve LEED for Schools Silver level certification.



## Project Participants

**Project Manager:** Kerry Prout  
**Architect of Record:** STL  
**General Contractor:** Sollitt/Brown & Momen JV

## PM Status Report

**Phase: Construction**

**Phase Percent Complete**

**54%**

For Area A, the drywall, interior masonry, light gage framing and MEPFP rough-in continue to proceed accordingly, and the face brick was completed.

For Area B, the drywall, light gage framing, MEPFP rough-in, and roofing continue to proceed accordingly; and the exterior face brick was completed.

## Project Schedule

| Project Milestone               | Start Date | End Date | Status    |
|---------------------------------|------------|----------|-----------|
| Land Acquisition:               | 07/07/10   | 09/07/10 | Complete  |
| Demolition:                     | 09/16/10   | 12/08/10 | Complete  |
| Public Right of Way Amendments: |            |          | N/A       |
| Site Preparation:               | 01/10/11   | 06/11/11 | Complete  |
| Design:                         | 07/16/09   | 06/09/10 | Complete  |
| Bid and Award:                  | 11/30/10   | 02/17/11 | Complete  |
| Construction:                   | 03/03/11   | 05/19/13 | Underway  |
| Facility Opening:               | 09/03/13   |          | Fall 2013 |

# Bell Elementary School Addition



**Last Updated:** Sep 21, 2012  
**Address:** Existing  
**Location:** 3730 North Oakley Avenue  
**Ward & Alderman:** 47 - Ameya Pawar  
**IL Rep & District:** 11 - Ann M. Williams  
**IL Senator & District:** 06 - John J. Cullerton

**Project Number:** 05530

**County Board District & Commissioner:** John A. Fritchey, 12th District  
**Community Area & Area Name:** North Center  
**City:** Chicago

## Project Description

This project consists of a new addition on the south side of the existing school and specific renovations on the interior of the existing 1900's building. The addition is a multi-story steel frame with masonry and curtain wall exterior walls. The addition will consist of a new kitchen and dining space on the first floor and new science lab, art room, and music rooms above.



## Project Participants

**Project Manager:** Art Del Muro  
**Architect of Record:** SMNG-A  
**General Contractor:** TBD

## PM Status Report

**Phase: Design**

**Phase Percent Complete**

**75%**

SMNG+A is on target for 90% CD submittal, to be submitted early October. Project is on schedule for November 1 Issue for Bid.

## Project Schedule

| Project Milestone               | Start Date | End Date | Status      |
|---------------------------------|------------|----------|-------------|
| Land Acquisition:               |            |          | N/A         |
| Demolition:                     |            |          | N/A         |
| Public Right of Way Amendments: |            |          | N/A         |
| Site Preparation:               |            | 11/28/12 | N/A         |
| Design:                         | 07/10/12   | 10/25/12 | Complete    |
| Bid and Award:                  | 11/01/12   | 12/12/12 | Projected   |
| Construction:                   | 12/28/12   | 11/22/13 | Projected   |
| Facility Opening:               | 01/06/14   |          | Winter 2014 |

# Brighton Park II Area Elementary School



**Last Updated:** Sep 21, 2012  
**Address:** Existing  
**Location:** 2611 W. 48th St.  
**Ward & Alderman:** 14 - Ed M. Burke  
**IL Rep & District:** 01 - Dena M. Carli  
**IL Senator & District:** 01- Antonio Muñoz

**Project Number:** 05100

**County Board District & Commissioner:** Jesus G. Garcia, 7th District  
**Community Area & Area Name:** Brighton Park  
**City:** Chicago



## Project Description

This project, now known as Shields Middle School implements the "L" shaped elementary school prototypical design to serve 900 students. At the request of CPS, the facility was modified to accommodate a middle school program servicing students ranging from 6th to 8th grade. This 101,028SF, three-story, steel frame and masonry construction building includes science, computer, music, and art classrooms, in addition to a library, gymnasium, and dining facilities.

**LEED Features:** This prototype building is targeted to achieve LEED for Schools Silver level certification, including a 25% green roof.



## Project Participants

**Project Manager:**  
**Architect of Record:**  
**General Contractor:**

Kerry Prout  
 Architrave, Ltd  
 Sollitt/Oakley Joint Venture

## PM Status Report

**Phase:** Close-Out

**Phase Percent Complete**

**70%**

Substantial Completion for building and Temporary Certificate of Occupancy achieved on May 14, 2012. Punchlist work ongoing. Construction work associated with added scope to change from elementary school program to middle school program nearing completion.

## Project Schedule

| Project Milestone               | Start Date | End Date | Status    |
|---------------------------------|------------|----------|-----------|
| Land Acquisition:               | 06/19/07   | 07/31/09 | Complete  |
| Demolition:                     |            |          | N/A       |
| Public Right of Way Amendments: | 10/01/08   | 05/11/09 | Complete  |
| Site Preparation:               |            | 12/29/09 | N/A       |
| Design:                         | 01/09/09   | 09/17/10 | Complete  |
| Bid and Award:                  | 09/20/10   | 11/15/10 | Complete  |
| Construction:                   | 12/01/10   | 05/14/12 | Complete  |
| Facility Opening:               | 09/04/12   |          | Fall 2012 |

# Chicago Vocational Career Academy (CVCA)



**Last Updated:** Sep 21, 2012  
**Address:** Existing  
**Location:** 2100 E. 87th Street  
**Ward & Alderman:** 08 - Michelle Harris  
**IL Rep & District:** 33 - Marlow H. Colvin  
**IL Senator & District:** 17 - Donne E. Trotter

**Project Number:** 05620

**County Board District & Commissioner:** Jerry Butler, 3rd District  
**Community Area & Area Name:** Avalon Park  
**City:** Chicago

## Project Description

The project consists of the redevelopment of the existing facilities at Chicago Vocational Career Academy (CVCA) High School, located at 2100 East 87th Street. The project will be developed on CPS-owned property and will likely be a combination of renovation and addition, to be determined by the Program under development.



## Project Participants

**Project Manager:** Jennifer Tammen  
**Architect of Record:** TBD  
**General Contractor:**

## PM Status Report

**Phase: Planning**

**Phase Percent Complete**

**40%**

The PBC Board approved the Formulation at its July 10, 2012 meeting. The Formulation was approved by the Board of Education at its August 22, 2012 meeting. The building audit, environmental, survey, and geotechnical studies are in progress. The procurement of the AOR and traffic study are in progress. PBC is working with CPS to confirm the program for the school.

## Project Schedule

| Project Milestone               | Start Date | End Date | Status |
|---------------------------------|------------|----------|--------|
| Land Acquisition:               |            |          | N/A    |
| Demolition:                     |            |          | N/A    |
| Public Right of Way Amendments: |            |          | N/A    |
| Site Preparation:               |            |          | N/A    |
| Design:                         |            |          | N/A    |
| Bid and Award:                  |            |          | N/A    |
| Construction:                   |            |          | N/A    |
| Facility Opening:               |            |          | N/A    |

# CPS HS Security Camera Program UT1



**Last Updated:** Sep 21, 2012  
**Address:** Existing  
**Location:** Multiple Locations  
**Ward & Alderman:** 0 - Multiple Locations  
**IL Rep & District:** 0 - Multiple Locations  
**IL Senator & District:** 0 - Multiple Locations

**Project Number:** 05570

**County Board District & Commissioner:** Multiple Locations  
**Community Area & Area Name:** Multiple Locations  
**City:** Chicago

## Project Description

The project consisted of design, installation and commissioning services for upgrade of security camera systems at 14 Chicago Public School High Schools. These schools have been identified by the CPS's Office of Safety and Security as being priority schools in need of enhanced video security systems. The 14 High Schools in the program include: Senn, Sullivan, Julian, Morgan Park, Wells, Clemente, Hyde Park, Bogan, Farragut, Dunbar, Orr, Marshall, Juarez and Manley.



## Project Participants

**Project Manager:** John Dalton  
**Architect of Record:** N/A  
**General Contractor:** Motorola

## PM Status Report

**Phase: Close-Out**

**Phase Percent Complete**

**70%**

Budget Summary - The project is under budget after achieving substantial completion on the 14 schools.  
 Group 1 Highlights - Substantially Complete. Punchlist work underway  
 Group 2 Highlights - Substantially Complete. Punchlist work underway  
 Group 3 Highlights - Substantially Complete. Punchlist work complete

## Project Schedule

| Project Milestone               | Start Date | End Date | Status    |
|---------------------------------|------------|----------|-----------|
| Land Acquisition:               |            |          | N/A       |
| Demolition:                     |            |          | N/A       |
| Public Right of Way Amendments: |            |          | N/A       |
| Site Preparation:               |            |          | N/A       |
| Design:                         |            |          | N/A       |
| Bid and Award:                  |            | 10/19/11 | N/A       |
| Construction:                   | 10/19/11   | 03/30/12 | Complete  |
| Facility Opening:               | 09/21/12   |          | Fall 2012 |

# Dominguez Elementary School Turf



**Last Updated:** Sep 21, 2012  
**Address:** Existing  
**Location:** 3000 S. Lawndale Avenue  
**Ward & Alderman:** 22 - Ricardo Munoz  
**IL Rep & District:** 23 - Daniel J. Burke  
**IL Senator & District:** 13 - Kwame Raoul

**Project Number:** 05610

**County Board District & Commissioner:** Jesus G. Garcia, 7th District  
**Community Area & Area Name:** South Lawndale  
**City:** Chicago



**Project Description**

The project includes the installation of a new artificial turf field, walking track, benches, site lighting, site utilities, fencing and drainage.



**Project Participants**

**Project Manager:** Ariel Vaca  
**Architect of Record:** Hitchcock Design Group  
**General Contractor:** Pan-Oceanic

**PM Status Report**

**Phase:** Close-Out

**Phase Percent Complete**

**5%**

GC achieved Substantial Completion on August 27, 2012.

**Project Schedule**

| Project Milestone               | Start Date | End Date | Status    |
|---------------------------------|------------|----------|-----------|
| Land Acquisition:               |            |          | N/A       |
| Demolition:                     |            |          | N/A       |
| Public Right of Way Amendments: |            |          | N/A       |
| Site Preparation:               |            |          | N/A       |
| Design:                         | 02/16/12   |          | Complete  |
| Bid and Award:                  | 04/09/12   | 05/09/12 | Complete  |
| Construction:                   | 05/30/12   | 08/27/12 | Complete  |
| Facility Opening:               | 09/04/12   |          | Fall 2012 |

# Durkin Park Elementary School Linked Annex



**Last Updated:** Sep 21, 2012  
**Address:** Existing  
**Location:** 8445 S. Kolin  
**Ward & Alderman:** 18 - Lona Lane  
**IL Rep & District:** 31 - Mary E. Flowers  
**IL Senator & District:** 18 - Edward D. Maloney

**Project Number:** 05540

**County Board District & Commissioner:** John P. Daley, 11th District  
**Community Area & Area Name:** Ashburn  
**City:** Chicago



## Project Description

This project will implement the newly-created, one-story Linked Annex Prototype. The Annex will include nine standard classrooms, one computer classroom, a dining area with warming kitchen, an office, storage and toilet facilities. The project scope also includes the renovation of select areas within the existing school. The existing school capacity is 495 students; the annex will add 300 students, and once the modular units are removed (120 students) the new total capacity will become 675 students.

**LEED Features:** This Linked Annex is targeted to achieve LEED for Schools Silver certification, including a minimum of 25% green roof.



## Project Participants

**Project Manager:**  
**Architect of Record:**  
**General Contractor:**

Eric Odderstol  
 SMNG-A Architects  
 F.H. Paschen, SN Nielsen JV

## PM Status Report

**Phase: Construction**

**Phase Percent Complete**

**63%**

Building weathertight, rough in for plumbing, electrical, fire sprinkler and mechanical piping continue.

## Project Schedule

| Project Milestone               | Start Date | End Date | Status      |
|---------------------------------|------------|----------|-------------|
| Land Acquisition:               |            |          | N/A         |
| Demolition:                     |            |          | N/A         |
| Public Right of Way Amendments: |            |          | N/A         |
| Site Preparation:               |            |          | N/A         |
| Design:                         | 07/14/11   |          | Complete    |
| Bid and Award:                  | 12/13/11   | 02/15/12 | Complete    |
| Construction:                   | 02/27/12   | 11/29/12 | Underway    |
| Facility Opening:               | 01/02/13   |          | Winter 2013 |

# Edgebrook Elementary School Addition



**Last Updated:** Sep 21, 2012  
**Address:** Existing  
**Location:** 6525 N. Hiawatha Ave.  
**Ward & Alderman:** 41 - Mary O'Connor  
**IL Rep & District:** 15 - John D'Amico  
**IL Senator & District:** 09 - Jeffrey M. Schoenberg

**Project Number:** 05350

**County Board District & Commissioner:** Larry Suffredin, 13th District  
**Community Area & Area Name:** Forest Glen  
**City:** Chicago



## Project Description

The Edgebrook Elementary School Addition project consists of an approximately 36,600 square foot addition to the existing school, removal of the existing modular classrooms, and removal and reconstruction of the playground and teachers parking lot. The project provides the school with an additional 8 classrooms, a computer room, a science room, a new lunch room and warming kitchen, as well as an additional mechanical room and new chiller room. Exterior amenities include a playlot and basketball court.

Approximately 72% of the roof of the addition is green roof, providing a 45% green roof for the entire roof area of the school. The project is on track to receive LEED Gold Certification.



## Project Participants

**Project Manager:**  
**Architect of Record:**  
**General Contractor:**

Jim Conrath  
 AltusWorks, Inc.  
 Henry Bros.

## PM Status Report

**Phase:** Close-Out

**Phase Percent Complete**

**5%**

GC substantially complete and complete punchlist issued as of 8/17/12. Addition opened for first day of school. Redevelopment of adjacent ballfield in progress

## Project Schedule

| Project Milestone               | Start Date | End Date | Status    |
|---------------------------------|------------|----------|-----------|
| Land Acquisition:               |            |          | N/A       |
| Demolition:                     |            |          | N/A       |
| Public Right of Way Amendments: |            |          | N/A       |
| Site Preparation:               |            |          | N/A       |
| Design:                         | 07/29/09   | 05/03/10 | Complete  |
| Bid and Award:                  | 01/27/11   | 03/08/11 | Complete  |
| Construction:                   | 03/29/11   |          |           |
| Facility Opening:               | 09/04/12   |          | Fall 2012 |

# Edison Park Elementary School Annex



**Last Updated:** Sep 21, 2012  
**Address:** Existing  
**Location:** 6220 N. Olcott  
**Ward & Alderman:** 41 - Mary O'Connor  
**IL Rep & District:** 20 - Michael P. Auliffe  
**IL Senator & District:** 10 - John G. Mulroe

**Project Number:** 05650

**County Board District & Commissioner:** Peter N. Silvestri, 9th District  
**Community Area & Area Name:** Edison Park  
**City:** Chicago



## Project Description

This project will implement a two-story Linked Annex Prototype, designed to serve approximately 315 students. The Annex will include nine standard classrooms, one partial classroom, one new science classroom, a new warming kitchen with student dining facilities, minor storage areas, and toilet facilities. The project scope also includes the conversion of the existing warming kitchen into a small classroom.

The existing school's capacity is 420 students, the new Annex will add 315 students, leaving the total new school capacity at a total of 735 students.

**LEED Features:** This Linked Annex is targeted to achieve a LEED for Schools Silver certification, including a minimum of 25% green roof.



## Project Participants

**Project Manager:**  
**Architect of Record:**  
**General Contractor:**

Ed Bark  
 Tripartite, Inc.  
 TBD

## PM Status Report

**Phase: Design**

**Phase Percent Complete**

**60%**

The construction documents have progressed and the architectural design is well developed. The utility/MEP design are developed. The Phase II Environmental Consultants have been issued task orders and have begun working in coordination with the AOR.

## Project Schedule

| Project Milestone               | Start Date | End Date | Status      |
|---------------------------------|------------|----------|-------------|
| Land Acquisition:               |            |          | N/A         |
| Demolition:                     |            |          | N/A         |
| Public Right of Way Amendments: | 09/21/12   | 12/17/12 | Projected   |
| Site Preparation:               |            | 03/05/13 | N/A         |
| Design:                         | 07/18/12   |          | Complete    |
| Bid and Award:                  | 11/15/12   | 01/09/13 | Projected   |
| Construction:                   | 01/24/13   | 11/22/13 | Projected   |
| Facility Opening:               | 01/06/14   |          | Winter 2014 |

# Henderson Elementary School Renovation




**Last Updated:** Sep 21, 2012  
**Address:** Existing  
**Location:** 5650 S. Wolcott  
**Ward & Alderman:** 15 - Toni Foulkes  
**IL Rep & District:** 06 - Ester Golar  
**IL Senator & District:** 03 - Mattie Hunter

**Project Number:** 05813

**County Board District & Commissioner:** Robert Steele, 2nd District  
**Community Area & Area Name:** West Englewood  
**City:** Chicago

## Project Description

This project is a major capital renovation to the existing school, including exterior masonry repairs, ADA compliance improvements, and mechanical upgrades.



## Project Participants

**Project Manager:** Mark Lindstrom  
**Architect of Record:** Legat Architects  
**General Contractor:** F.H. Paschen, SN Nielsen JV

## PM Status Report

**Phase:** Construction

**Phase Percent Complete**

**75%**

Milestone was achieved on 8/6/12 and school started on 8/12/12. Additional work is now being performed after hours and on weekends until all work is complete. Work will continue until the substantial completion date of 12/28/12.

## Project Schedule

| Project Milestone               | Start Date | End Date | Status      |
|---------------------------------|------------|----------|-------------|
| Land Acquisition:               |            |          | N/A         |
| Demolition:                     |            |          | N/A         |
| Public Right of Way Amendments: | 02/17/12   | 05/22/12 | Complete    |
| Site Preparation:               |            | 08/07/11 | N/A         |
| Design:                         | 05/04/11   |          | Complete    |
| Bid and Award:                  | 11/08/11   | 12/14/11 | Complete    |
| Construction:                   | 12/22/11   | 12/28/12 | Underway    |
| Facility Opening:               | 01/02/13   |          | Winter 2013 |

# Jones College Prep Replacement High School



**Last Updated:** Sep 21, 2012  
**Address:** Existing  
**Location:** 606 S. State St.  
**Ward & Alderman:** 02 - Robert Fioretti  
**IL Rep & District:** 05 - Kenneth Dunkin  
**IL Senator & District:** 03 - Mattie Hunter

**Project Number:** 05265

**County Board District & Commissioner:** Robert Steele, 2nd District  
**Community Area & Area Name:** Loop  
**City:** Chicago



## Project Description

A new non-prototypical high school for 1,200 selective-enrollment and community students, which includes below-grade parking, general classrooms, science labs, world language/computer classrooms, art classrooms, music classrooms, administration suite, nurses/student services suite, student dining area with servery and full cooking kitchen, multi-purpose room, library, gymnasium, natatorium, separate auditorium, and building support spaces. This replacement high school will be constructed to the south of the existing Jones College Prep High School.

This project will seek LEED for Schools Silver certification and will feature a 50% green roof.



## Project Participants

**Project Manager:**  
**Architect of Record:**  
**General Contractor:**

Mike Vergamini  
 Perkins+Will  
 Walsh Construction Company

## PM Status Report

**Phase: Construction**

**Phase Percent Complete**

**35%**

Structural steel detailing and erection to complete by end of September. General Contractor continuing to work on enclosure as well as interior partitions and MEP rough-in.

## Project Schedule

| Project Milestone               | Start Date | End Date | Status    |
|---------------------------------|------------|----------|-----------|
| Land Acquisition:               |            |          | N/A       |
| Demolition:                     |            |          | N/A       |
| Public Right of Way Amendments: |            |          | N/A       |
| Site Preparation:               |            | 06/16/11 | N/A       |
| Design:                         | 04/21/10   | 05/23/11 | Complete  |
| Bid and Award:                  | 05/25/11   | 07/28/11 | Complete  |
| Construction:                   | 06/08/11   | 07/01/13 | Underway  |
| Facility Opening:               | 09/03/13   |          | Fall 2013 |

# Lloyd Elementary School Artificial Turf



**Last Updated:** Sep 21, 2012  
**Address:** Existing  
**Location:** 2103 N. Lamon Ave.  
**Ward & Alderman:** 31 - Ray Suarez  
**IL Rep & District:** 03 - Luis Arroyo  
**IL Senator & District:** 02 - William Delgado

**Project Number:** 05600

**County Board District & Commissioner:** Edwin Reyes, 8th District  
**Community Area & Area Name:** Belmont Cragin  
**City:** Chicago



## Project Description

The project includes the installation of a new artificial turf field, benches, site utilities, fencing, drainage, playground equipment and playground rubberized surface.



## Project Participants

**Project Manager:**  
**Architect of Record:**  
**General Contractor:**

Ariel Vaca  
 Hitchcock Design Group  
 John Keno & Company

## PM Status Report

**Phase: Construction**

**Phase Percent Complete**

**60%**

The project Substantial Completion is scheduled for October 9, 2012.

## Project Schedule

| Project Milestone               | Start Date | End Date | Status    |
|---------------------------------|------------|----------|-----------|
| Land Acquisition:               |            |          | N/A       |
| Demolition:                     |            |          | N/A       |
| Public Right of Way Amendments: |            |          | N/A       |
| Site Preparation:               |            |          | N/A       |
| Design:                         | 02/15/12   |          | Complete  |
| Bid and Award:                  | 05/08/12   | 06/12/12 | Complete  |
| Construction:                   | 06/29/12   | 10/09/12 | Underway  |
| Facility Opening:               | 10/10/12   |          | Fall 2012 |

# Nathan Hale Elementary School Linked Annex



**Last Updated:** Sep 21, 2012  
**Address:** Existing  
**Location:** 6140 S. Melvina Ave.  
**Ward & Alderman:** 23 - Michael R. Zalewski  
**IL Rep & District:** 03 - Luis Arroyo  
**IL Senator & District:** 11 - Steven Landek

**Project Number:** 05640

**County Board District & Commissioner:** William M. Beavers, 4th District  
**Community Area & Area Name:** Garfield Ridge  
**City:** Chicago



## Project Description

This project will implement a three-story Linked Annex Prototype, designed to serve approximately 360 students. The Annex will include 11 standard classrooms, one new computer classroom, two student pull-out rooms, two new business offices, a new cooking kitchen with student dining facilities, minor storage areas, and toilet facilities. The project scope also includes the conversion of the existing art room into storage, conversion of the existing lunchroom into pull-out classrooms, and installation of sound attenuation panels in the auditorium.

The existing school's capacity is 720 students, the new Annex will add 360 students, leaving the total new school capacity at a total of 1,080 students.

**LEED Features:** This Linked Annex is targeted to achieve a LEED for Schools Silver certification, including a minimum of 25% green roof.



## Project Participants

**Project Manager:**  
**Architect of Record:**  
**General Contractor:**

Ed Bark  
 ESA/Searl  
 TBD

## PM Status Report

**Phase: Design**

**Phase Percent Complete**

**60%**

The construction documents have progressed and the architectural design is well developed. The utility/MEP design are developed. The Phase II Environmental Consultants have been issued task orders and have begun working in coordination with the AOR.

## Project Schedule

| Project Milestone               | Start Date | End Date | Status      |
|---------------------------------|------------|----------|-------------|
| Land Acquisition:               |            |          | N/A         |
| Demolition:                     |            |          | N/A         |
| Public Right of Way Amendments: | 09/21/12   | 10/25/12 | Projected   |
| Site Preparation:               |            | 03/05/13 | N/A         |
| Design:                         | 07/19/12   |          | Complete    |
| Bid and Award:                  | 11/15/12   | 01/09/13 | Projected   |
| Construction:                   | 01/24/13   | 11/22/13 | Projected   |
| Facility Opening:               | 01/06/14   |          | Winter 2014 |

# Onahan Elementary School Linked Annex



**Last Updated:** Sep 21, 2012  
**Address:** Existing  
**Location:** 6634 W. Raven  
**Ward & Alderman:** 41 - Mary O'Connor  
**IL Rep & District:** 20 - Michael P. Auliffe  
**IL Senator & District:** 11 - Steven Landek

**Project Number:** 05550

**County Board District & Commissioner:** Peter N. Silvestri, 9th District  
**Community Area & Area Name:** Norwood Park  
**City:** Chicago



## Project Description

This project will implement the newly created two-story Linked Annex Prototype, designed to serve approximately 300 students. The Annex will include 9 standard classrooms, one computer classroom, an office, storage and toilet facilities. The project scope also includes the renovation of select areas within the existing school as well as the relocation of the existing parking lot. The existing school capacity is 589 students. The annex will add 300 students. Once the modular units are removed (120 students) the new total capacity will become 769 students.

**LEED Features:** This Linked Annex is targeted to achieve LEED for Schools Silver certification, including a minimum of 25% green roof.



## Project Participants

**Project Manager:**  
**Architect of Record:**  
**General Contractor:**

Eric Odderstol  
 Bauer Latoza Studio  
 IHC

## PM Status Report

**Phase: Construction**

**Phase Percent Complete**

**68%**

Building 65% complete. RTU and Roof complete; building watertight.

## Project Schedule

| Project Milestone               | Start Date | End Date | Status      |
|---------------------------------|------------|----------|-------------|
| Land Acquisition:               |            |          | N/A         |
| Demolition:                     |            |          | N/A         |
| Public Right of Way Amendments: |            |          | N/A         |
| Site Preparation:               |            |          | N/A         |
| Design:                         | 07/14/11   |          | Complete    |
| Bid and Award:                  | 12/01/11   | 02/15/12 | Complete    |
| Construction:                   | 02/27/12   | 11/14/12 | Underway    |
| Facility Opening:               | 01/02/13   |          | Winter 2013 |

# Peck Elementary School Renovation



**Last Updated:** Sep 21, 2012  
**Address:** Existing  
**Location:** 3826 W. 58th St.  
**Ward & Alderman:** 13 - Marty Quinn  
**IL Rep & District:** 23 - Daniel J. Burke  
**IL Senator & District:** 13 - Kwame Raoul

**Project Number:** 05814

**County Board District & Commissioner:** Jesus G. Garcia, 7th District  
**Community Area & Area Name:** West Elsdon  
**City:** Chicago



## Project Description

School improvement/major capital renovations, including exterior masonry repairs to main building and boiler house, ADA compliance renovations, de-ver structure repairs, electrical upgrades, and interior renovations.



## Project Participants

**Project Manager:**  
**Architect of Record:**  
**General Contractor:**

Mark Lindstrom  
 Muller & Muller Architects  
 F.H. Paschen, SN Nielsen JV

## PM Status Report

**Phase:** Construction

**Phase Percent Complete**

**75%**

Milestone date was achieved with school opening on 8/12/12. Remainder of Contract Work during this school session will be performed after hours and on weekends.

## Project Schedule

| Project Milestone               | Start Date | End Date | Status   |
|---------------------------------|------------|----------|----------|
| Land Acquisition:               |            |          | N/A      |
| Demolition:                     |            |          | N/A      |
| Public Right of Way Amendments: |            |          | N/A      |
| Site Preparation:               |            | 08/06/11 | N/A      |
| Design:                         | 05/04/11   |          | Complete |
| Bid and Award:                  | 11/01/11   | 12/14/11 | Complete |
| Construction:                   | 12/28/11   | 12/28/12 | Underway |
| Facility Opening:               |            |          |          |

# Rosenblum Park Development



**Last Updated:** Sep 21, 2012  
**Address:** Existing  
**Location:** 7529 S. Constance Ave.  
**Ward & Alderman:** 08 - Michelle Harris  
**IL Rep & District:** 33 - Marlow H. Colvin  
**IL Senator & District:** 20 - Iris Y. Martinez

**Project Number:** 05410

**County Board District & Commissioner:** Jerry Butler, 3rd District  
**Community Area & Area Name:** South Shore  
**City:** Chicago

## Project Description

This project includes the redevelopment of Rosenblum Park following the completion of the new South Shore High School, and in coordination with the abatement and demolition of the existing South Shore High School. Park amenities will include new baseball fields, renovation of a softball field, a new artificial turf practice football field, new basketball courts, walking trail around the park perimeter, as well as a play lot. A new cul-de-sac on Constance Ave. just south of 75th Street will join the existing and new park parcels together.



## Project Participants

**Project Manager:** Isaac Bishop  
**Architect of Record:** Hitchcock Design Group  
**General Contractor:** FH Paschen

## PM Status Report

**Phase: Construction**

**Phase Percent Complete**

**75%**

Project is currently 75% complete. Project part of multi-phase development of SSHS and adjacent area; activities were re-sequenced to accommodate changes in previous phase. Work that is scheduled for the following month includes, exterior POW excavation, sidewalk and curb replacement work on 75th, 76th and Constance Ave. The delivery of the new sports light fixtures that will be installed mid-October. Baseball Fields will receive in-field mix. Sod and trees will be planted throughout entire site. Project anticipated substantial completion date is 10/26/12.

## Project Schedule

| Project Milestone               | Start Date | End Date | Status    |
|---------------------------------|------------|----------|-----------|
| Land Acquisition:               |            |          | N/A       |
| Demolition:                     |            |          | N/A       |
| Public Right of Way Amendments: | 09/26/11   | 03/15/12 | Complete  |
| Site Preparation:               |            |          | N/A       |
| Design:                         | 10/07/11   | 01/19/12 | Complete  |
| Bid and Award:                  | 02/15/12   | 03/09/12 | Complete  |
| Construction:                   | 03/30/12   | 10/26/12 | Underway  |
| Facility Opening:               | 11/27/12   |          | Fall 2012 |

# Southeast Area Elementary School



**Last Updated:** Sep 21, 2012  
**Address:** New  
**Location:** 105th St. & Indianapolis Ave.  
**Ward & Alderman:** 10 - John A. Pope  
**IL Rep & District:** 33 - Marlow H. Colvin  
**IL Senator & District:** 20 - Iris Y. Martinez

**Project Number:** 05310

**County Board District & Commissioner:** William M. Beavers, 4th District  
**Community Area & Area Name:** East Side  
**City:** Chicago



## Project Description

This project will implement a modified "L" prototype design, also expanded to serve 1,200 students, ranging from Pre-Kindergarten through 8th grade. This 127,126 SF, three-story, steel frame and masonry construction building will include science, computer, music and art classrooms, in addition to library, gymnasium and dining facilities.

**LEED Features:** This prototype building is targeted to achieve LEED for Schools Silver certification and includes a 50% green roof.

## Project Participants

**Project Manager:** Ariel Vaca  
**Architect of Record:** TBD  
**General Contractor:** TBD

## PM Status Report

**Phase: Planning**

**Phase Percent Complete**

**95%**

Land acquisition continues for the offsite parking, which was funded as a part of the approved Formulation. This is the final of 8 parcels that were to be acquired. The Acquisition of the property for the off-site parking is targeted to be complete by January 2013. To date three out of four structures in the main site have been demolished including the car wash, restaurant, and cellular tower; Demolition of the remaining Vuk property is scheduled to start promptly. PBC awaits CPS' identification of funding and approval of an undertaking to initiate design and construction phases.

## Project Schedule

| Project Milestone               | Start Date | End Date | Status    |
|---------------------------------|------------|----------|-----------|
| Land Acquisition:               | 01/28/09   | TBD      | Underway  |
| Demolition:                     | 12/02/11   | TBD      | Underway  |
| Public Right of Way Amendments: | 08/18/09   | TBD      | Complete  |
| Site Preparation:               | 10/21/11   | TBD      | Underway  |
| Design:                         | TBD        | TBD      | Projected |
| Bid and Award:                  | TBD        | TBD      | Projected |
| Construction:                   | TBD        | TBD      | Projected |
| Facility Opening:               | TBD        | TBD      | Fall 2015 |

# Southwest Area High School



**Last Updated:** Sep 21, 2012  
**Address:** New  
**Location:** 7651 S. Homan Ave.  
**Ward & Alderman:** 18 - Lona Lane  
**IL Rep & District:** 32 - Andre Thapedi  
**IL Senator & District:** 18 - Edward D. Maloney

**Project Number:** 05140

**County Board District & Commissioner:** Jerry Butler, 3rd District  
**Community Area & Area Name:** Ashburn  
**City:** Chicago



## Project Description

The new Sarah E. Goode STEM Academy (formerly known as the Southwest Area High School project) implements the new CPS Urban Model High School (UMHS) prototypical design to serve 1,200 students. The new, three-story 207,600SF high school features steel frame and masonry construction and includes standard academic classrooms, science labs, visual and performing arts classrooms, 2 distance learning labs, scene shop, dressing room & green room, college resource center, library/media resource center and athletic amenities, including a gymnasium, natatorium with 6 lane pool, and fitness weight room and athletic fields and track, in addition to kitchen and administrative spaces. The new high school also offers STEM education programming, focusing on technology and career readiness while earning college credit. To facilitate STEM based learning opportunities, additional programming is offered in specialized lab spaces.

**LEED Features:** This prototype building is targeted to achieve LEED for Schools Silver level.



## Project Participants

**Project Manager:** Ryan Forristall  
**Architect of Record:** STR Partners LLC/NIA Architects, Inc. JV  
**General Contractor:** F.H. Paschen, SN Nielsen JV

## PM Status Report

**Phase:** Close-Out

**Phase Percent Complete**

**5%**

The facility is now occupied.

## Project Schedule

| Project Milestone               | Start Date | End Date | Status    |
|---------------------------------|------------|----------|-----------|
| Land Acquisition:               |            | 11/10/08 | N/A       |
| Demolition:                     |            |          | N/A       |
| Public Right of Way Amendments: | 12/15/08   | 01/25/10 | Complete  |
| Site Preparation:               | 05/03/10   | 09/03/10 | Complete  |
| Design:                         | 05/05/09   | 04/23/10 | Complete  |
| Bid and Award:                  | 05/10/10   | 07/14/10 | Complete  |
| Construction:                   | 08/12/10   |          |           |
| Facility Opening:               | 09/04/12   |          | Fall 2012 |

# Stevenson Elementary School Linked Annex



**Last Updated:** Sep 21, 2012  
**Address:** Existing  
**Location:** 8010 S. Kostner  
**Ward & Alderman:** 13 - Marty Quinn  
**IL Rep & District:** 22 - Michael J. Madigan  
**IL Senator & District:** 12 - Martin A. Sandoval

**Project Number:** 05560

**County Board District & Commissioner:** John P. Daley, 11th District  
**Community Area & Area Name:** Ashburn  
**City:** Chicago



## Project Description

This project will implement the newly created two-story Linked Annex Prototype, designed to serve approximately 300 students. The Annex will include 9 standard classrooms, one computer classroom, a dining area with multi-function cooking kitchen, an office, storage and toilet facilities. The project scope also includes the renovation of select areas within the existing school. The existing school capacity is 1,278 students. The annex will add 300 students. Once the modular units are removed (360 students) the new total capacity will become 1,218 students.

**LEED Features:** This Linked Annex is targeted to achieve LEED for Schools Silver certification, including a minimum of 25% green roof.



## Project Participants

**Project Manager:**  
**Architect of Record:**  
**General Contractor:**

Eric Odderstol  
 Wallin Gomez Architects  
 F.H. Paschen, SN Nielsen JV

## PM Status Report

**Phase:** Construction

**Phase Percent Complete**

**60%**

Roof, waterproofing, and fireproofing have been completed. Work continues on exterior and interior masonry.

## Project Schedule

| Project Milestone               | Start Date | End Date | Status      |
|---------------------------------|------------|----------|-------------|
| Land Acquisition:               |            |          | N/A         |
| Demolition:                     |            |          | N/A         |
| Public Right of Way Amendments: |            |          | N/A         |
| Site Preparation:               |            |          | N/A         |
| Design:                         | 07/14/11   |          | Complete    |
| Bid and Award:                  | 12/06/11   | 02/15/12 | Complete    |
| Construction:                   | 02/27/12   | 11/14/12 | Underway    |
| Facility Opening:               | 01/02/13   |          | Winter 2013 |

# Chicago Children's Advocacy Center Addition



**Last Updated:** Sep 21, 2012  
**Address:** Existing  
**Location:** 1240 S. Damen  
**Ward & Alderman:** 02 - Robert Fioretti  
**IL Rep & District:** 09 - Arthur L. Turner  
**IL Senator & District:** 05 - Annazette R. Collins

**Project Number:** 04011

**County Board District & Commissioner:** Robert Steele, 2nd District  
**Community Area & Area Name:** Near West Side  
**City:** Chicago



## Project Description

The Project location is at the existing Chicago Children's Advocacy Center site and will consist of the construction of an approximate 16,500 square foot 2-story addition to the west side of its existing structure located at 1240 S. Damen Ave. The addition will include much needed space for CCAC's services and allow CCAC to increase their service capacity and community resources.

## Project Participants

**Project Manager:** Jennifer Tammen  
**Architect of Record:** Holabird & Root  
**General Contractor:** TBD

## PM Status Report

**Phase: Planning**

**Phase Percent Complete**

**10%**

The PBC approved project Formulation on May 8, 2012. Procurement for survey, environmental services, and geotechnical services is complete. Procurement of traffic study is in progress. The PBC Board approved the AOR at its meeting on 6.6.12. The TIF IGA was introduced at the 9.12.12 City Council meeting, referred to the Committee on Finance on 10.2.12, and anticipated to be approved at the 10.3.12 City Council meeting. PBC will then initiate the Planning Phase.

## Project Schedule

| Project Milestone               | Start Date | End Date | Status      |
|---------------------------------|------------|----------|-------------|
| Land Acquisition:               |            |          | N/A         |
| Demolition:                     |            |          | N/A         |
| Public Right of Way Amendments: | TBD        | TBD      | Projected   |
| Site Preparation:               |            | TBD      | N/A         |
| Design:                         | TBD        | TBD      | Projected   |
| Bid and Award:                  | TBD        | TBD      | Projected   |
| Construction:                   | TBD        | TBD      | Projected   |
| Facility Opening:               | TBD        | TBD      | Spring 2015 |

# Michael Reese Hospital Demolition



**Last Updated:** Sep 21, 2012  
**Address:** New  
**Location:** 2929 S. Ellis Ave.  
**Ward & Alderman:** 04 - William Burns  
**IL Rep & District:** 07 - Karen A. Yarbrough  
**IL Senator & District:** 14 - Emil Jones, III

**Project Number:** 04100

**County Board District & Commissioner:** Jerry Butler, 3rd District  
**Community Area & Area Name:** Douglas  
**City:**



## Project Description

This project includes abatement and demolition of the entire Michael Reese Center campus, which consists of 28 buildings that have been divided into seven Building Groups A - G. The project scope will require abatement in each of the buildings prior to its physical demolition. The buildings were built between 1905 and 1981 and are a combination of steel and concrete structure.



## Project Participants

**Project Manager:** Rich Schleyer  
**Architect of Record:**  
**General Contractor:** Heneghan Wrecking Company

## PM Status Report

**Phase: Close-Out**

**Phase Percent Complete**

**99%**

The abatement and demolition of Building 1 has been completed. The additional protective measures have been installed. The underground storage tank has been abandoned-in-place. The three drums containing radioactive spoils were removed for disposal. Radiological survey for additional areas has been completed.

## Project Schedule

| Project Milestone               | Start Date | End Date | Status   |
|---------------------------------|------------|----------|----------|
| Land Acquisition:               |            |          | N/A      |
| Demolition:                     |            |          | N/A      |
| Public Right of Way Amendments: |            |          | N/A      |
| Site Preparation:               |            |          | N/A      |
| Design:                         |            |          | N/A      |
| Bid and Award:                  | 06/12/09   |          |          |
| Construction:                   | 07/24/09   | 05/13/12 | Complete |
| Facility Opening:               |            |          |          |

# OEMC Camera Infrastructure Program UT #01



**Last Updated:** Sep 21, 2012  
**Address:** Existing  
**Location:** Multiple Locations  
**Ward & Alderman:** 0 - Multiple Locations  
**IL Rep & District:** 0 - Multiple Locations  
**IL Senator & District:** 0 - Multiple Locations

**Project Number:** 04240

**County Board District & Commissioner:** Multiple Locations  
**Community Area & Area Name:** Multiple Locations  
**City:** Chicago



## Project Description

1. Maintenance - Development, implementation and management of a three-year maintenance program for Operation Virtual Shield network, storage and camera systems.
2. Expressway Ramp Coverage - Extension of the OVS network and deployment of camera systems on the expressway entrance and exit ramps.
3. Regional Video Bandwidth Enhancement - Development and implementation of Chicago Police Department's Regional Video Bandwidth Enhancement to include a 31-location DWDM infrastructure build.
4. Transit Terrorism Prevention and Response - Development and deployment of CTA's Regional Transit Terrorism Prevention and Response to include Video Analytics/Facial Recognition hardware and software, a data warehouse and network upgrades and expansion.
5. Financial District Camera upgrade - Upgrade of existing financial district surveillance cameras to thermal and megapixel cameras.
6. River Bridge Camera Extension - Extension of river bridge cameras to additional bridges

## Project Participants

**Project Manager:** David Molinaro  
**Architect of Record:**  
**General Contractor:** Motorola

## PM Status Report

**Phase: Construction**

**Phase Percent Complete**

**87%**

1. Maintenance - On going maintenance for existing cameras and associated equipment thru March 31, 2014. 2. Expressway Ramp Coverage -Reviewing construction and submittals packages. 3. Regional Video Bandwidth Enhancement - Notice to proceed issued, equipment on order and installation to begin. 4. Transit Terrorism Prevention and Response- OEMC reviewing task order. 5. Financial District Camera Upgrade is in close out. 6. River Bridges Camera - Project in close out.

## Project Schedule

| Project Milestone               | Start Date | End Date | Status   |
|---------------------------------|------------|----------|----------|
| Land Acquisition:               |            |          | N/A      |
| Demolition:                     |            |          | N/A      |
| Public Right of Way Amendments: |            |          | N/A      |
| Site Preparation:               |            |          | N/A      |
| Design:                         |            |          | N/A      |
| Bid and Award:                  |            | 02/04/11 | N/A      |
| Construction:                   | 02/08/11   | 03/31/14 | Underway |
| Facility Opening:               |            |          |          |

# OEMC Camera Infrastructure Program UT #02



**Last Updated:** Sep 21, 2012  
**Address:**  
**Location:** Multiple Locations  
**Ward & Alderman:** 0 - Multiple Locations  
**IL Rep & District:** 0 - Multiple Locations  
**IL Senator & District:** 0 - Multiple Locations

**Project Number:** 04330

**County Board District & Commissioner:** Multiple Locations  
**Community Area & Area Name:** Multiple Locations  
**City:** Chicago

## Project Description

Project Scope of Work

- Design, deploy and integrate surveillance cameras in the buffer zone around the Chicago Board of Trade.
- Design, deploy and integrate surveillance cameras in the buffer zone around the AT&T Switching Center
- Design, deploy and integrate surveillance cameras in the buffer zone around the Chicago Federal Reserve Building

## Project Participants

**Project Manager:** John Pietrzyk  
**Architect of Record:**  
**General Contractor:** Motorola

|   |                            |                               |            |
|---|----------------------------|-------------------------------|------------|
| <b>PM Status Report</b>   | <b>Phase: Construction</b> | <b>Phase Percent Complete</b> | <b>98%</b> |
| Buffer Zone Protection<br>Financial District Buffer Zone- Final close out<br>AT&T Switching Center- Final close out |                            |                               |            |

## Project Schedule

| Project Milestone               | Start Date | End Date | Status    |
|---------------------------------|------------|----------|-----------|
| Land Acquisition:               |            |          | N/A       |
| Demolition:                     |            |          | N/A       |
| Public Right of Way Amendments: |            |          | N/A       |
| Site Preparation:               |            |          | N/A       |
| Design:                         |            |          | N/A       |
| Bid and Award:                  |            |          | N/A       |
| Construction:                   | 08/25/11   | 10/02/12 | Projected |
| Facility Opening:               |            |          |           |

# OEMC Camera Infrastructure Program UT #03



**Last Updated:** Sep 21, 2012  
**Address:** Existing  
**Location:** Multiple Locations  
**Ward & Alderman:** 0 - Multiple Locations  
**IL Rep & District:** 0 - Multiple Locations  
**IL Senator & District:** 0 - Multiple Locations

**Project Number:** 04390

**County Board District & Commissioner:** Multiple Locations  
**Community Area & Area Name:** Multiple Locations  
**City:** Chicago

## Project Description

Project Scope of Work:

- Design and implement OVS networked surveillance to cover freight and trolley tunnel entrances in the Central Business District.
- Design and deploy a long range camera array located on the Navy Pier and integrate the system into the OVS lakefront network.
- Procure and deploy 21 mobile camera PODs in support of Aldermanic requests.
- Design and deploy a gunshot detection and response system for the Chicago Police Department.
- Design and deploy Uninterrupted Power Supply (UPS) units to back up the OEMC network SONET Nodes.
- Design and Deploy Channel Bank Equipment to replace existing OEMC Network equipment which provides OVS video to the Chicago Police Department.

## Project Participants

**Project Manager:** John Pietrzyk  
**Architect of Record:**  
**General Contractor:** Motorola

## PM Status Report

**Phase: Construction**

**Phase Percent Complete**

**98%**

Freight and Trolley - Close out  
 Navy Pier Long Range - Complete  
 Aldermanic PODS request 2 - Complete  
 Gunshot Detection - Close out

## Project Schedule

| Project Milestone               | Start Date | End Date | Status   |
|---------------------------------|------------|----------|----------|
| Land Acquisition:               |            |          | N/A      |
| Demolition:                     |            |          | N/A      |
| Public Right of Way Amendments: |            |          | N/A      |
| Site Preparation:               |            |          | N/A      |
| Design:                         |            |          | N/A      |
| Bid and Award:                  |            |          | N/A      |
| Construction:                   | 09/16/11   | 09/24/12 | Underway |
| Facility Opening:               |            |          |          |

# OEMC Camera Infrastructure Program UT #04



**Last Updated:** Sep 21, 2012  
**Address:** Existing  
**Location:** Multiple Locations  
**Ward & Alderman:** 0 - Multiple Locations  
**IL Rep & District:** 0 - Multiple Locations  
**IL Senator & District:** 0 - Multiple Locations

**Project Number:** 04430

**County Board District & Commissioner:** Multiple Locations  
**Community Area & Area Name:** Multiple Locations  
**City:** Chicago

## Project Description

1. Cultural Center Pedway Camera Coverage: Video surveillance security cameras, viewable by the OEMC.
2. Uptime High Level Reporting Engine: Video management software providing live reporting on the status of all security cameras in the OEMC network, identifying trends in camera performance by camera type and manufacturer.
3. Expressway Ramp Camera Deployment Phase II: Installation of security cameras installed at certain exit and entrance ramps that service Chicago area expressways, making use of existing City of Chicago radio towers to get the security camera feeds back to the OEMC.
4. OEMC and CPD Emergency Camera System Repairs: Repairs that are required for security cameras that cover critical locations.

## Project Participants

**Project Manager:** Randy Williams  
**Architect of Record:** TBD  
**General Contractor:** Motorola

## PM Status Report

**Phase: Construction**

**Phase Percent Complete**

**67%**

1. Cultural Center - Final Close-out documentation
2. Uptime High Level reporting - Project close-Out and Final Acceptance
3. Expressway Ramp Camera Coverage - Surveys Completed. Building and Tower Permits submitted for approval. Proof of Concept Completed.
4. OEMC & CPD Emergency Camera system Repairs - Continue with any Emergency Repairs

## Project Schedule

| Project Milestone               | Start Date | End Date | Status   |
|---------------------------------|------------|----------|----------|
| Land Acquisition:               |            |          | N/A      |
| Demolition:                     |            |          | N/A      |
| Public Right of Way Amendments: |            |          | N/A      |
| Site Preparation:               |            |          | N/A      |
| Design:                         |            |          | N/A      |
| Bid and Award:                  |            |          | N/A      |
| Construction:                   | 02/22/12   | 12/27/12 | Underway |
| Facility Opening:               |            |          |          |

# OEMC Camera Infrastructure Program UT #05



**Last Updated:** Sep 21, 2012  
**Address:** Existing  
**Location:** Multiple Locations  
**Ward & Alderman:** 0 - Multiple Locations  
**IL Rep & District:** 0 - Multiple Locations  
**IL Senator & District:** 0 - Multiple Locations

**Project Number:** 04450

**County Board District & Commissioner:** Multiple Locations  
**Community Area & Area Name:** Multiple Locations  
**City:** Chicago



## Project Description

- 11 Chicago Police camera POD upgrades: Wireless live-streaming video viewing capability at CDP Headquarters and wireless retrieval of archived video from a vehicle.
- Fire Dept. Helicopter: High definition thermal imaging camera, HD recorder, HD video transmitter. Three CFD mobile command vehicles will be outfitted with receiver equipment to allow for viewing of one helicopter down-linked video. Lab testing, calibration and operation validation including FAA paperwork.
- Police Dept. Helicopter: Design, procurement and installation of high definition transmitting equipment to improve the video downlink currently outfitted on the CPD helicopters. Lab testing, calibration and operation validation including FAA paperwork.
- Helicopter Project Microwave Backhaul, Receiver System: Design, equipment procurement and installation of receive sites on multiple buildings supporting strategic and tactical sites. Both CFD and CPD projects will utilize a newly designed and installed video receiver system. Received live video will be transmitted thru the use of microwave backhaul to the OEMC.

## Project Participants

**Project Manager:** David Molinaro  
**Architect of Record:** N/A  
**General Contractor:** Motorola

## PM Status Report

**Phase: Construction**

**Phase Percent Complete**

**98%**

Chicago Police POD camera upgrade has been fully completed. All three Helicopter Projects 'Chicago Police, Chicago Fire and Microwave Backhaul, Receive System' are complete with additional scope for Fire and Microwave Backhaul projects. Equipment for the change order is on order. Notice to proceed on the South Loop buffer Zone project was signed and currently receiving project submittals for review.

## Project Schedule

| Project Milestone               | Start Date | End Date | Status    |
|---------------------------------|------------|----------|-----------|
| Land Acquisition:               |            |          | N/A       |
| Demolition:                     |            |          | N/A       |
| Public Right of Way Amendments: |            |          | N/A       |
| Site Preparation:               |            |          | N/A       |
| Design:                         |            |          | N/A       |
| Bid and Award:                  |            |          | N/A       |
| Construction:                   | 01/06/12   | 11/01/12 | Projected |
| Facility Opening:               |            |          |           |

# OEMC Camera Infrastructure Program UT #06



**Last Updated:** Sep 21, 2012  
**Address:** Existing  
**Location:** Multiple Locations  
**Ward & Alderman:** 0 - Multiple Locations  
**IL Rep & District:** 0 - Multiple Locations  
**IL Senator & District:** 0 - Multiple Locations

**Project Number:** 04460

**County Board District & Commissioner:** Multiple Locations  
**Community Area & Area Name:** Multiple Locations  
**City:** Chicago



### Project Description

Fire House Broadband Upgrades - The intent of this project is to upgrade the Broadband capacity at 11 existing firehouses. The upgrade will be accomplished by connecting the existing firehouses to the OEMC Network Infrastructure via wireless connections to radio towers.

### Project Participants

**Project Manager:** David Molinaro  
**Architect of Record:**  
**General Contractor:** Motorola

### PM Status Report

**Phase:** Construction

**Phase Percent Complete**

Installation complete with punch-list items and closeout to complete.

### Project Schedule

| Project Milestone               | Start Date | End Date | Status   |
|---------------------------------|------------|----------|----------|
| Land Acquisition:               |            |          | N/A      |
| Demolition:                     |            |          | N/A      |
| Public Right of Way Amendments: |            |          | N/A      |
| Site Preparation:               |            |          | N/A      |
| Design:                         |            |          | N/A      |
| Bid and Award:                  |            |          | N/A      |
| Construction:                   | 05/04/12   | 09/28/12 | Underway |
| Facility Opening:               |            |          |          |

# OEMC Camera Infrastructure Program UT #07



**Last Updated:** Sep 21, 2012  
**Address:** Existing  
**Location:** Multiple  
**Ward & Alderman:** 0 - Multiple Locations  
**IL Rep & District:** 0 - Multiple Locations  
**IL Senator & District:** 0 - Multiple Locations

**Project Number:** 04470

**County Board District & Commissioner:** Multiple Locations  
**Community Area & Area Name:** Multiple Locations  
**City:** Chicago

**Project Description**

Project Scope of Work:

- Procure and install High Definition cameras and supporting hardware for Alderman requested security camera installation as directed by the OEMC.



**Project Participants**

**Project Manager:** John Pietrzyk  
**Architect of Record:**  
**General Contractor:** Motorola

**PM Status Report**

**Phase:** Construction

**Phase Percent Complete**

**95%**

Aldermanic Request 3 - close out

**Project Schedule**

| Project Milestone               | Start Date | End Date | Status |
|---------------------------------|------------|----------|--------|
| Land Acquisition:               |            |          |        |
| Demolition:                     |            |          |        |
| Public Right of Way Amendments: |            |          |        |
| Site Preparation:               |            |          |        |
| Design:                         |            |          |        |
| Bid and Award:                  |            |          |        |
| Construction:                   |            |          |        |
| Facility Opening:               |            |          |        |

# OEMC Camera Infrastructure Program UT #08



**Last Updated:** Sep 21, 2012  
**Address:**  
**Location:**  
**Ward & Alderman:** 0 - Multiple Locations  
**IL Rep & District:** 0 - Multiple Locations  
**IL Senator & District:** 0 - Multiple Locations

**Project Number:** 04480

**County Board District & Commissioner:** Multiple Locations  
**Community Area & Area Name:** Multiple Locations  
**City:** Chicago

### Project Description

Procure and install high definition cameras, license plate recognition cameras, thermal cameras, IR illuminators and supporting hardware on the Upper and Lower Wacker Drive from Lake Street to Van Buren.



### Project Participants

**Project Manager:**  
**Architect of Record:**  
**General Contractor:**

John Pietrzyk

### PM Status Report

**Phase:** Construction

**Phase Percent Complete**

**35%**

In construction

### Project Schedule

| Project Milestone               | Start Date | End Date | Status |
|---------------------------------|------------|----------|--------|
| Land Acquisition:               |            |          |        |
| Demolition:                     |            |          |        |
| Public Right of Way Amendments: |            |          |        |
| Site Preparation:               |            |          |        |
| Design:                         |            |          |        |
| Bid and Award:                  |            |          |        |
| Construction:                   |            |          |        |
| Facility Opening:               |            |          |        |

# OEMC Camera Infrastructure Program UT #11



**Last Updated:** Sep 21, 2012  
**Address:** Existing  
**Location:** Multiple Locations  
**Ward & Alderman:** 0 - Multiple Locations  
**IL Rep & District:** 0 - Multiple Locations  
**IL Senator & District:** 0 - Multiple Locations

**Project Number:** 04510

**County Board District & Commissioner:** Multiple Locations  
**Community Area & Area Name:** Multiple Locations  
**City:** Chicago

## Project Description

1. OEMC Emergency Operations Center Video Wall Upgrade - This project will consist of procuring and installing a new video display wall system at the OEMC's Emergency Operations Center. This new video wall will replace existing equipment.



## Project Participants

**Project Manager:** Randy Williams  
**Architect of Record:**  
**General Contractor:** Motorola

## PM Status Report

**Phase:** Close-Out

**Phase Percent Complete**

**100%**

Final Close-out

## Project Schedule

| Project Milestone               | Start Date | End Date | Status   |
|---------------------------------|------------|----------|----------|
| Land Acquisition:               |            |          | N/A      |
| Demolition:                     |            |          | N/A      |
| Public Right of Way Amendments: |            |          | N/A      |
| Site Preparation:               |            |          | N/A      |
| Design:                         |            |          | N/A      |
| Bid and Award:                  |            |          | N/A      |
| Construction:                   | 03/12/12   | 05/11/12 | Complete |
| Facility Opening:               |            |          |          |

# OEMC Camera Infrastructure Program UT #13



**Last Updated:** Sep 21, 2012  
**Address:**  
**Location:** Multiple Locations  
**Ward & Alderman:** 0 - Multiple Locations  
**IL Rep & District:** 0 - Multiple Locations  
**IL Senator & District:** 0 - Multiple Locations

**Project Number:** 04530

**County Board District & Commissioner:** Multiple Locations  
**Community Area & Area Name:** Multiple Locations  
**City:** Chicago

### Project Description

The Project consists of the design and installation of security cameras at Midway Airport. The cameras are required to provide coverage of selected locations in the Concourses, Jet way doors, Interior Elevators and the Fuel Farm sounding area.

### Project Participants

**Project Manager:** Joe Zito  
**Architect of Record:** TBD  
**General Contractor:** TBD

**PM Status Report** **Phase: Design** **Phase Percent Complete** **20%**

Finalize scope and pricing. Advance task order through PBC process. Bring to client for approval and signature.

### Project Schedule

| Project Milestone               | Start Date | End Date | Status    |
|---------------------------------|------------|----------|-----------|
| Land Acquisition:               |            |          | N/A       |
| Demolition:                     |            |          | N/A       |
| Public Right of Way Amendments: |            |          | N/A       |
| Site Preparation:               |            |          | N/A       |
| Design:                         |            |          | N/A       |
| Bid and Award:                  |            |          | N/A       |
| Construction:                   | 09/24/12   | 01/23/13 | Projected |
| Facility Opening:               |            |          |           |

# OEMC Camera Infrastructure Program UT #17



**Last Updated:** Sep 21, 2012  
**Address:**  
**Location:** Multiple Locations  
**Ward & Alderman:** 0 - Multiple Locations  
**IL Rep & District:** 0 - Multiple Locations  
**IL Senator & District:** 0 - Multiple Locations

**Project Number:** 04570

**County Board District & Commissioner:** Multiple Locations  
**Community Area & Area Name:** Multiple Locations  
**City:** Chicago

**Project Description**

Design, procurement and installation of wireless broadband equipment to Fire Stations not a part of Phase I. The project will allow for network connectivity into the OEMC Public Safety Network Infrastructure.

**Project Participants**

**Project Manager:** Randy Williams  
**Architect of Record:** TBD  
**General Contractor:** TBD

**PM Status Report** **Phase: Construction** **Phase Percent Complete** **10%**

Map Development Task Order Approved. RFP prep for Phase II Firehouse installations.

**Project Schedule**

| Project Milestone               | Start Date | End Date | Status |
|---------------------------------|------------|----------|--------|
| Land Acquisition:               |            |          |        |
| Demolition:                     |            |          |        |
| Public Right of Way Amendments: |            |          |        |
| Site Preparation:               |            |          |        |
| Design:                         |            |          |        |
| Bid and Award:                  |            |          |        |
| Construction:                   |            |          |        |
| Facility Opening:               |            |          |        |

# Ramova Theater Building Stabilization Project



**Last Updated:** Sep 21, 2012  
**Address:** Existing  
**Location:** 3518 S. Halsted St.  
**Ward & Alderman:** 11 - James A. Balcer  
**IL Rep & District:** 02 - Edward J. Acevedo  
**IL Senator & District:** 01- Antonio Muñoz

**Project Number:** 04410

**County Board District & Commissioner:** John P. Daley, 11th District  
**Community Area & Area Name:** Bridgeport  
**City:** Chicago



## Project Description

PBC is implementing a building stabilization project for DHED. The project consists of necessary masonry repairs including selective parapet cap repair, tuck-pointing and masonry replacement due to extensive water damage along the north, south, and west elevations. In addition, there is selective removal and securing of terracotta units along the east elevation of Ramova Theater building.



## Project Participants

**Project Manager:** Ariel Vaca  
**Architect of Record:** Globetrotters Engineering Corp.  
**General Contractor:** Leopardo Construction

## PM Status Report

**Phase: Construction**

**Phase Percent Complete**

**30%**

South wall under construction, utility coordination underway. Construction operations will continue through October.

## Project Schedule

| Project Milestone               | Start Date | End Date | Status    |
|---------------------------------|------------|----------|-----------|
| Land Acquisition:               |            |          | N/A       |
| Demolition:                     |            |          | N/A       |
| Public Right of Way Amendments: |            |          | N/A       |
| Site Preparation:               |            |          | N/A       |
| Design:                         |            |          | N/A       |
| Bid and Award:                  | 07/27/12   | 07/27/12 | Complete  |
| Construction:                   | 08/29/12   | 11/13/12 | Underway  |
| Facility Opening:               | 11/29/12   |          | Fall 2012 |

# Retrofit Chicago-2FM (MAGEPC)



**Last Updated:** Sep 21, 2012  
**Address:** Existing  
**Location:** Multiple Locations  
**Ward & Alderman:** 0 - Multiple Locations  
**IL Rep & District:** 0 - Multiple Locations  
**IL Senator & District:** 0 - Multiple Locations

**Project Number:** 04290

**County Board District & Commissioner:** Multiple Locations  
**Community Area & Area Name:** Multiple Locations  
**City:** Chicago

## Project Description

The Retrofit Chicago-2FM Program is a comprehensive effort to increase energy efficiency in public buildings. Administered by the PBC on behalf of Chicago's Department of Fleet and Facility Management (2FM), this \$40 million dollar initiative is slated to be one of the first Chicago Infrastructure Trust projects. It is designed to enlist the expertise of Energy Service Companies to identify, provide, and guarantee energy-related capital improvements to a variety of City owned public buildings that provide important public services and are central to the public life of the City and its residents, including City Hall, the Harold Washington Library, and numerous police stations, fire houses, and public libraries.

## Project Participants

**Project Manager:** George Marquisos  
**Architect of Record:** TBD  
**General Contractor:** TBD

## PM Status Report

**Phase: Planning**

**Phase Percent Complete**

**60%**

Primary near term goal is to deliver preliminary results from building audits that gives 2-FM and the Infrastructure Trust confirmation of what can be achieved with energy related capital improvements that are fully paid from achieved savings.

## Project Schedule

| Project Milestone               | Start Date | End Date | Status    |
|---------------------------------|------------|----------|-----------|
| Land Acquisition:               |            |          | N/A       |
| Demolition:                     |            |          | N/A       |
| Public Right of Way Amendments: |            |          | N/A       |
| Site Preparation:               |            |          | N/A       |
| Design:                         |            |          | N/A       |
| Bid and Award:                  |            | TBD      | N/A       |
| Construction:                   | TBD        | TBD      | Projected |
| Facility Opening:               |            |          |           |

# 12th District Police Station



**Last Updated:** Sep 21, 2012  
**Address:** New  
**Location:** 1412 S.Blue Island Ave.  
**Ward & Alderman:** 02 - Robert Fioretti  
**IL Rep & District:** 09 - Arthur L. Turner  
**IL Senator & District:** 06 - John J. Cullerton

**Project Number:** 09070

**County Board District & Commissioner:** Robert Steele, 2nd District  
**Community Area & Area Name:** Near West Side  
**City:** Chicago

### Project Description

The new station will consist of a two-story, 44,000 SF masonry building with a design based on the Police Station Prototype. The project is designed to accommodate a staff of 450 people over three shifts and will contain male/female locker rooms, roll call room, exercise room, sally port, holding cells, interview rooms, evidence areas, 100 seat community room, administrative and general offices, and a 150-foot communications tower.

**LEED Features:** This project will be designed to achieve the minimum goal of LEED Gold Certification.



### Project Participants

**Project Manager:** Frank Sobkowiak  
**Architect of Record:** VOA Architects  
**General Contractor:** Harbour Contractors Inc.

### PM Status Report

**Phase: Construction**

**Phase Percent Complete**

**96%**

The contractor is currently working on Site concrete & electrical/communication work, landscaping and irrigation, MEP equipment balancing & testing, furniture & accessory installation, curtainwall, roof coping, interior finishes, and specialty equipment installation. Elevator Inspection was performed by City Inspector and passed.

### Project Schedule

| Project Milestone               | Start Date | End Date | Status    |
|---------------------------------|------------|----------|-----------|
| Land Acquisition:               | 01/21/09   | 04/12/10 | Complete  |
| Demolition:                     | 10/22/09   | 12/31/09 | Complete  |
| Public Right of Way Amendments: | 09/18/09   | 08/04/10 | Complete  |
| Site Preparation:               | 09/01/09   | 06/25/10 | Complete  |
| Design:                         | 09/11/09   | 06/08/10 | Complete  |
| Bid and Award:                  | 06/14/10   | 08/10/10 | Complete  |
| Construction:                   | 09/14/10   |          |           |
| Facility Opening:               | 11/15/12   |          | Fall 2012 |

# Engine Company 16



**Last Updated:** Sep 21, 2012  
**Address:** New  
**Location:** 53 E. Pershing Rd.  
**Ward & Alderman:** 03 - Pat Dowell  
**IL Rep & District:** 05 - Kenneth Dunkin  
**IL Senator & District:** 03 - Mattie Hunter

**Project Number:** 07060

**County Board District & Commissioner:** Jerry Butler, 3rd District  
**Community Area & Area Name:** Grand Boulevard  
**City:** Chicago



## Project Description

This new 19,725 SF fire house is being constructed on the city-owned property at 3901 S. Wabash Ave. It will be a modified Prototype 'B' engine company with a Hazmat Unit and include the following components: a large apparatus bay to house multiple emergency vehicles, full kitchen, locker rooms, toilet facilities, sleeping quarters, officers' quarters, physical training room, meeting room, education room, EMS Field Division South offices, a 150-foot communication tower, and parking for approximately 30 vehicles.



## Project Participants

**Project Manager:** Isaac Bishop  
**Architect of Record:** InterActive Design | Eight Architects  
**General Contractor:** F.H. Paschen

## PM Status Report

**Phase:** Close-Out

**Phase Percent Complete**

**5%**

Project completed on schedule. Community open house held 9/22/12.

## Project Schedule

| Project Milestone               | Start Date | End Date | Status    |
|---------------------------------|------------|----------|-----------|
| Land Acquisition:               |            |          | N/A       |
| Demolition:                     |            |          | N/A       |
| Public Right of Way Amendments: | 06/08/10   | 06/10/11 | Complete  |
| Site Preparation:               |            | 04/21/11 | N/A       |
| Design:                         | 08/04/10   | 01/04/11 | Complete  |
| Bid and Award:                  | 01/11/11   | 04/12/11 | Complete  |
| Construction:                   | 04/20/11   | 07/02/12 | Complete  |
| Facility Opening:               | 09/04/12   |          | Fall 2012 |

# Albany Park Branch Library



**Last Updated:** Sep 21, 2012  
**Address:** New  
**Location:** 3401 W. Foster  
**Ward & Alderman:** 39 - Margaret Laurino  
**IL Rep & District:** 15 - John D'Amico  
**IL Senator & District:** 09 - Jeffrey M. Schoenberg

**Project Number:** 08130

**County Board District & Commissioner:** John A. Fritchey, 12th District  
**Community Area & Area Name:** North Park  
**City:** Chicago



## Project Description

**Project Description:** Based on the Prototype A design, this new 16,500 SF, one story full service branch library is proposed to replace the existing Albany Park Branch Library on same site as existing library plus acquisition of adjacent parcel to the west.

**LEED features:** This building will be designed to achieve LEED Gold Certification and LEED 2009 and will include a 50% green roof.

## Project Participants

**Project Manager:**  
**Architect of Record:**  
**General Contractor:**

Kevin Hall  
 Jackson Harlan, LLC  
 TBD

## PM Status Report

**Phase: Design**

**Phase Percent Complete**

**30%**

The AOR is currently developing the Design Development Documents for issuance on September 28, 2012.  
 The Relocation Consultant is working with the one remaining tenant of the apartment building.  
 The Environmental Consultant is working on the Remedial Action Plan to be submitted to the IEPA.

## Project Schedule

| Project Milestone               | Start Date | End Date | Status    |
|---------------------------------|------------|----------|-----------|
| Land Acquisition:               | 10/17/11   | 10/04/12 | Underway  |
| Demolition:                     | 10/31/12   | 12/31/12 | Projected |
| Public Right of Way Amendments: | 04/10/12   | 02/27/13 | Complete  |
| Site Preparation:               | 10/30/12   | 05/10/13 | Projected |
| Design:                         | 04/12/12   | 04/01/13 | Complete  |
| Bid and Award:                  | 04/05/13   | 05/15/13 | Projected |
| Construction:                   | 05/31/13   | 06/27/14 | Projected |
| Facility Opening:               | 10/01/14   |          | Fall 2014 |

# Edgewater Branch Library



**Last Updated:** Sep 21, 2012  
**Address:** Existing  
**Location:** 6000 N. Broadway  
**Ward & Alderman:** 48 - Harry Osterman  
**IL Rep & District:** 14 - Kelly Cassidy  
**IL Senator & District:** 08 - Ira I. Silverstein

**Project Number:** 08050

**County Board District & Commissioner:** Bridget Gainer, 10th District  
**Community Area & Area Name:** Edgewater  
**City:** Chicago

### Project Description

Based on a new Prototype "C" design, this new 18,665 SF, two-story full service branch library will replace the existing Edgewater Branch Library at the same location.  
**LEED Features:** This project will be designed to achieve LEED Silver level certification under LEED 2009 and include a 50% green roof.



### Project Participants

**Project Manager:**  
**Architect of Record:**  
**General Contractor:**

Don Wilson  
 Lohan Anderson  
 Burling Builders

### PM Status Report

**Phase: Construction**

**Phase Percent Complete**

**49%**

Masonry (CMU) finished in September. Masonry (Brick) started in September and is to be complete in November. The mechanical and electrical contractors are doing their interior rough-in layout of all utilities. They are continuing to install the underground plumbing and conduit prior to the placement of the concrete slab on grade and masonry partitions. CDOT has issued their permit to begin vacating the North half of the alley on Oct 1 and be complete by October 31, 2012. Work will then shift to close the South half of the alley and have all work complete by Early December 2012.

### Project Schedule

| Project Milestone               | Start Date | End Date | Status      |
|---------------------------------|------------|----------|-------------|
| Land Acquisition:               | 01/03/08   | 02/28/11 | Complete    |
| Demolition:                     | 07/25/11   | 08/19/11 | Complete    |
| Public Right of Way Amendments: |            |          | N/A         |
| Site Preparation:               |            | 12/09/11 | N/A         |
| Design:                         | 11/10/10   | 08/18/11 | Complete    |
| Bid and Award:                  | 09/30/11   | 01/10/12 | Complete    |
| Construction:                   | 01/24/12   | 04/10/13 | Underway    |
| Facility Opening:               | 06/24/13   |          | Summer 2013 |

# Humboldt Park Library Addition and Renovation



**Last Updated:** Sep 21, 2012  
**Address:** Existing  
**Location:** 1605 N. Troy St.  
**Ward & Alderman:** 26 - Roberto Maldonado  
**IL Rep & District:** 04 - Cynthia Soto  
**IL Senator & District:** 02 - William Delgado

**Project Number:** 08270

**County Board District & Commissioner:** Edwin Reyes, 8th District  
**Community Area & Area Name:** Humboldt Park  
**City:** Chicago



## Project Description

The existing library will receive a new approximately 5,000 SF addition, landscaping, and nine new parking spaces on adjacent city-owned land along with minor renovations.

This addition will be designed in the spirit of LEED with sustainable features and will include a rain harvesting system for irrigation and conservation of water use.



## Project Participants

**Project Manager:** Don Wilson  
**Architect of Record:** Stephen Rankin Associates, P.C.  
**General Contractor:** Tyler Lane Construction

## PM Status Report

**Phase: Construction**

**Phase Percent Complete**

**76%**

The interior finishes, such as painting and placing ceiling tile are in their final stages of completion. The original carpeting has been removed and is being replaced with a new hardsurface flooring. New mechanical controls system are being installed and commissioning will begin in October 2012.

The exterior work is being completed. The curbing and sidewalks are complete. The exterior light poles are on site and will be set in October. Top soil was installed

## Project Schedule

| Project Milestone               | Start Date | End Date | Status    |
|---------------------------------|------------|----------|-----------|
| Land Acquisition:               |            |          | N/A       |
| Demolition:                     |            |          | N/A       |
| Public Right of Way Amendments: |            |          | N/A       |
| Site Preparation:               | 08/08/11   | 10/14/11 | Complete  |
| Design:                         | 04/13/11   |          | Complete  |
| Bid and Award:                  | 10/19/11   | 12/13/11 | Complete  |
| Construction:                   | 12/28/11   | 10/25/12 | Underway  |
| Facility Opening:               | 11/27/12   |          | Fall 2012 |

# Whitney Young Branch Library



**Last Updated:** Sep 21, 2012  
**Address:** Existing  
**Location:** 7901 S. King Dr.  
**Ward & Alderman:** 06 - Roderick T. Sawyer  
**IL Rep & District:** 34 - Constance A. Howard  
**IL Senator & District:** 20 - Iris Y. Martinez

**Project Number:** 08070

**County Board District & Commissioner:** William M. Beavers, 4th District  
**Community Area & Area Name:** Greater Grand Crossing  
**City:** Chicago



## Project Description

Based on the Prototype "A" design, this new 16,500 SF, one-story full service branch library is proposed to replace the existing Whitney Young Branch Library on same site as existing library plus acquisition of adjacent parcels to the east.

**LEED features:** This building will be designed to achieve LEED Silver Certification under LEED 2009 and will include a 50% green roof.

## Project Participants

**Project Manager:** Rich Schleyer  
**Architect of Record:** TBD  
**General Contractor:** TBD

## PM Status Report

**Phase: Planning**

**Phase Percent Complete**

**35%**

The environmental remediation activities for the vacant parcels (415-423 E. 79th Street) are expected to start in January 2013 and be completed by January 2014. The existing library will remain open and operating during the environmental remediation activities. The project was awarded two funding sources for brownfield clean-ups: 1) USEPA grant for up to \$600k; and 2) IEPA Revolving Loan for up to \$436,000. To date, USEPA has paid \$148,000.00 in grant funding for the remediation activities.

## Project Schedule

| Project Milestone               | Start Date | End Date | Status    |
|---------------------------------|------------|----------|-----------|
| Land Acquisition:               | 07/16/08   | 10/05/10 | Complete  |
| Demolition:                     | TBD        | TBD      | Projected |
| Public Right of Way Amendments: |            |          | N/A       |
| Site Preparation:               | TBD        | TBD      | Projected |
| Design:                         | TBD        | TBD      | Projected |
| Bid and Award:                  | TBD        | TBD      | Projected |
| Construction:                   | TBD        | TBD      | Projected |
| Facility Opening:               | TBD        | TBD      | Fall 2016 |

# 31st Street Harbor - Coastal



**Last Updated:** Sep 21, 2012  
**Address:** New  
**Location:** 3155 S. Lake Shore Dr.  
**Ward & Alderman:** 04 - William Burns  
**IL Rep & District:** 26 - Kimberly du Buclet  
**IL Senator & District:** 13 - Kwame Raoul

**Project Number:** 11120

**County Board District & Commissioner:** Jerry Butler, 3rd District  
**Community Area & Area Name:** Douglas  
**City:** Chicago

**Project Description**

Located just south of the existing 31st Street Beach. The Coastal scope includes the construction of a 2,700 ft. long breakwater and approximately 1,000 new boat slips.



**Project Participants**

**Project Manager:**  
**Architect of Record:**  
**General Contractor:**

Mike Witte  
 AECOM  
 Paschen, Gillen, Skipper JV

**PM Status Report**

**Phase: Close-Out**

**Phase Percent Complete**

**5%**

All stone placement has been completed and approved. The current focus is on replacing deficient work and project close-out.

**Project Schedule**

| Project Milestone               | Start Date | End Date | Status   |
|---------------------------------|------------|----------|----------|
| Land Acquisition:               |            |          | N/A      |
| Demolition:                     |            |          | N/A      |
| Public Right of Way Amendments: |            |          | N/A      |
| Site Preparation:               |            |          | N/A      |
| Design:                         |            |          | N/A      |
| Bid and Award:                  | 12/23/09   | 04/13/10 | Complete |
| Construction:                   | 05/04/10   | 04/27/12 | Complete |
| Facility Opening:               |            |          |          |

# 31st Street Harbor - Landside



**Last Updated:** Sep 21, 2012  
**Address:** New  
**Location:** 3155 S. Lake Shore Dr.  
**Ward & Alderman:** 04 - William Burns  
**IL Rep & District:** 26 - Kimberly du Buclet  
**IL Senator & District:** 13 - Kwame Raoul

**Project Number:** 11120

**County Board District & Commissioner:** Jerry Butler, 3rd District  
**Community Area & Area Name:** Douglas  
**City:** Chicago



### Project Description

Located just south of the existing 31st Street Beach. Landside scope includes green roof parking garage and other parking improvements; reconfigured entrance to improve access; the creation of approximately four acres of new park space including a playground, promenade, open lawn areas, terraced steps; a harbor facility including a restaurant and community space.



### Project Participants

**Project Manager:**  
**Architect of Record:**  
**General Contractor:**

Mike Witte  
 AECOM  
 McHugh

### PM Status Report

**Phase:** Close-Out

**Phase Percent Complete**

**99%**

Project open. Punchlist work ongoing.

### Project Schedule

| Project Milestone               | Start Date | End Date | Status      |
|---------------------------------|------------|----------|-------------|
| Land Acquisition:               |            |          | N/A         |
| Demolition:                     |            |          | N/A         |
| Public Right of Way Amendments: |            |          | N/A         |
| Site Preparation:               |            |          | N/A         |
| Design:                         |            |          | N/A         |
| Bid and Award:                  | 03/04/10   | 04/13/10 | Complete    |
| Construction:                   | 05/11/10   | 04/25/12 | Complete    |
| Facility Opening:               | 04/27/12   |          | Spring 2012 |

# Douglas Park Artificial Turf



**Last Updated:** Sep 21, 2012  
**Address:** Existing  
**Location:** 1401 S. Sacramento Dr.  
**Ward & Alderman:** 24 - Michael D. Chandler  
**IL Rep & District:** 09 - Arthur L. Turner  
**IL Senator & District:** 05 - Annazette R. Collins

**Project Number:** 11180

**County Board District & Commissioner:** Jerry Butler, 3rd District  
**Community Area & Area Name:** North Lawndale  
**City:** Chicago



## Project Description

This project includes the installation of an artificial turf field, in place of the existing natural grass, to enhance the existing recreational area by providing a weather resilient surface. Additional amenities could include new sports lighting, fencing, and the installation of a new drinking fountain. The target size of the turf field is 62,640 SF (1.44 acres). This project will employ sustainability metrics and be designed to LEED standards.

## Project Participants

**Project Manager:** Isaac Bishop  
**Architect of Record:** Hitchcock Design Group  
**General Contractor:** JEM Morris Construction, Inc.

## PM Status Report

**Phase:** Construction

**Phase Percent Complete**

**20%**

The sewer and drainage work installation for the field is in progress. The track surfacing is in progress.

## Project Schedule

| Project Milestone               | Start Date | End Date | Status    |
|---------------------------------|------------|----------|-----------|
| Land Acquisition:               |            |          | N/A       |
| Demolition:                     |            |          | N/A       |
| Public Right of Way Amendments: |            |          | N/A       |
| Site Preparation:               |            |          | N/A       |
| Design:                         | 03/28/12   |          | Complete  |
| Bid and Award:                  | 06/04/12   | 07/10/12 | Complete  |
| Construction:                   | 07/18/12   | 11/07/12 | Underway  |
| Facility Opening:               | 11/14/12   |          | Fall 2012 |

# Gateway Harbor



**Last Updated:** Sep 21, 2012  
**Address:** Existing  
**Location:** 705 E. North Water St.  
**Ward & Alderman:** 42 - Brendan Reilly  
**IL Rep & District:** 26 - Kimberly du Buclet  
**IL Senator & District:** 14 - Emil Jones, III

**Project Number:** 11110

**County Board District & Commissioner:** Jerry Butler, 3rd District  
**Community Area & Area Name:** Near North Side  
**City:**



## Project Description

Located at Dime Pier at the mouth of the Chicago River just south of Navy Pier. The scope includes encapsulating Dime Pier; building approximately 235 boat slips; new finger docks on the south side of Navy Pier for commercial vessel use; installation of approximately one acre of landfill to build a harbor facility.



## Project Participants

**Project Manager:**  
**Architect of Record:**  
**General Contractor:**

Kevin Hall  
 AECOM  
 TBD

## PM Status Report

**Phase:** Design

**Phase Percent Complete**

**0%**

Estimate of preliminary redesign documents received from Concord. The project is on hold pending federal waterway de-authorization.

\* Percent complete reflects re-design.

## Project Schedule

| Project Milestone               | Start Date | End Date | Status      |
|---------------------------------|------------|----------|-------------|
| Land Acquisition:               |            |          | N/A         |
| Demolition:                     |            |          | N/A         |
| Public Right of Way Amendments: |            |          | N/A         |
| Site Preparation:               |            |          | N/A         |
| Design:                         |            | 06/12/14 | N/A         |
| Bid and Award:                  | 01/22/10   | 07/24/14 | Underway    |
| Construction:                   | 08/05/14   | 02/03/16 | Projected   |
| Facility Opening:               | 03/03/16   |          | Spring 2016 |

# Ping Tom Park Field House



**Last Updated:** Sep 21, 2012  
**Address:** New  
**Location:** 265 W. 18th Street  
**Ward & Alderman:** 25 - Daniel S. Solis  
**IL Rep & District:** 05 - Kenneth Dunkin  
**IL Senator & District:** 03 - Mattie Hunter

**Project Number:** 11170

**County Board District & Commissioner:** Robert Steele, 2nd District  
**Community Area & Area Name:** Armour Square  
**City:** Chicago



## Project Description

This project implements the field house Prototype A for the construction of the Ping Tom Memorial Park Field House. This approximately 30,000 SF, single-story, steel frame and precast construction building will include a natatorium, gymnasium, club rooms, a fitness center and locker rooms. Exterior amenities include a 3,2000 square foot roof deck/terrace/green roof and low-maintenance and irrigated native and adaptive plant species throughout the landscaping. The site development scope for this project is still being finalized. Project will be delivered via design build.

**LEED Features:** This prototype building is targeted to achieve LEED "Gold" certification and includes a green roof, geothermal heating and cooling mechanical system, rainwater harvesting system, and high-efficiency boilers.

## Project Participants

**Project Manager:** Art Del Muro  
**Architect of Record:** Wight (Design Builder)  
**General Contractor:** Wight (Design Builder)

## PM Status Report

**Phase: Design**

**Phase Percent Complete**

**45%**

Schematic Design has been completed and Design Development Review is scheduled for October. GMP cost proposal negotiations are complete and contract execution to quickly follow. Project is now moving into fast tracking phase, Foundation Drawings are submitted for permit next month while the remainder of project is completing DD and moving into CDs.

## Project Schedule

| Project Milestone               | Start Date | End Date | Status    |
|---------------------------------|------------|----------|-----------|
| Land Acquisition:               |            |          | N/A       |
| Demolition:                     |            |          | N/A       |
| Public Right of Way Amendments: |            |          | N/A       |
| Site Preparation:               |            |          | N/A       |
| Design:                         |            |          | N/A       |
| Bid and Award:                  | 03/16/12   | 07/11/12 | Complete  |
| Construction:                   | 11/08/12   | 09/20/13 | Projected |
| Facility Opening:               | 09/20/13   |          | Fall 2013 |

# City Colleges License Plate Recognition Camera Installation



**Last Updated:** Sep 21, 2012  
**Address:**  
**Location:** Multiple Locations  
**Ward & Alderman:** 0 - Multiple Locations  
**IL Rep & District:** 0 - Multiple Locations  
**IL Senator & District:** 0 - Multiple Locations

**Project Number:** 03680

**County Board District & Commissioner:** Multiple Locations  
**Community Area & Area Name:** Multiple Locations  
**City:** Chicago

**Project Description**

PBC will provide formulation services for the City College's License Plate Recognition Camera (LPR) deployment project. Project services include the development of conceptual designs, project budget and scope narratives for City College campuses where LPR cameras will be utilized (Arturo Velasquez Institute, Dawson Technical Institute, Kennedy King College, Richard J. Daley College, Malcolm X College, Truman College and Wright College).

**Project Participants**

**Project Manager:** John Dalton  
**Architect of Record:** TBD  
**General Contractor:** TBD

**PM Status Report** **Phase: Planning** **Phase Percent Complete** **100%**

All planning services have been completed. The planning phase services were delivered to City Colleges on 8 June 2012.

**Project Schedule**

| Project Milestone               | Start Date | End Date | Status |
|---------------------------------|------------|----------|--------|
| Land Acquisition:               |            |          |        |
| Demolition:                     |            |          |        |
| Public Right of Way Amendments: |            |          |        |
| Site Preparation:               |            |          |        |
| Design:                         |            |          |        |
| Bid and Award:                  |            |          |        |
| Construction:                   |            |          |        |
| Facility Opening:               |            |          |        |

# City Colleges of Chicago Security & Risk Assessment



**Last Updated:** Sep 21, 2012  
**Address:** New  
**Location:** Multiple Location  
**Ward & Alderman:** 0 - Multiple Locations  
**IL Rep & District:** 0 - Multiple Locations  
**IL Senator & District:** 0 - Multiple Locations

**Project Number:** 03690

**County Board District & Commissioner:** Multiple Locations  
**Community Area & Area Name:** Multiple Locations  
**City:** Chicago

## Project Description

On behalf of the City Colleges of Chicago, the PBC engaged Elert and Associates to develop Security and Risk Assessments and state-mandated All Hazard Safety and Security Plans (AHSSP's) for the City College main campuses, satellite campuses and District Office. Creation of each report involves site visits to each facility, interviews with key campus and District staff and a quantitative review of risk and vulnerability data to prioritize risk mitigation strategies.

## Project Participants

**Project Manager:** John Dalton  
**Architect of Record:** N/A  
**General Contractor:** Elert and Associates

## PM Status Report

**Phase:** Construction

**Phase Percent Complete**

**100%**

All project deliverables have been submitted to the client. PBC is awaiting final approval by the client prior to closing out the project. The project is presently Substantially Complete.

## Project Schedule

| Project Milestone               | Start Date | End Date | Status |
|---------------------------------|------------|----------|--------|
| Land Acquisition:               |            |          |        |
| Demolition:                     |            |          |        |
| Public Right of Way Amendments: |            |          |        |
| Site Preparation:               |            |          |        |
| Design:                         |            |          |        |
| Bid and Award:                  |            |          |        |
| Construction:                   |            |          |        |
| Facility Opening:               |            |          |        |

# Cook County Security Camera Program UT#1



**Last Updated:** Sep 21, 2012  
**Address:**  
**Location:**  
**Ward & Alderman:** 0 - Multiple Locations  
**IL Rep & District:** 0 - Multiple Locations  
**IL Senator & District:** 0 - Multiple Locations

**Project Number:** 13070

**County Board District & Commissioner:** Multiple Locations  
**Community Area & Area Name:** Multiple Locations  
**City:** Chicago

### Project Description

Implement Undertaking #1 of the Cook County DHSEM Sheriffs Duty Desk Room surveillance camera monitoring station. The new Duty Desk Room is intended for Cook County Sheriff 24/7 monitoring of "real time" camera feeds. Undertaking #1 will supply and install all Duty Desk Room necessary equipment, including specialized furniture and supplemental air conditioning, along with HD cable connections to the existing OEMC OVS and Daley Center surveillance camera networks. In addition to being able to simultaneously view multiple camera feeds on six different wall mounted monitors, the video display software will provide a user the ability to quickly isolate any chosen camera feed, move that video footage to a single larger view "Duty Desk Event Monitor" and simultaneously send a parallel video feed to an event monitor located in the Cook County Incident Command Center.

### Project Participants

**Project Manager:** George Marquisos  
**Architect of Record:**  
**General Contractor:**

**PM Status Report** **Phase: Construction** **Phase Percent Complete** **100%**

Project complete, close-out documents need to be submitted for approval and delivered to User.

### Project Schedule

| Project Milestone               | Start Date | End Date | Status |
|---------------------------------|------------|----------|--------|
| Land Acquisition:               |            |          |        |
| Demolition:                     |            |          |        |
| Public Right of Way Amendments: |            |          |        |
| Site Preparation:               |            |          |        |
| Design:                         |            |          |        |
| Bid and Award:                  |            |          |        |
| Construction:                   |            |          |        |
| Facility Opening:               |            |          |        |

# Cook County Security Camera Program UT#4



**Last Updated:** Sep 21, 2012  
**Address:**  
**Location:** Multiple Locations  
**Ward & Alderman:** 0 - Multiple Locations  
**IL Rep & District:** 0 - Multiple Locations  
**IL Senator & District:** 0 - Multiple Locations

**Project Number:** 13100

**County Board District & Commissioner:** Multiple Locations  
**Community Area & Area Name:** Multiple Locations  
**City:** Chicago

**Project Description**

Install a new security camera system that will include interior and exterior camera locations (PTZ and fixed cameras) at the County Department of Corrections (DOC) facility, the Cook County Medical Examiner's Office and 6 County courthouses.

**Project Participants**

**Project Manager:** John Dalton  
**Architect of Record:** TBD  
**General Contractor:** TBD

**PM Status Report**

**Phase: Design**

**Phase Percent Complete**

**80%**

Formulation phase was completed with the submission of the project's scope, schedule and cost projections. PBC will now engage with the County in budget/scope reconciliation and determine identifying the next steps.

**Project Schedule**

| Project Milestone               | Start Date | End Date | Status |
|---------------------------------|------------|----------|--------|
| Land Acquisition:               |            |          |        |
| Demolition:                     |            |          |        |
| Public Right of Way Amendments: |            |          |        |
| Site Preparation:               |            |          |        |
| Design:                         |            |          |        |
| Bid and Award:                  |            |          |        |
| Construction:                   |            |          |        |
| Facility Opening:               |            |          |        |

# RJD Cook Co & Bldg Security Upgrades



**Last Updated:** Sep 21, 2012  
**Address:** Existing  
**Location:** Multiple Locations  
**Ward & Alderman:** 0 - Multiple Locations  
**IL Rep & District:** 0 - Multiple Locations  
**IL Senator & District:** 0 - Multiple Locations

**Project Number:** 13060

**County Board District & Commissioner:** Multiple Locations  
**Community Area & Area Name:** Multiple Locations  
**City:** Chicago



### Project Description

Motorola Solutions will upgrade the existing camera surveillance system and install a Genetec Video Management System. This enhancement will include the addition of 60 cameras installed in the Lobby, Plaza, Concourse and Lower Level to provide coverage of areas designated by the Elerst and Associates Security and Risk Assessment and shown on the attached drawings ("drawings"). Video from these cameras will be viewable in the Daley Center Command Center and will be federated to three (3) Cook County Agencies: OEMC, Cook County Sheriff's Office and Cook County Office of Homeland Security. Motorola will design, furnish and install a Command Center utilizing Room CL-132 for Daley Center Security. The Command Center will allow two security personnel 24 hour viewing of the newly installed cameras.



### Project Participants

**Project Manager:** Ivan Hansen  
**Architect of Record:**  
**General Contractor:** Motorola Solutions, Inc

### PM Status Report

**Phase:** Close-Out

**Phase Percent Complete**

**100% In Punch**

System is working well. Latency issues is only remaining item. MSI to finalize testing this week. Meeting scheduled for 10/1 to review

### Project Schedule

| Project Milestone               | Start Date | End Date | Status |
|---------------------------------|------------|----------|--------|
| Land Acquisition:               |            |          |        |
| Demolition:                     |            |          |        |
| Public Right of Way Amendments: |            |          |        |
| Site Preparation:               |            |          |        |
| Design:                         |            |          |        |
| Bid and Award:                  |            |          |        |
| Construction:                   |            |          |        |
| Facility Opening:               |            |          |        |

# Building Needs Assessment and Preventative Maintenance Plan



**Last Updated:** Sep 21, 2012  
**Address:** Existing  
**Location:** Varies (approx. 50 Sites)  
**Ward & Alderman:** 0 - Multiple Locations  
**IL Rep & District:** 0 - Multiple Locations  
**IL Senator & District:** 0 - Multiple Locations

**Project Number:** 15010

**County Board District & Commissioner:** Multiple Locations  
**Community Area & Area Name:** Multiple Locations  
**City:** Multiple Location

## Project Description

Forest Preserve District of Cook County owns and/or manages over 68,000 acres of land and roughly 475 buildings and picnic shelters located primarily in the suburbs surrounding the City of Chicago. This project is assessing the condition of selective facilities, including roughly 147 buildings for purposes of identifying and prioritizing capital investment. These buildings range in size from 750 square feet for some washrooms and warming shelters to FPDCC's Central Maintenance Garage, which is approximately 48,000 square feet. Project also includes the development of a Preventative Maintenance Plan for all of FPDCC's Facility Systems.



## Project Participants

**Project Manager:** Art Del Muro  
**Architect of Record:** TBD  
**General Contractor:** TBD

## PM Status Report

**Phase: Planning**

**Phase Percent Complete**

**90%**

Project Scoping is complete and Field Inspection of Facilities is complete. All information has been uploaded to the Database and the Database is now live. FPDCC will review and operate the database over the next month and provide revisions and comments. Equipment inventory for Preventative Maintenance Plan Data base is complete. Equipment bar coding will continue through October.

## Project Schedule

| Project Milestone               | Start Date | End Date | Status |
|---------------------------------|------------|----------|--------|
| Land Acquisition:               |            |          |        |
| Demolition:                     |            |          |        |
| Public Right of Way Amendments: |            |          |        |
| Site Preparation:               |            |          |        |
| Design:                         |            |          |        |
| Bid and Award:                  |            |          |        |
| Construction:                   |            |          |        |
| Facility Opening:               |            |          |        |

# Sustainable Development Q3 Status Report

Public Building Commission of Chicago • Richard J. Daley Center • 50 West Washington, Room 200 • Chicago, Illinois 60602 • Tel: 312-744-3090 • Fax: 312-744-8005



This report provides a detailed snapshot of the PBC's LEED certified projects and metrics.

# Sustainable Development – Q3 2012 Status Report



Public Building Commission of Chicago • 50 West Washington, Room 200 • Chicago, Illinois 60602 • Tel: 312-744-3090 • Fax: 312-744-8005

## Mission

The Public Building Commission is committed to client service and strong stewardship of public resources. The PBC plans, designs and builds facilities that reflect the highest standards of environmental and economic sustainability.

## Vision

The vision of the Public Building Commission is a built environment in which function, beauty and sustainability are inherent to every community; where physical surroundings inspire and support achievement of the individual goals of those who live, work and visit Chicago and Cook County; and, where people gather to share the common values that truly build our communities.

## Sustainability Metrics

In line with this mission and vision, the Public Building Commission of Chicago (PBC) has developed 44 LEED certified facilities, with an additional 33 LEED registered projects in development. Below please find the statistics of LEED certification for PBC projects by Green Building Certification Institute (GBCI), as well as our "Harvest" metrics. The "Harvest" metrics illustrate the cumulative benefits of sustainable development and underscore our commitment to being responsible stewards of the public fund and responsible stewards of our resources.

- **44 LEED certified projects**

| Target Level (By Client) | Total     | Certified | Silver    | Gold      | Platinum | Current Registered | Certified to date | Total Registered + Certified |
|--------------------------|-----------|-----------|-----------|-----------|----------|--------------------|-------------------|------------------------------|
| CPS                      | 33        | 2         | 20        | 11        | 0        | 19                 | 14                | 33                           |
| Fire                     | 6         | 0         | 3         | 3         | 0        | 2                  | 4                 | 6                            |
| Police                   | 5         | 0         | 1         | 4         | 0        | 1                  | 4                 | 5                            |
| Libraries                | 16        | 8         | 3         | 5         | 0        | 3                  | 13                | 16                           |
| Parks                    | 9         | 1         | 3         | 5         | 0        | 6                  | 3                 | 9                            |
| Other**                  | 8         | 2         | 4         | 0         | 2        | 3                  | 6                 | 8                            |
| <b>Total</b>             | <b>77</b> | <b>13</b> | <b>34</b> | <b>28</b> | <b>2</b> | <b>33</b>          | <b>44</b>         | <b>77</b>                    |

- **Occupied - Q3 2012 LEED Certification Achieved**

One project achieved certification during Q3 2012.

- Boone Clinton Elementary School / West Ridge Elementary School (LEED Silver)

- The R. J. Daley Center, owned and operated by the PBC on behalf of the City of Chicago and Cook County, is Chicago's largest municipally owned LEED EB O+M certified building, at 1,593,714 gross square feet. The Daley Center achieved LEED EB O+M Silver certification in May 2012 based on building performance over a year-long performance period. The PBC sought LEED EB O+M certification to align with overall sustainability goals, and demonstrate that LEED EB O+M can be achieved in municipally owned, large assembly use buildings. LEED EB O+M brings together and codifies all of the sustainability efforts that PBC has undertaken over the past 15 years for the Daley Center. Energy and water saving initiatives originally implemented as part of Energy Star and Guaranteed Performance Contract efforts support the LEED EB O+M effort. LEED EB O+M also provides a framework for sustainable building operation and maintenance strategies and policies that have been implemented at the Daley Center.

- **Occupied - Q4 2012 Certification**

Of the 34 projects registered and in development, 6 are expected to complete certification in Q4 2012:

- Powell Elementary School (targeting minimum Silver)
- Holmes Elementary School Addition (targeting Certified)
- Little Village Branch Library (targeting Gold)
- Engine Company 109 (targeting Gold)
- Osterman Beach House (targeting Certified)
- 40<sup>th</sup> Street Beach House (targeting Certified)

- **Harvest Metrics to date** (includes LEED Certified projects and occupied projects, and Daley Center Energy Star efforts):

|  |               |                |
|--|---------------|----------------|
| Stormwater Diverted from Sewers - Total                                  | 469,050       | gallons / year |
| Potable Water Saved  | 19,567,336    | gallons / year |
| Landscape  | 5,023,396     | gallons / year |
| Buildings  | 14,543,940    | gallons / year |
| Daley Center Water Savings   | 17,381,592    | gallons / year |
| Energy Savings   | 1,197,697     | dollars / year |
| Daley Center Energy Savings  | 1,124,797     | dollars / year |
| Green Roof Area  | Acres         | 501,247        |
| Total Roof Area  | 1,485,338 SF  | 34% overall    |
| Shade Trees on New Construction Sites                                    | 1,743         | trees to date  |
| Recycled Materials   | \$ 44,436,708 | to date        |
| Regional Materials (Extracted, Processed, Manufactured within 500 miles) | \$ 73,147,588 | to date        |
| Waste Diverted from Landfill   | 94.2%         | 140,101        |
| Electric Vehicle Charging Stations                                       | 42            | Tons to date   |
| KWh offset in form of Green Power Recs                                   | 4,793,494     | kWh            |

- **Other Projects\*\***

The following projects are included in the Other category, above:

LEED Certified

|   |                      |
|---|----------------------|
| R. J. Daley Center                          | Silver (LEED EB O+M) |
| South Water Purification Plant              | Silver               |
| Norwood Park Senior Center                  | Certified            |
| Western Avenue Vehicle Maintenance Facility | Silver               |
| 4 <sup>th</sup> Ward Yard                   | Silver               |
| Chicago Center for Green Technology         | Platinum             |

LEED Registered

|                                   |                  |
|-----------------------------------|------------------|
| Ford Calumet Environmental Center | target Platinum  |
| Warren Park Senior Center         | target Certified |

End Memorandum

# M/WBE Commitment Report 2012 Construction Projects by Type (GC, JOC and Special Projects)

Public Building Commission of Chicago • Richard J. Daley Center • 50 West Washington, Room 200 • Chicago, Illinois 60602 • Tel: 312-744-3090 • Fax: 312-744-8005



## M/WBE Commitment Report 2012 Construction Projects by Type

### (GC, JOC and Special Projects)

Through Q3 2012, eight contracts for General Construction (GC) projects valued at \$41,338,871.00 were awarded. Work orders on six Job Order Contract (JOC) projects valued at \$2,664,512.02 were issued. Work orders for two Special Projects valued at \$13,572,063.34 have been awarded for a total value of **\$57,575,446.36**

- MBE commitment in GC projects awarded through Q3 2012 was 25.01% valued at \$10,339,403
- MBE commitment in JOC projects awarded through Q3 2012 was 15.86% valued at \$422,532.00
- MBE commitment in Special Projects awarded through Q3 2012 was 17.90% valued at \$2,428,971.00  
**Total MBE commitments 22.91%**

- WBE commitment in GC projects awarded through Q3 2012 was 5.02% valued at \$2,075,312.00
- WBE commitment in JOC projects awarded through Q3 2012 was 21.31% valued at \$567,801.94
- WBE commitment in Special Projects awarded through Q3 2012 was 4.78% valued at \$649,360.00  
**Total WBE commitments 5.72%**

- **M/WBE Commitment Report 2012 Professional Service Contract Awards**  
(AOR, Environmental Consultant-Category A, B, & C, Environmental Consultant-Reno & Demo, Traffic Study, Geotechnical Consultant, Commissioning Authority, Material Testing Service, Surveyor Service, Construction Signage and Comprehensive Printing Services)  
Two professional consulting services on one vertical construction project have been awarded for a value of **\$5,668.00**.

MBE commitments for these services was 11.79%, valued at \$668.00

# M/WBE Commitment Report - 2012 Summary (1/1/12 to 9/30/12)



Public Building Commission of Chicago ▪ Richard J. Daley Center ▪ 50 West Washington, Room 200 ▪ Chicago, Illinois 60602 ▪ Tel: 312-744-3090 ▪ Fax:312-744-8005

|   |                          |                        |
|---|--------------------------|------------------------|
| <b>Total Construction Program:</b>                                    | <b>\$57,575,446.36</b>   | <b>100.00%</b>         |
| Total MBE Commitments:  | \$13,190,906.00          | 22.91%                 |
| Total WBE Commitments:  | \$3,292,473.94           | 5.72%                  |
|   |                          |                        |
| Contract Value for 8 General Construction (GC) Projects:              |                          | \$41,338,871.00        |
| Total Value of Work Orders issued against 6 Job Order Contracts (JOC) |                          | \$2,664,512.02         |
| Total Value of Work Orders issued against 2 Special Projects:         |                          | \$13,572,063.34        |
| <b>Total Projects:</b>  |                          | <b>\$57,575,446.36</b> |
|   |                          |                        |
|   | <b>M/WBE Commitments</b> |                        |
| MBE Commitments in GC Projects:                                       | \$10,339,403.00          | 25.01%                 |
| MBE Commitments in JOC Contracts:                                     | \$422,532.00             | 15.86%                 |
| MBE Commitments in Special Projects:                                  | \$2,428,971.00           | 17.90%                 |
| <b>Total MBE:</b>   | <b>\$13,190,906.00</b>   | <b>22.91%</b>          |
|   |                          |                        |
| WBE Commitments in GC Projects:                                       | \$2,075,312.00           | 5.02%                  |
| WBE Commitments in JOC Contracts:                                     | \$567,801.94             | 21.31%                 |
| WBE Commitments in Special Projects:                                  | \$649,360.00             | 4.78%                  |
| <b>Total WBE:</b>   | <b>\$3,292,473.94</b>    | <b>5.72%</b>           |

# M/WBE Commitment Report - 2012 General Contract Awards (1/1/12 to 9/30/12)



Public Building Commission of Chicago ▪ Richard J. Daley Center ▪ 50 West Washington, Room 200 ▪ Chicago, Illinois 60602 ▪ Tel: 312-744-3090 ▪ Fax: 312-744-8005

|   |                        |                |
|---|------------------------|----------------|
| <b>Total Construction Program (8 Projects):</b> | <b>\$41,338,871.00</b> | <b>100.00%</b> |
| Total MBE Commitments:                          | <b>\$10,339,403.00</b> | <b>25.01%</b>  |
| Total WBE Commitments:                          | <b>\$2,075,312.00</b>  | <b>5.02%</b>   |

|  |                        |
|--|------------------------|
| Contract Value for 8 General Construction (GC) Projects: | <b>\$41,338,871.00</b> |
| <b>Total 8 Projects:</b>                                 | <b>\$41,338,871.00</b> |

### M/WBE Commitments

|                                 |                        |               |
|---------------------------------|------------------------|---------------|
| MBE Commitments in GC Projects: | <b>\$10,339,403.00</b> | <b>25.01%</b> |
| <b>Total MBE:</b>               | <b>\$10,339,403.00</b> | <b>25.01%</b> |
| WBE Commitments in GC Projects: | <b>\$2,075,312.00</b>  | <b>5.02%</b>  |
| <b>Total WBE:</b>               | <b>\$2,075,312.00</b>  | <b>5.02%</b>  |

### GC Projects:

| Project Name  | Contractor                                 | Awarded<br>Contract Value | MBE Commitments        | %             | WBE Commitments       | %            |
|---|--|---------------------------|------------------------|---------------|-----------------------|--------------|
| 1. Edgewater Branch Library                             | Burling Builders, Inc.                     | \$7,614,000.00            | \$1,845,000.00         | 24.23%        | \$330,000.00          | 4.33%        |
| 2. Durkin Park Elementary School Linked Annex           | F.H. Paschen, SN Nielsen & Associates, LLC | \$8,747,000.00            | \$2,350,000.00         | 26.87%        | \$396,000.00          | 4.53%        |
| 3. William J. Onahan School Linked Annex                | IHC Construction Co., LLC                  | \$8,736,775.00            | \$2,098,484.00         | 24.02%        | \$377,400.00          | 4.32%        |
| 4. Adlai E. Stevenson School Linked Annex               | F.H. Paschen, SN Nielsen & Associates, LLC | \$10,179,000.00           | \$2,447,400.00         | 24.04%        | \$429,500.00          | 4.22%        |
| 5. Rosenblum Park Redevelopment                         | F.H. Paschen, SN Nielsen & Associates, LLC | \$3,183,000.00            | \$773,500.00           | 24.30%        | \$132,400.00          | 4.16%        |
| 6. Ortiz de Domingues Elementary School Artificial Turf | Pan-Oceanic Engineering                    | \$947,516.00              | \$347,000.00           | 36.62%        | \$38,400.00           | 4.05%        |
| 7. Henry D. Lloyd Elementary School Artificial Turf     | John Keno & Company, Inc.                  | \$529,930.00              | \$127,188.00           | 24.00%        | \$21,199.00           | 4.00%        |
| 8. Douglas Park Artificial Turf                         | J.E.M. Morris Construction, Inc.           | \$1,401,650.00            | \$350,831.00           | 25.03%        | \$350,413.00          | 25.00%       |
| <b>Subtotals:</b>                                       |  | <b>\$41,338,871.00</b>    | <b>\$10,339,403.00</b> | <b>25.01%</b> | <b>\$2,075,312.00</b> | <b>5.02%</b> |

# M/WBE Commitment Report - 2012 JOC Awards (1/1/12 to 9/30/12)



Public Building Commission of Chicago ▪ Richard J. Daley Center ▪ 50 West Washington, Room 200 ▪ Chicago, Illinois 60602 ▪ Tel: 312-744-3090 ▪ Fax:312-744-8005

|  |                       |                |
|--|-----------------------|----------------|
| <b>Total Job Order Contracts (10 Contracts):</b> | <b>\$2,664,512.02</b> | <b>100.00%</b> |
| Total MBE Commitments:                           | <b>\$581,087.25</b>   | <b>21.81%</b>  |
| Total WBE Commitments:                           | <b>\$567,801.94</b>   | <b>21.31%</b>  |

|   |                       |
|---|-----------------------|
| 2012 Total Value of Work Orders issued against 10 Job Order Contracts (JOC) | \$2,664,512.02        |
| <b>Total 10 Contracts:</b>  | <b>\$2,664,512.02</b> |

|  | <b>2012</b>              |               |
|--|--------------------------|---------------|
|  | <b>M/WBE Commitments</b> |               |
| 2012 MBE Commitments in JOC Contracts: | \$581,087.25             | 21.81%        |
| <b>Total MBE:</b>                      | <b>\$581,087.25</b>      | <b>21.81%</b> |
| 2012 WBE Commitments in JOC Contracts: | \$567,801.94             | 21.31%        |
| <b>Total WBE:</b>                      | <b>\$567,801.94</b>      | <b>21.31%</b> |

## JOC Contracts (data date from 1/1/12 to 9/30/12)

| Project Name           | Contractor                    | Not to Exceed Contract Value | 2012 Value of Work Orders | 2012 MBE Commitments | %             | 2012 WBE Commitments | %             |
|------------------------|-------------------------------|------------------------------|---------------------------|----------------------|---------------|----------------------|---------------|
| 1. JOC Contract 1481   | F.H. Paschen/SN Nielsen       | \$60,000,000.00              | \$255,294.97              | \$7,723.00           | 3.03%         | \$10,000.00          | 3.92%         |
| 2. JOC Contract 1482   | F.H. Paschen/SN Nielsen       | \$60,000,000.00              | \$0.00                    | \$0.00               | 0.00%         | \$0.00               | 0.00%         |
| 3. JOC Contract 1483   | Leopardo Companies            | \$60,000,000.00              | \$1,229,935.99            | \$188,510.00         | 15.33%        | \$373,329.00         | 30.35%        |
| 4. JOC Contract 1484   | Pacific Construction Services | \$60,000,000.00              | \$0.00                    | \$0.00               | 0.00%         | \$0.00               | 0.00%         |
| 5. JOC Contract 1485   | Pacific Construction Services | \$60,000,000.00              | \$0.00                    | \$0.00               | 0.00%         | \$0.00               | 0.00%         |
| 6. JOC Contract 1486   | Leopardo Companies            | \$60,000,000.00              | \$0.00                    | \$0.00               | 0.00%         | \$0.00               | 0.00%         |
| 7. JOC Contract 1505A  | Pacific Construction Services | \$6,000,000.00               | \$281,555.25              | \$158,555.25         | 56.31%        | \$123,000.00         | 43.69%        |
| 8. JOC Contract 1505B  | F.H. Paschen/SN Nielsen       | \$6,000,000.00               | \$808,450.95              | \$219,515.00         | 27.15%        | \$57,300.00          | 7.09%         |
| 9. JOC Contract 1505C  | Rossi Contractors, Inc.       | \$6,000,000.00               | \$16,193.06               | \$3,900.00           | 24.08%        | \$650.00             | 4.01%         |
| 10. JOC Contract 1505D | McDonagh Demolition, Inc.     | \$6,000,000.00               | \$73,081.80               | \$2,884.00           | 3.95%         | \$3,522.94           | 4.82%         |
| <b>Subtotals:</b>      |                               | <b>\$384,000,000.00</b>      | <b>\$2,664,512.02</b>     | <b>\$581,087.25</b>  | <b>21.81%</b> | <b>\$567,801.94</b>  | <b>21.31%</b> |

# M/WBE Commitment Report - 2012 Special Projects (Work Orders from 1/1/12 to 9/30/12)



Public Building Commission of Chicago ▪ Richard J. Daley Center ▪ 50 West Washington, Room 200 ▪ Chicago, Illinois 60602 ▪ Tel: 312-744-3090 ▪ Fax:312-744-8005

|   | <u>All Work Orders To Date</u> |                |
|---|--------------------------------|----------------|
| <b>Total Special Projects to Date (2 Projects):</b> | <b>\$87,748,813.34</b>         | <b>100.00%</b> |
| Total MBE Commitments:                              | <b>\$18,237,230.15</b>         | <b>20.78%</b>  |
| Total WBE Commitments:                              | <b>\$3,482,827.83</b>          | <b>3.97%</b>   |

---

|  |                        |
|--|------------------------|
| 2012 Total Value of Work Orders issued against 2 Special Projects: | \$13,572,063.34        |
| <b>Total 2 Projects:</b>   | <b>\$13,572,063.34</b> |

|                                      | <u>2012</u><br><u>M/WBE Commitments</u> |               |
|--------------------------------------|---|---------------|
| <b>2012</b>                          |   |               |
| MBE Commitments in Special Projects: | \$2,428,971.00                          | 17.90%        |
| <b>Total MBE:</b>                    | <b>\$2,428,971.00</b>                   | <b>17.90%</b> |
| WBE Commitments in Special Projects: | \$649,360.00                            | 4.78%         |
| <b>Total WBE:</b>                    | <b>\$649,360.00</b>                     | <b>4.78%</b>  |

## Special Projects - 2012 Work Orders

| Project Name                     | Contractor     | Not to Exceed<br>Contract Value | 2012 Value<br>of Work Orders | 2012<br>MBE Commitments | %      | 2012<br>WBE Commitments | %     |
|----------------------------------|----------------|---------------------------------|------------------------------|-------------------------|--------|-------------------------|-------|
| 1. Camera Infrastructure Project | IBM, Corp.     | \$65,000,000.00                 | \$180,352.54                 | \$63,512.00             | 35.22% | \$0.00                  | 0.00% |
| 2. Camera Infrastructure Project | Motorola, Inc. | \$55,000,000.00                 | \$13,391,710.80              | \$2,365,459.00          | 17.66% | \$649,360.00            | 4.85% |
| Subtotals:                       |                | \$120,000,000.00                | \$13,572,063.34              | \$2,428,971.00          | 17.90% | \$649,360.00            | 4.78% |

# M/WBE Commitment Report - 2012 Professional Service Contract Awards (7/1/12 to 9/30/12)



Public Building Commission of Chicago ▪ Richard J. Daley Center ▪ 50 West Washington, Room 200 ▪ Chicago, Illinois 60602 ▪ Tel: 312-744-3090 ▪ Fax:312-744-8005

|  |            |         |
|--|------------|---------|
| Total Artificial Turf Program (1 Project): | \$5,668.00 | 100.00% |
| Total MBE Commitments:                     | \$668.00   | 11.79%  |
| Total WBE Commitments:                     | \$0.00     | 0.00%   |

|  |                   |
|--|-------------------|
| Professional Service Contract Value for 1 Artificial Turf Project: | \$5,668.00        |
| <b>Total 1 Project:</b>  | <b>\$5,668.00</b> |

|   | M/WBE Commitments |               |
|---|-------------------|---------------|
| MBE Commitments in Artificial Turf Project: | \$668.00          | 11.79%        |
| <b>Total MBE:</b>                           | <b>\$668.00</b>   | <b>11.79%</b> |
| WBE Commitments in Artificial Turf Project: | \$0.00            | 0.00%         |
| <b>Total WBE:</b>                           | <b>\$0.00</b>     | <b>0.00%</b>  |

## Artificial Turf Projects:

| Project Name                    | Awarded Contract Value | MBE Commitments | %      | WBE Commitments | %     |
|---------------------------------|------------------------|-----------------|--------|-----------------|-------|
| 1. Douglas Park Artificial Turf | \$5,668.00             | \$668.00        | 11.79% | \$0.00          | 0.00% |
| Subtotals:                      | \$5,668.00             | \$668.00        | 11.79% | \$0.00          | 0.00% |

## M/WBE Commitment Report - 2012 Architect of Record Services Awards (7/1/12 to 9/30/12)



Public Building Commission of Chicago ▪ Richard J. Daley Center ▪ 50 West Washington, Room 200 ▪ Chicago, Illinois 60602 ▪ Tel: 312-744-3090 ▪ Fax:312-744-8005

|  |        |       |
|--|--------|-------|
| Total Artificial Turf Program (1 Project): | \$0.00 | 0.00% |
| Total MBE Commitments:                     | \$0.00 | 0.00% |
| Total WBE Commitments:                     | \$0.00 | 0.00% |

|   |        |  |
|---|--------|--|
| Architect of Record Contract Value for 1 Artificial Turf Project: | \$0.00 |  |
| Total 1 Project:  | \$0.00 |  |

|   | MWBE Commitments |              |
|---|------------------|--------------|
| MBE Commitments in Artificial Turf Project: | \$0.00           | 0.00%        |
| <b>Total MBE:</b>                           | <b>\$0.00</b>    | <b>0.00%</b> |
| WBE Commitments in Artificial Turf Project: | \$0.00           | 0.00%        |
| <b>Total WBE:</b>                           | <b>\$0.00</b>    | <b>0.00%</b> |

| Artificial Turf Projects:       |                     | Awarded        |                 |       |                 |       |  |
|---------------------------------|---------------------|----------------|-----------------|-------|-----------------|-------|--|
| Project Name                    | Architect of Record | Contract Value | MBE Commitments | %     | WBE Commitments | %     |  |
| 1. Douglas Park Artificial Turf | N/A                 | \$0.00         | \$0.00          | 0.00% | \$0.00          | 0.00% |  |
| Subtotals:                      |                     | \$0.00         | \$0.00          | 0.00% | \$0.00          | 0.00% |  |

# M/WBE Commitment Report - 2012 Environmental Consultant - Category A, B & C Task Order Awards (7/1/12 to 9/30/12)



Public Building Commission of Chicago ▪ Richard J. Daley Center ▪ 50 West Washington, Room 200 ▪ Chicago, Illinois 60602 ▪ Tel: 312-744-3090 ▪ Fax:312-744-8005

|  |        |       |
|--|--------|-------|
| Total Artificial Turf Program (1 Project): | \$0.00 | 0.00% |
| Total MBE Commitments:                     | \$0.00 | 0.00% |
| Total WBE Commitments:                     | \$0.00 | 0.00% |

|  |  |               |
|--|--|---------------|
| Professional Service Contract Value for 1 Artificial Turf Project: |  | \$0.00        |
| <b>Total 1 Project:</b>  |  | <b>\$0.00</b> |

|   | M/WBE Commitments |              |
|---|-------------------|--------------|
| MBE Commitments in Artificial Turf Project: | \$0.00            | 0.00%        |
| <b>Total MBE:</b>                           | <b>\$0.00</b>     | <b>0.00%</b> |
| WBE Commitments in Artificial Turf Project: | \$0.00            | 0.00%        |
| <b>Total WBE:</b>                           | <b>\$0.00</b>     | <b>0.00%</b> |

## Artificial Turf Projects:

| Project Name                    | Environmental Consultant - Category A, B & C | Awarded        |                 |       | WBE Commitments |       |
|---------------------------------|--|----------------|-----------------|-------|-----------------|-------|
|                                 |  | Contract Value | MBE Commitments | %     | WBE Commitments | %     |
| 1. Douglas Park Artificial Turf | N/A  | \$0.00         | \$0.00          | 0.00% | \$0.00          | 0.00% |
| Subtotals:                      |  | \$0.00         | \$0.00          | 0.00% | \$0.00          | 0.00% |

# M/WBE Commitment Report - 2012 Environmental Consultant - Reno. & Demo. Task Order Awards (7/1/12 to 9/30/12)



Public Building Commission of Chicago ▪ Richard J. Daley Center ▪ 50 West Washington, Room 200 ▪ Chicago, Illinois 60602 ▪ Tel: 312-744-3090 ▪ Fax:312-744-8005

|                                    |        |       |
|------------------------------------|--------|-------|
| Total Artificial Turf (1 Project): | \$0.00 | 0.00% |
| Total MBE Commitments:             | \$0.00 | 0.00% |
| Total WBE Commitments:             | \$0.00 | 0.00% |

|  |  |               |
|--|--|---------------|
| Professional Service Contract Value for 1 Artificial Turf Project: |  | \$0.00        |
| <b>Total 1 Project:</b>  |  | <b>\$0.00</b> |

|   | M/WBE Commitments |              |
|---|-------------------|--------------|
| MBE Commitments in Artificial Turf Project: | \$0.00            | 0.00%        |
| <b>Total MBE:</b>                           | <b>\$0.00</b>     | <b>0.00%</b> |
| WBE Commitments in Artificial Turf Project: | \$0.00            | 0.00%        |
| <b>Total WBE:</b>                           | <b>\$0.00</b>     | <b>0.00%</b> |

**Artificial Turf Projects:**

| Project Name                    | Environmental Consultant - Renovation & Demolition | Awarded Contract Value | MBE Commitments | %     | WBE Commitments | %     |
|---------------------------------|--|------------------------|-----------------|-------|-----------------|-------|
| 1. Douglas Park Artificial Turf | N/A  | \$0.00                 | \$0.00          | 0.00% | \$0.00          | 0.00% |
| Subtotals:                      |  | \$0.00                 | \$0.00          | 0.00% | \$0.00          | 0.00% |

## M/WBE Commitment Report - 2012 Traffic Study Task Order Awards (7/1/12 to 9/30/12)



Public Building Commission of Chicago ▪ Richard J. Daley Center ▪ 50 West Washington, Room 200 ▪ Chicago, Illinois 60602 ▪ Tel: 312-744-3090 ▪ Fax:312-744-8005

|  |        |       |
|--|--------|-------|
| Total Artificial Turf Program (1 Project): | \$0.00 | 0.00% |
| Total MBE Commitments:                     | \$0.00 | 0.00% |
| Total WBE Commitments:                     | \$0.00 | 0.00% |

|  |                  |  |  |        |
|--|------------------|--|--|--------|
| Professional Service Contract Value for 1 Artificial Turf Project: |                  |  |  | \$0.00 |
|  | Total 1 Project: |  |  | \$0.00 |

|   | M/WBE Commitments |              |
|---|-------------------|--------------|
| MBE Commitments in Artificial Turf Project: | \$0.00            | \$0.00       |
| <b>Total MBE:</b>                           | <b>\$0.00</b>     | <b>0.00%</b> |
| WBE Commitments in Artificial Turf Project: | \$0.00            | 0.00%        |
| <b>Total WBE:</b>                           | <b>\$0.00</b>     | <b>0.00%</b> |

**Artificial Turf Projects:**

| Project Name                    | Traffic Study | Awarded Contract Value | MBE Commitments | %     | WBE Commitments | %     |
|---------------------------------|---------------|------------------------|-----------------|-------|-----------------|-------|
| 1. Douglas Park Artificial Turf | N/A           | \$0.00                 | \$0.00          | 0.00% | \$0.00          | 0.00% |
| Subtotals:                      |               | \$0.00                 | \$0.00          | 0.00% | \$0.00          | 0.00% |

# M/WBE Commitment Report - 2012 Geotechnical Consultant Task Order Awards (7/1/12 to 9/30/12)



Public Building Commission of Chicago • Richard J. Daley Center • 50 West Washington, Room 200 • Chicago, Illinois 60602 • Tel: 312-744-3090 • Fax:312-744-8005

|  |        |       |
|--|--------|-------|
| Total Artificial Turf Program (1 Project): | \$0.00 | 0.00% |
| Total MBE Commitments:                     | \$0.00 | 0.00% |
| Total WBE Commitments:                     | \$0.00 | 0.00% |

|  |  |               |
|--|--|---------------|
| Professional Service Contract Value for 1 Artificial Turf Project: |  | \$0.00        |
| <b>Total 1 Project:</b>  |  | <b>\$0.00</b> |

|   | M/WBE Commitments |              |
|---|-------------------|--------------|
| MBE Commitments in Artificial Turf Project: | \$0.00            | 0.00%        |
| <b>Total MBE:</b>                           | <b>\$0.00</b>     | <b>0.00%</b> |
| WBE Commitments in Artificial Turf Project: | \$0.00            | 0.00%        |
| <b>Total WBE:</b>                           | <b>\$0.00</b>     | <b>0.00%</b> |

## Artificial Turf Projects:

| Project Name                    | Geotechnical Services | Awarded        |                 |       | WBE Commitments |       |
|---------------------------------|-----------------------|----------------|-----------------|-------|-----------------|-------|
|                                 |                       | Contract Value | MBE Commitments | %     |                 | %     |
| 1. Douglas Park Artificial Turf | N/A                   | \$0.00         | \$0.00          | 0.00% | \$0.00          | 0.00% |
| Subtotals:                      |                       | \$0.00         | \$0.00          | 0.00% | \$0.00          | 0.00% |

## M/WBE Commitment Report - 2012 Commissioning Authority Task Order Awards (7/1/12 to 9/30/12)



Public Building Commission of Chicago • Richard J. Daley Center • 50 West Washington, Room 200 • Chicago, Illinois 60602 • Tel: 312-744-3090 • Fax:312-744-8005

|  |        |       |
|--|--------|-------|
| Total Artificial Turf Program (1 Project): | \$0.00 | 0.00% |
| Total MBE Commitments:                     | \$0.00 | 0.00% |
| Total WBE Commitments:                     | \$0.00 | 0.00% |

|  |  |  |  |        |
|--|--|--|--|--------|
| Professional Service Contract Value for 1 Artificial Turf Project: |  |  |  | \$0.00 |
| <b>Total 1 Project:</b>  |  |  |  | \$0.00 |

|   |  | M/WBE Commitments |       |
|---|--|-------------------|-------|
| MBE Commitments in Artificial Turf Project: |  | \$0.00            | 0.00% |
| <b>Total MBE:</b>                           |  | \$0.00            | 0.00% |
| WBE Commitments in Artificial Turf Project: |  | \$0.00            | 0.00% |
| <b>Total WBE:</b>                           |  | \$0.00            | 0.00% |

### Artificial Turf Projects:

| Project Name                    | Commissioning Authority | Awarded<br>Contract Value | MBE Commitments | %     | WBE Commitments | %     |
|---------------------------------|-------------------------|---------------------------|-----------------|-------|-----------------|-------|
| 1. Douglas Park Artificial Turf | N/A                     | \$0.00                    | \$0.00          | 0.00% | \$0.00          | 0.00% |
| Subtotals:                      |                         | \$0.00                    | \$0.00          | 0.00% | \$0.00          | 0.00% |

## M/WBE Commitment Report - 2012 Material Testing Service Task Order Awards (7/1/12 to 9/30/12)



Public Building Commission of Chicago • Richard J. Daley Center • 50 West Washington, Room 200 • Chicago, Illinois 60602 • Tel: 312-744-3090 • Fax: 312-744-8005

|  |        |       |
|--|--------|-------|
| Total Artificial Turf Program (1 Project): | \$0.00 | 0.00% |
| Total MBE Commitments:                     | \$0.00 | 0.00% |
| Total WBE Commitments:                     | \$0.00 | 0.00% |

|  |  |               |
|--|--|---------------|
| Professional Service Contract Value for 1 Artificial Turf Project: |  | \$0.00        |
| <b>Total 1 Project:</b>  |  | <b>\$0.00</b> |

| M/WBE Commitments                           |               |              |
|---|---------------|--------------|
| MBE Commitments in Artificial Turf Project: | \$0.00        | 0.00%        |
| <b>Total MBE:</b>                           | <b>\$0.00</b> | <b>0.00%</b> |
| WBE Commitments in Artificial Turf Project: | \$0.00        | 0.00%        |
| <b>Total WBE:</b>                           | <b>\$0.00</b> | <b>0.00%</b> |

| Artificial Turf Projects:       |  |                           |                 |       |                 |       |  |
|---------------------------------|--|---------------------------|-----------------|-------|-----------------|-------|--|
| Project Name                    | Material Testing and Inspection Services | Awarded<br>Contract Value | MBE Commitments | %     | WBE Commitments | %     |  |
| 1. Douglas Park Artificial Turf | N/A                                      | \$0.00                    | \$0.00          | 0.00% | \$0.00          | 0.00% |  |
| Subtotals:                      |  | \$0.00                    | \$0.00          | 0.00% | \$0.00          | 0.00% |  |

## M/WBE Commitment Report - 2012 Surveyor Service Task Order Awards (7/1/12 to 9/30/12)



Public Building Commission of Chicago ▪ Richard J. Daley Center ▪ 50 West Washington, Room 200 ▪ Chicago, Illinois 60602 ▪ Tel: 312-744-3090 ▪ Fax:312-744-8005

|  |        |       |
|--|--------|-------|
| Total Artificial Turf Program (1 Project): | \$0.00 | 0.00% |
| Total MBE Commitments:                     | \$0.00 | 0.00% |
| Total WBE Commitments:                     | \$0.00 | 0.00% |

|  |  |  |        |
|--|--|--|--------|
| Professional Service Contract Value for 1 Artificial Turf Project: |  |  | \$0.00 |
| <b>Total 1 Project:</b>  |  |  | \$0.00 |

| M/WBE Commitments                           |        |       |
|---|--------|-------|
| MBE Commitments in Artificial Turf Project: | \$0.00 | 0.00% |
| <b>Total MBE:</b>                           | \$0.00 | 0.00% |
| WBE Commitments in Artificial Turf Project: | \$0.00 | 0.00% |
| <b>Total WBE:</b>                           | \$0.00 | 0.00% |

### Artificial Turf Projects:

| Project Name                    | Surveyor | Awarded<br>Contract Value | MBE Commitments | %     | WBE Commitments | %     |
|---------------------------------|----------|---------------------------|-----------------|-------|-----------------|-------|
| 1. Douglas Park Artificial Turf | N/A      | \$0.00                    | \$0.00          | 0.00% | \$0.00          | 0.00% |
| Subtotals:                      |          | \$0.00                    | \$0.00          | 0.00% | \$0.00          | 0.00% |

## M/WBE Commitment Report - 2012 Construction Signage Task Order Awards (7/1/12 to 9/30/12)



Public Building Commission of Chicago ▪ Richard J. Daley Center ▪ 50 West Washington, Room 200 ▪ Chicago, Illinois 60602 ▪ Tel: 312-744-3090 ▪ Fax:312-744-8005

|  |          |          |
|--|----------|----------|
| Total Artificial Turf Program (1 Project): | \$668.00 | 0.00%    |
| Total MBE Commitments:                     | \$668.00 | \$668.00 |
| Total WBE Commitments:                     | \$0.00   | 0.00%    |

|  |  |                 |
|--|--|-----------------|
| Professional Service Contract Value for 1 Artificial Turf Project: |  | \$668.00        |
| <b>Total 1 Project:</b>  |  | <b>\$668.00</b> |

|   | M/WBE Commitments |              |
|---|-------------------|--------------|
| MBE Commitments in Artificial Turf Project: | \$668.00          | 0.00%        |
| <b>Total MBE:</b>                           | <b>\$668.00</b>   | <b>0.00%</b> |
| WBE Commitments in Artificial Turf Project: | \$0.00            | 0.00%        |
| <b>Total WBE:</b>                           | <b>\$0.00</b>     | <b>0.00%</b> |

**Artificial Turf Projects:**

|                                 |                             | Awarded        |                 |         |                 |       |
|---------------------------------|-----------------------------|----------------|-----------------|---------|-----------------|-------|
| Project Name                    | Construction Signage        | Contract Value | MBE Commitments | %       | WBE Commitments | %     |
| 1. Douglas Park Artificial Turf | The Blue Print Shoppe, Inc. | \$668.00       | \$668.00        | 100.00% | \$0.00          | 0.00% |
| Subtotals:                      |                             | \$668.00       | \$668.00        | 100.00% | \$0.00          | 0.00% |

# M/WBE Commitment Report - 2012 Comprehensive Printing Service Task Order Awards (7/1/12 to 9/30/12)



Public Building Commission of Chicago ▪ Richard J. Daley Center ▪ 50 West Washington, Room 200 ▪ Chicago, Illinois 60602 ▪ Tel: 312-744-3090 ▪ Fax:312-744-8005

|  |            |         |
|--|------------|---------|
| Total Artificial Turf Program (1 Project): | \$5,000.00 | 100.00% |
| Total MBE Commitments:                     | \$0.00     | 0.00%   |
| Total WBE Commitments:                     | \$0.00     | 0.00%   |

|  |  |                   |
|--|--|-------------------|
| Professional Service Contract Value for 1 Artificial Turf Project: |  | \$5,000.00        |
| <b>Total 1 Project:</b>  |  | <b>\$5,000.00</b> |

|   | M/WBE Commitments |              |
|---|-------------------|--------------|
| MBE Commitments in Artificial Turf Project: | \$0.00            | 0.00%        |
| <b>Total MBE:</b>                           | <b>\$0.00</b>     | <b>0.00%</b> |
| WBE Commitments in Artificial Turf Project: | \$0.00            | 0.00%        |
| <b>Total WBE:</b>                           | <b>\$0.00</b>     | <b>0.00%</b> |

## Artificial Turf Projects:

| Project Name                    | Comprehensive Printing Services | Awarded Contract Value | MBE Commitments | %     | WBE Commitments | %     |
|---------------------------------|---------------------------------|------------------------|-----------------|-------|-----------------|-------|
| 1. Douglas Park Artificial Turf | BHFX Digital Imaging            | \$5,000.00             | \$0.00          | 0.00% | \$0.00          | 0.00% |
| Subtotals:                      |                                 | \$5,000.00             | \$0.00          | 0.00% | \$0.00          | 0.00% |



## M/WBE Compliance Reports

### M/WBE & EEO Compliance Report 2012 Construction Project Completions

Through Q3 2012, eight construction projects were completed. A total of eleven GC contracts were awarded for these eight projects for a total contract value of \$209,758,534.54, of which \$187,097,266.62 has been paid to date.

As of Q3 2012:

- Total MBE participation achieved was 29.11%, valued at \$54,468,246.00
- Total WBE participation achieved was 5.87%, valued at \$10,978,362.00

### M/WBE Compliance Report 2012 Professional Service Contract Awards

(AOR, Environmental Consultant-Category A, B, & C, Environmental Consultant-Reno & Demo, Traffic Study, Geotechnical Consultant, Commissioning Authority, Material Testing Service, Surveyor Service, Construction Signage and Comprehensive Printing Services)

Through Q3 2012, professional consulting services the eight completed construction projects have been awarded for a value of \$20,158,281.88 of which \$16,824,534.85 has been paid to date.

- MBE participation achieved for these services was 50.56% valued at \$8,507,181.34
- WBE participation achieved for these services was 9.15% valued at \$1,540,068.09

# M/WBE & EEO Compliance Report - 2012 Construction Projects Completed (1/1/12 to 9/30/12)



Public Building Commission of Chicago • Richard J. Daley Center • 50 West Washington, Room 200 • Chicago, Illinois 60602 • Tel: 312-744-3090 • Fax: 312-744-8005

**Construction Program (8 Projects):**

MBE Participation:  
WBE Participation

11 General Construction (GC) Contracts:

**11 Contracts:**

MBE Participation in GC Projects:  
**Total MBE**

WBE Participation in GC Projects:  
**Total WBE**

| Original Contract Value |         |
|-------------------------|---------|
| \$209,758,534.54        | 100.00% |
| \$50,089,446.00         | 23.88%  |
| \$9,929,940.00          | 4.73%   |
| <hr/>                   |         |
| \$209,758,534.54        |         |
| <b>\$209,758,534.54</b> |         |

| Paid to Date            |         |
|-------------------------|---------|
| \$187,097,266.62        | 100.00% |
| \$54,468,246.00         | 29.11%  |
| \$10,978,362.00         | 5.87%   |
| <hr/>                   |         |
| \$187,097,266.62        |         |
| <b>\$187,097,266.62</b> |         |

| M/WBE Commitments      |               |
|------------------------|---------------|
| \$50,089,446.00        | 23.88%        |
| <b>\$50,089,446.00</b> | <b>23.88%</b> |
| <hr/>                  |               |
| \$9,929,940.00         | 4.73%         |
| <b>\$9,929,940.00</b>  | <b>4.73%</b>  |

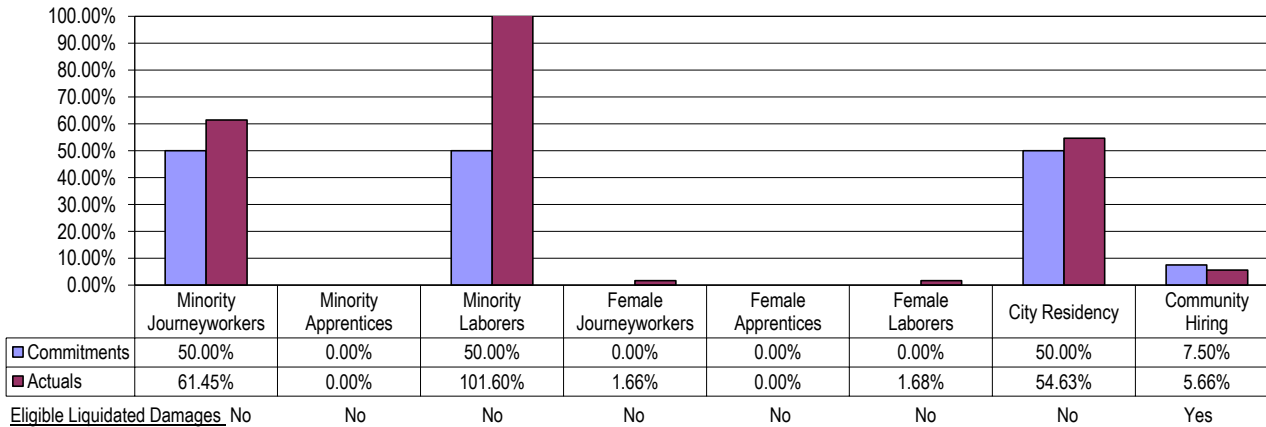
| M/WBE Actuals          |               |
|------------------------|---------------|
| \$54,468,246.00        | 29.11%        |
| <b>\$54,468,246.00</b> | <b>29.11%</b> |
| <hr/>                  |               |
| \$10,978,362.00        | 5.87%         |
| <b>\$10,978,362.00</b> | <b>5.87%</b>  |

**Combined Total: 34.98%**

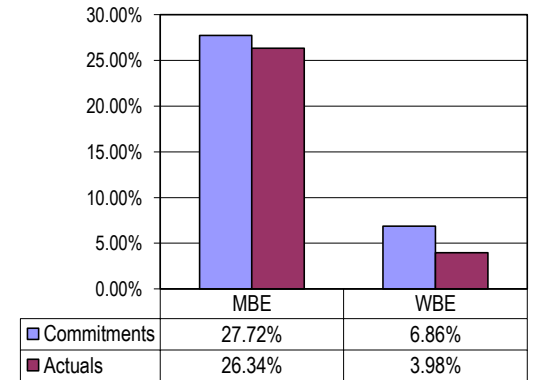
**GC Projects:**

| Project Name  | Contractor             | Original Contract Value | MBE Commitments | %      | *MBE Actuals | %      | WBE Commitments | %     | *WBE Actuals | %     |
|---|------------------------|-------------------------|-----------------|--------|--------------|--------|-----------------|-------|--------------|-------|
| 1. South Shore High School Abatement and Demolition | Omega Demolition Corp. | \$2,344,504.00          | \$650,000.00    | 27.72% | \$521,872.93 | 26.34% | \$160,740.00    | 6.86% | \$78,918.07  | 3.98% |
| Subtotals:  |                        | \$2,344,504.00          | \$650,000.00    | 27.72% | \$521,872.93 | 26.34% | \$160,740.00    | 6.86% | \$78,918.07  | 3.98% |

## South Shore High School Abatement and Demolition EEO Report



## MBE/WBE Compliance Report



Comments: This information is as of 9/30/12 and may change as the projects financially close out.

\*M/WBE Actuals are verified M/WBE payments compared to the paid to date to General Contractor as of pay app #6 on 4/15/12 at 84.37%

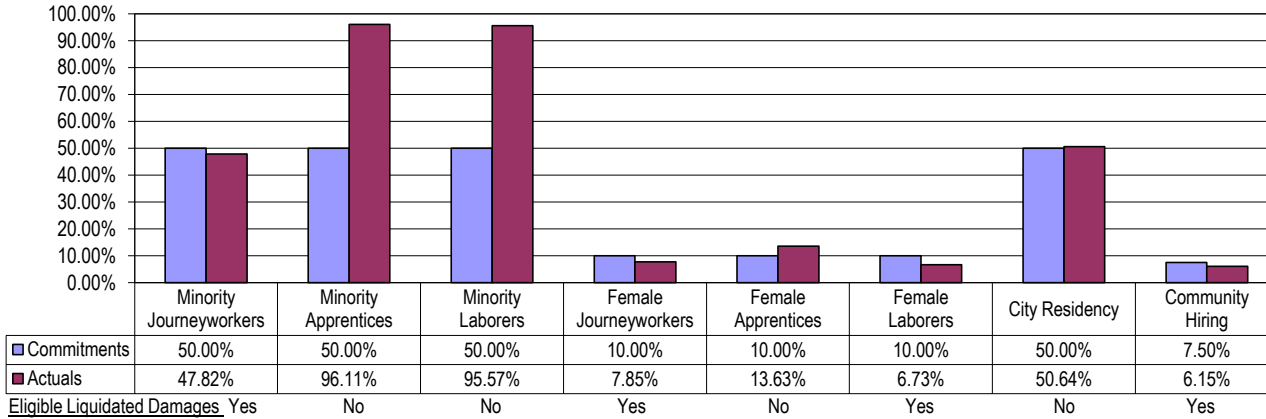
# M/WBE & EEO Compliance Report - 2012 Construction Projects Completed (1/1/12 to 9/30/12)

Public Building Commission of Chicago • Richard J. Daley Center • 50 West Washington, Room 200 • Chicago, Illinois 60602 • Tel: 312-744-3090 • Fax: 312-744-8005

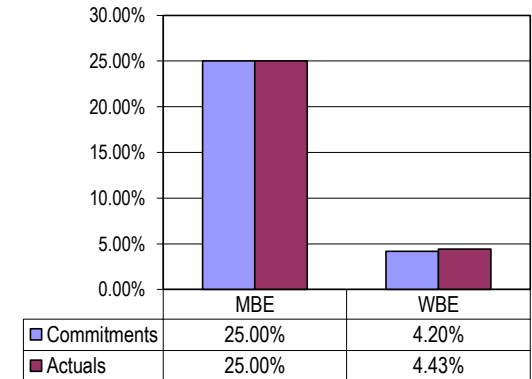


| Project Name                          | Contractor              | Original Contract Value | MBE Commitments | %      | *MBE Actuals   | %      | WBE Commitments | %     | *WBE Actuals   | %     |
|---------------------------------------|-------------------------|-------------------------|-----------------|--------|----------------|--------|-----------------|-------|----------------|-------|
| 2. Brighton Park II Elementary School | George Sollit/Oakley JV | \$26,187,000.00         | \$6,546,750.00  | 25.00% | \$5,772,928.25 | 25.00% | \$1,100,000.00  | 4.20% | \$1,021,853.99 | 4.43% |
| Subtotals:                            |                         | \$26,187,000.00         | \$6,546,750.00  | 25.00% | \$5,772,928.25 | 25.00% | \$1,100,000.00  | 4.20% | \$1,021,853.99 | 4.43% |

## Brighton Park II Elementary School EEO Report



## MBE/WBE Compliance Report

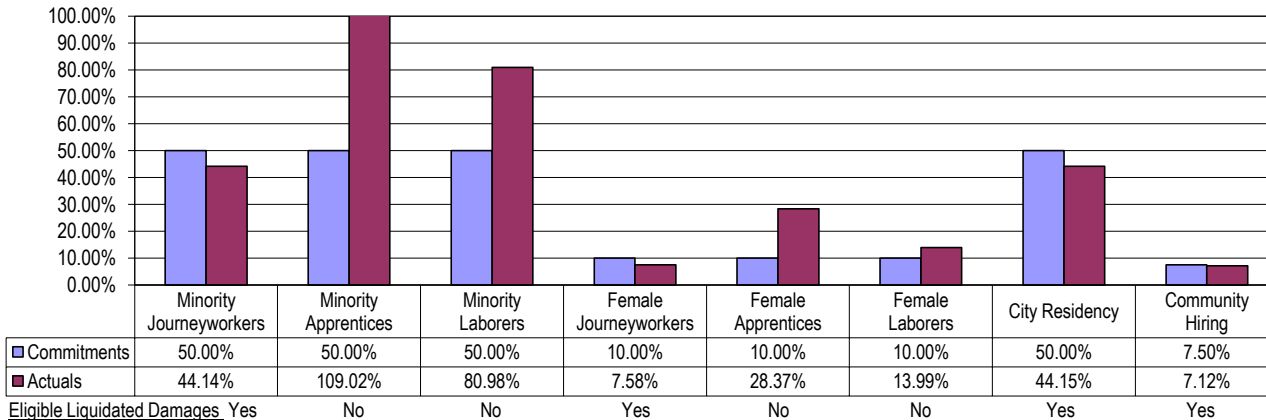


Comments: This information is as of 9/30/12 and may change as the projects financially close out.

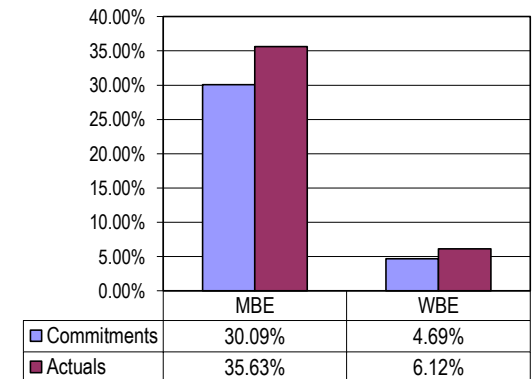
\*M/WBE Actuals are verified M/WBE payments compared to the paid to date to General Contractor as of pay app #19 on 8/17/12 at 92.23%

| Project Name                     | Contractor                | Original Contract Value | MBE Commitments | %      | *MBE Actuals    | %      | WBE Commitments | %     | *WBE Actuals   | %     |
|----------------------------------|---------------------------|-------------------------|-----------------|--------|-----------------|--------|-----------------|-------|----------------|-------|
| 3. 31st Street Harbor - Landside | James McHugh Construction | \$53,669,964.54         | \$16,150,000.00 | 30.09% | \$16,043,743.87 | 35.63% | \$2,519,000.00  | 4.69% | \$2,757,713.96 | 6.12% |
| Subtotals:                       |                           | \$53,669,964.54         | \$16,150,000.00 | 30.09% | \$16,043,743.87 | 35.63% | \$2,519,000.00  | 4.69% | \$2,757,713.96 | 6.12% |

## 31st Street Harbor - Landside EEO Report



## MBE/WBE Compliance Report



Comments: This information is as of 9/30/12 and may change as the projects financially close out.

\*M/WBE Actuals are verified M/WBE payments compared to the paid to date to General Contractor as of pay app #15 on 8/9/12 at 85.00%

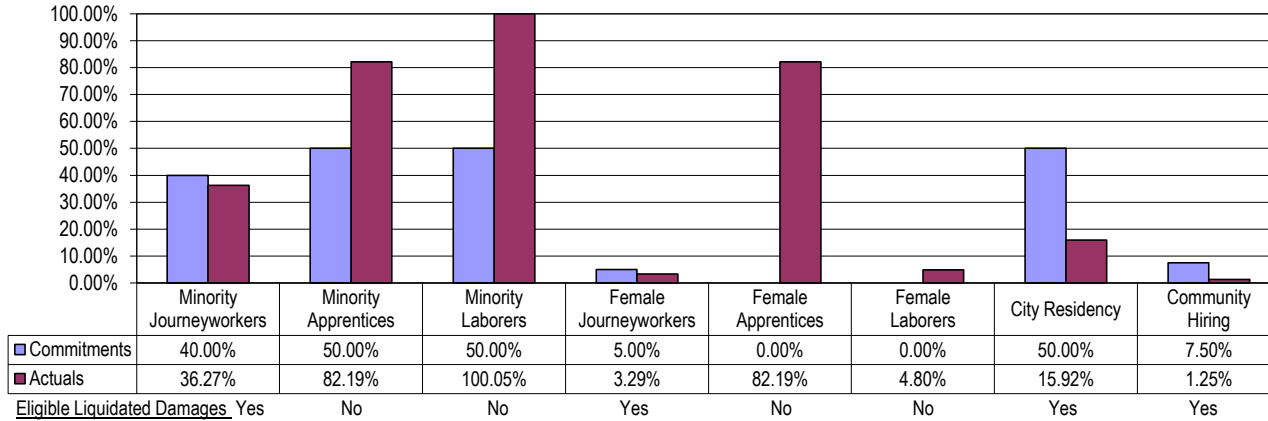
# M/WBE & EEO Compliance Report - 2012 Construction Projects Completed (1/1/12 to 9/30/12)

Public Building Commission of Chicago • Richard J. Daley Center • 50 West Washington, Room 200 • Chicago, Illinois 60602 • Tel: 312-744-3090 • Fax: 312-744-8005

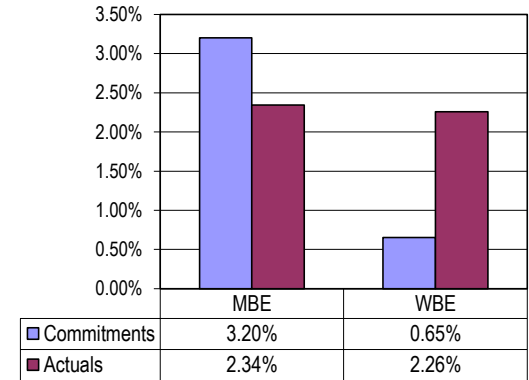


| Project Name                    | Contractor                       | Original Contract Value | MBE Commitments | %     | *MBE Actuals | %     | WBE Commitments | %     | *WBE Actuals | %     |
|---------------------------------|----------------------------------|-------------------------|-----------------|-------|--------------|-------|-----------------|-------|--------------|-------|
| 4. 31st Street Harbor - Coastal | Paschen Gillen Skipper Marine JV | \$30,316,650.00         | \$970,000.00    | 3.20% | \$600,014.61 | 2.34% | \$198,000.00    | 0.65% | \$578,242.28 | 2.26% |
| Subtotals:                      |                                  | \$30,316,650.00         | \$970,000.00    | 3.20% | \$600,014.61 | 2.34% | \$198,000.00    | 0.65% | \$578,242.28 | 2.26% |

## 31st Street Harbor - Coastal EEO Report



## MBE/WBE Compliance Report

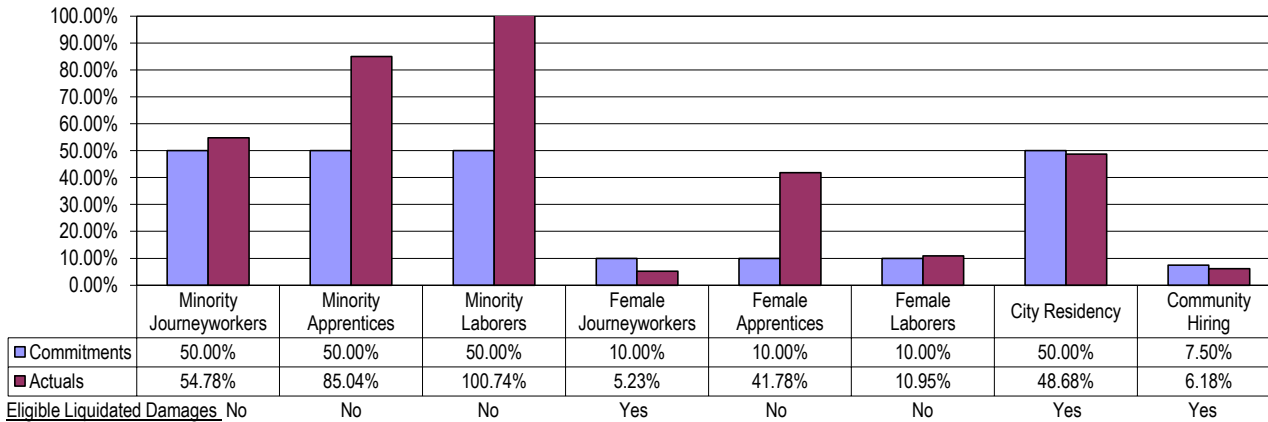


Comments: This information is as of 9/30/12 and may change as the projects financially close out.

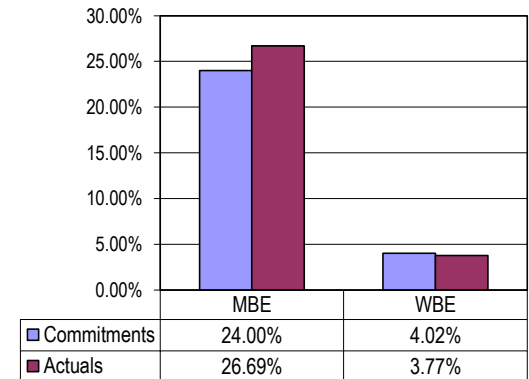
\*M/WBE Actuals are verified M/WBE payments compared to the paid to date to General Contractor as of pay app #17 on 5/3/12 at 83.00%

| Project Name         | Contractor   | Original Contract Value | MBE Commitments | %      | *MBE Actuals   | %      | WBE Commitments | %     | *WBE Actuals | %     |
|----------------------|--------------|-------------------------|-----------------|--------|----------------|--------|-----------------|-------|--------------|-------|
| 5. Engine Company 16 | F.H. Paschen | \$10,679,000.00         | \$2,563,000.00  | 24.00% | \$2,612,354.13 | 26.69% | \$429,000.00    | 4.02% | \$368,502.00 | 3.77% |
| Subtotals:           |              | \$10,679,000.00         | \$2,563,000.00  | 24.00% | \$2,612,354.13 | 26.69% | \$429,000.00    | 4.02% | \$368,502.00 | 3.77% |

## Engine Company 16 Report



## MBE/WBE Compliance Report



Comments: This information is as of 9/30/12 and may change as the projects financially close out.

\*M/WBE Actuals are verified M/WBE payments compared to the paid to date to General Contractor as of pay app #13 on 8/14/12 at 88.16%

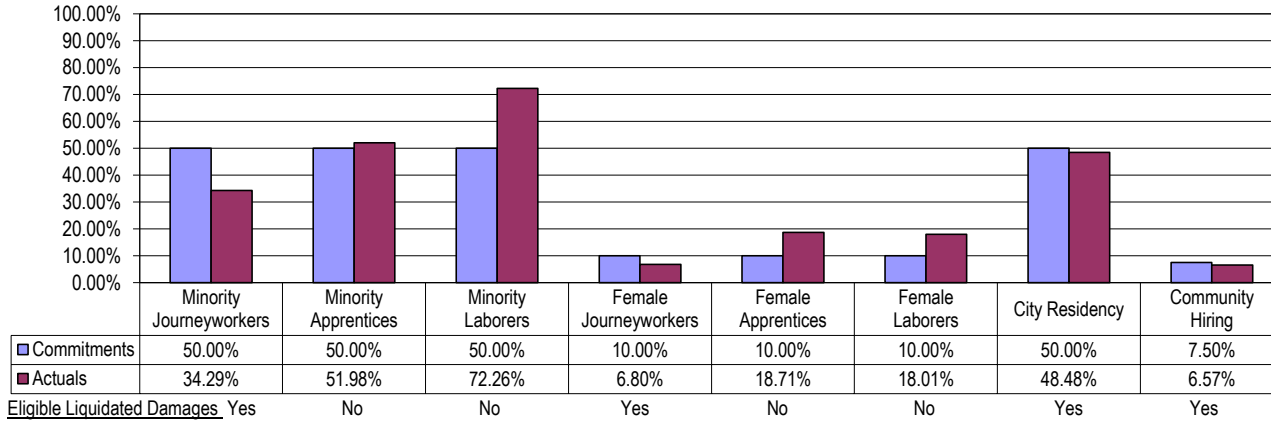
# M/WBE & EEO Compliance Report - 2012 Construction Projects Completed (1/1/12 to 9/30/12)

Public Building Commission of Chicago • Richard J. Daley Center • 50 West Washington, Room 200 • Chicago, Illinois 60602 • Tel: 312-744-3090 • Fax: 312-744-8005

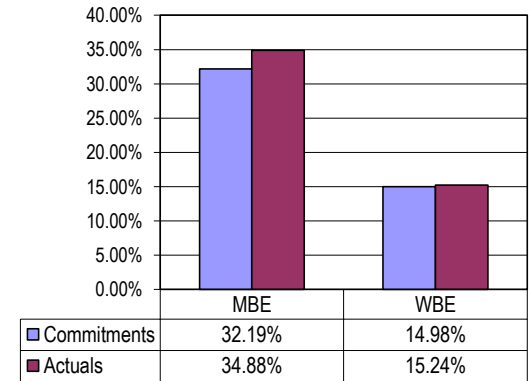


| Project Name                            | Contractor      | Original        |                |        | MBE            |        | *MBE           |        | WBE            |        | *WBE |  |
|---|-----------------|-----------------|----------------|--------|----------------|--------|----------------|--------|----------------|--------|------|--|
|   |                 | Contract Value  | Commitments    | %      | Actuals        | %      | Commitments    | %      | Actuals        | %      |      |  |
| 6. Edgebrook Elementary School Addition | Henry Bros. Co. | \$11,587,000.00 | \$3,729,296.00 | 32.19% | \$3,614,520.19 | 34.88% | \$1,736,000.00 | 14.98% | \$1,579,060.44 | 15.24% |      |  |
| Subtotals:                              |                 | \$11,587,000.00 | \$3,729,296.00 | 32.19% | \$3,614,520.19 | 34.88% | \$1,736,000.00 | 14.98% | \$1,579,060.44 | 15.24% |      |  |

## Edgebrook Elementary School Addition EEO Report



## MBE/WBE Compliance Report

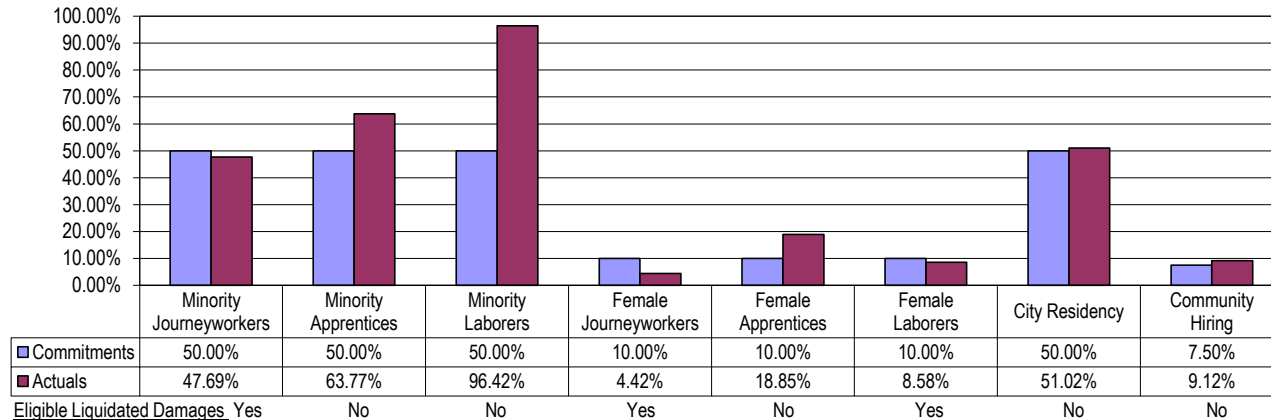


Comments: This information is as of 9/30/12 and may change as the projects financially close out.

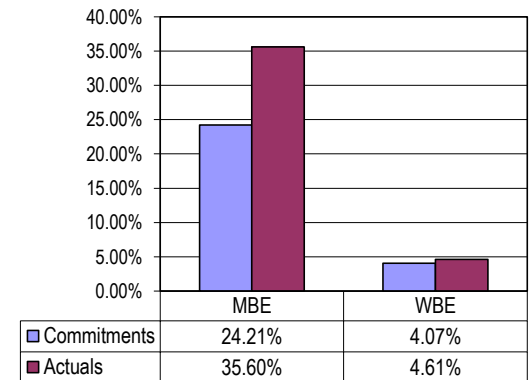
\*M/WBE Actuals are verified M/WBE payments compared to the paid to date to General Contractor as of pay app #14 on 8/31/12 at 94.75%

| Project Name                  | Contractor   | Original        |                 |        | MBE             |        | *MBE           |       | WBE            |       | *WBE |  |
|-------------------------------|--------------|-----------------|-----------------|--------|-----------------|--------|----------------|-------|----------------|-------|------|--|
|                               |              | Contract Value  | Commitments     | %      | Actuals         | %      | Commitments    | %     | Actuals        | %     |      |  |
| 7. Southwest Area High School | F.H. Paschen | \$62,452,000.00 | \$15,117,000.00 | 24.21% | \$20,060,162.12 | 35.60% | \$2,540,000.00 | 4.07% | \$2,595,090.97 | 4.61% |      |  |
| Subtotals:                    |              | \$62,452,000.00 | \$15,117,000.00 | 24.21% | \$20,060,162.12 | 35.60% | \$2,540,000.00 | 4.07% | \$2,595,090.97 | 4.61% |      |  |

## Southwest Area High School EEO Report



## MBE/WBE Compliance Report



Comments: This information is as of 9/30/12 and may change as the projects financially close out.

\*M/WBE Actuals are verified M/WBE payments compared to the paid to date to General Contractor as of pay app #23 on 8/17/12 at 98.22%

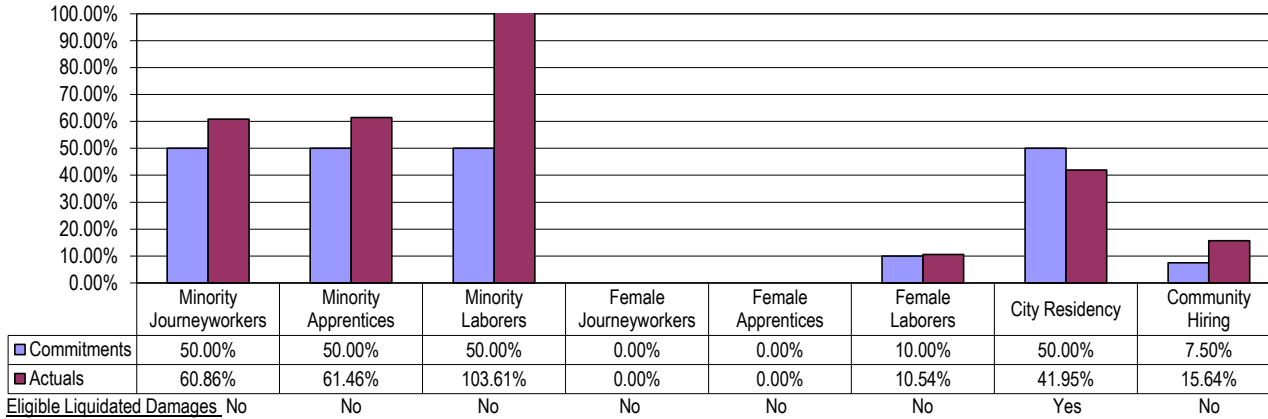
# M/WBE & EEO Compliance Report - 2012 Construction Projects Completed (1/1/12 to 9/30/12)

Public Building Commission of Chicago • Richard J. Daley Center • 50 West Washington, Room 200 • Chicago, Illinois 60602 • Tel: 312-744-3090 • Fax: 312-744-8005

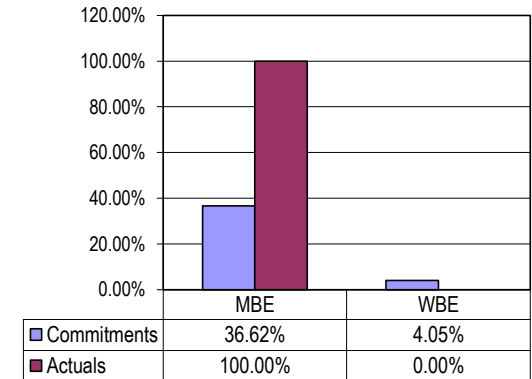


| Project Name                                   | Contractor                  | Original Contract Value | MBE          |        | *MBE         |         | WBE         |       | *WBE    |       |
|--|-----------------------------|-------------------------|--------------|--------|--------------|---------|-------------|-------|---------|-------|
|  |                             |                         | Commitments  | %      | Actuals      | %       | Commitments | %     | Actuals | %     |
| 8. Dominguez Elementary School Artificial Turf | Pan-Oceanic Engineering Co. | \$947,516.00            | \$347,000.00 | 36.62% | \$392,130.44 | 100.00% | \$38,400.00 | 4.05% | \$0.00  | 0.00% |
| Subtotals:                                     |                             | \$947,516.00            | \$347,000.00 | 36.62% | \$392,130.44 | 100.00% | \$38,400.00 | 4.05% | \$0.00  | 0.00% |

## Dominguez Elementary School Artificial Turf EEO Report



## MBE/WBE Compliance Report

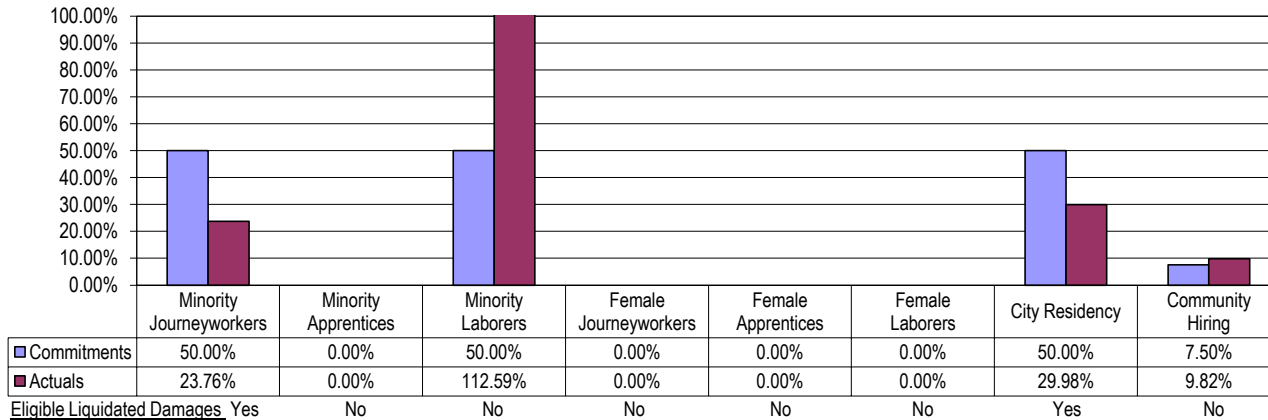


Comments: This information is as of 9/30/12 and may change as the projects financially close out.

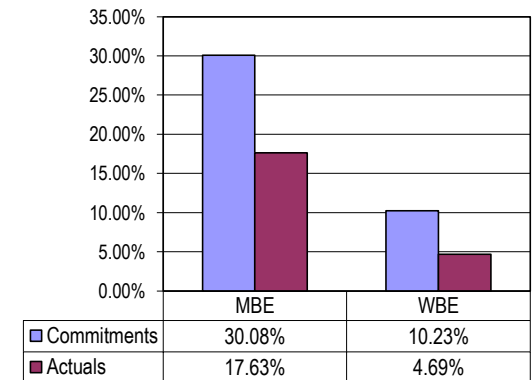
\*M/WBE Actuals are verified M/WBE payments compared to the paid to date to General Contractor as of pay app #2 on 9/14/12 at 41.39%

| Project Name                     | Contractor            | Original Contract Value | MBE          |        | *MBE         |        | WBE         |        | *WBE        |       |
|----------------------------------|-----------------------|-------------------------|--------------|--------|--------------|--------|-------------|--------|-------------|-------|
|                                  |                       |                         | Commitments  | %      | Actuals      | %      | Commitments | %      | Actuals     | %     |
| 9. Michael Reese Hospital Campus | Heneghan Wrecking Co. | \$400,600.00            | \$120,500.00 | 30.08% | \$121,965.63 | 17.63% | \$41,000.00 | 10.23% | \$32,451.26 | 4.69% |
| Subtotals:                       |                       | \$400,600.00            | \$120,500.00 | 30.08% | \$121,965.63 | 17.63% | \$41,000.00 | 10.23% | \$32,451.26 | 4.69% |

## Michael Reese Hospital Campus EEO Report



## MBE/WBE Compliance Report



Comments: This information is as of 9/30/12 and may change as the projects financially close out.

\*M/WBE Actuals are verified M/WBE payments compared to the paid to date to General Contractor as of pay app #5 on 9/14/12 at 90.02%

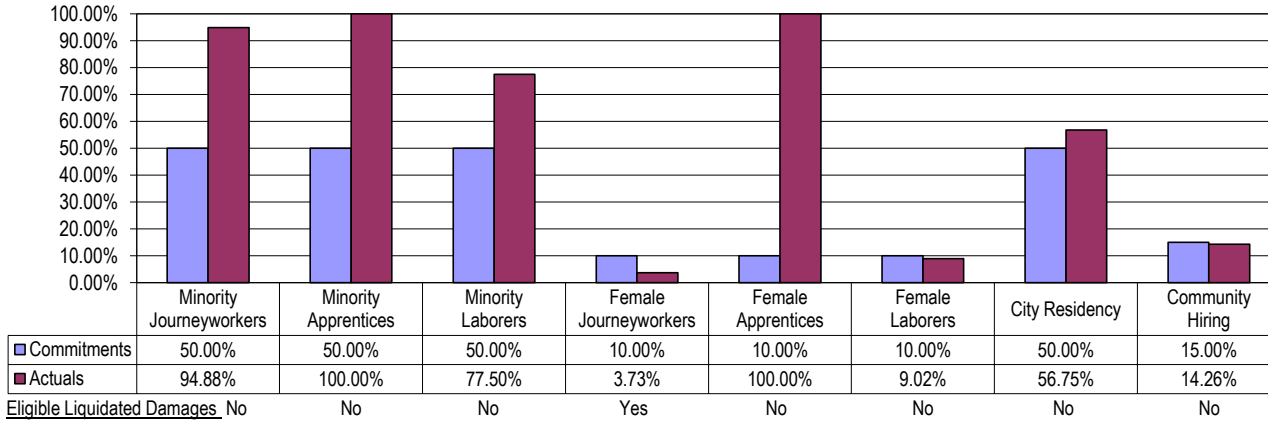
# M/WBE & EEO Compliance Report - 2012 Construction Projects Completed (1/1/12 to 9/30/12)

Public Building Commission of Chicago • Richard J. Daley Center • 50 West Washington, Room 200 • Chicago, Illinois 60602 • Tel: 312-744-3090 • Fax: 312-744-8005

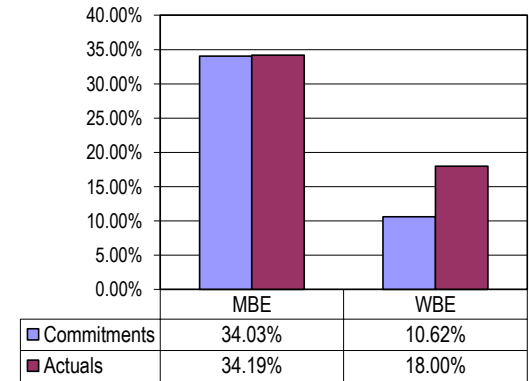


| Project Name                              | Contractor                    | Original Contract Value | MBE            |        | *MBE                  |               | WBE          |        | *WBE                  |               |
|---|-------------------------------|-------------------------|----------------|--------|-----------------------|---------------|--------------|--------|-----------------------|---------------|
|   |                               |                         | Commitments    | %      | Actuals               | %             | Commitments  | %      | Actuals               | %             |
| 10. Michael Reese Hospital - Groups E & B | Brandenburg Ind. Services Co. | \$7,980,000.00          | \$2,715,900.00 | 34.03% | <b>\$3,414,311.33</b> | <b>34.19%</b> | \$847,800.00 | 10.62% | <b>\$1,797,627.03</b> | <b>18.00%</b> |
| Subtotals:                                |                               | \$7,980,000.00          | \$2,715,900.00 | 34.03% | <b>\$3,414,311.33</b> | <b>34.19%</b> | \$847,800.00 | 10.62% | <b>\$1,797,627.03</b> | <b>18.00%</b> |

## Michael Reese Hospital - Groups E & B EEO Report



## MBE/WBE Compliance Report

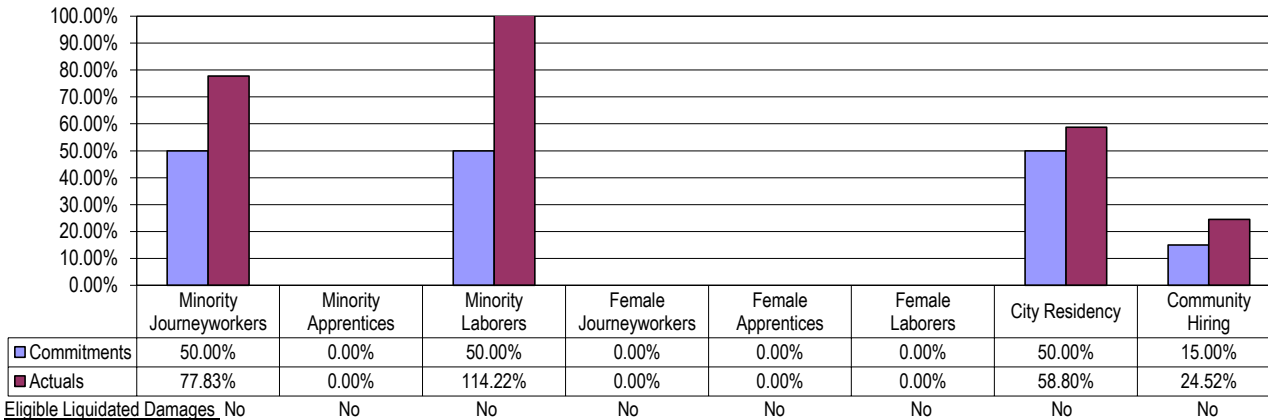


Comments: This information is as of 9/30/12 and may change as the projects financially close out.

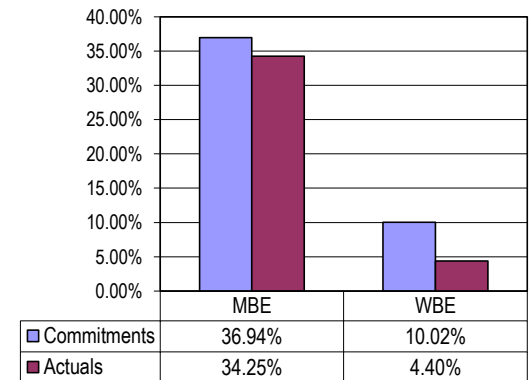
\*M/WBE Actuals are verified M/WBE payments compared to the paid to date to General Contractor as of pay app #18F on 6/1/12 at 100.00%

| Project Name                              | Contractor            | Original Contract Value | MBE            |        | *MBE                  |               | WBE          |        | *WBE                |              |
|---|-----------------------|-------------------------|----------------|--------|-----------------------|---------------|--------------|--------|---------------------|--------------|
|   |                       |                         | Commitments    | %      | Actuals               | %             | Commitments  | %      | Actuals             | %            |
| 11. Michael Reese Hospital - Groups C & D | Heneghan Wrecking Co. | \$3,194,300.00          | \$1,180,000.00 | 36.94% | <b>\$1,314,242.50</b> | <b>34.25%</b> | \$320,000.00 | 10.02% | <b>\$168,902.00</b> | <b>4.40%</b> |
| Subtotals:                                |                       | \$3,194,300.00          | \$1,180,000.00 | 36.94% | <b>\$1,314,242.50</b> | <b>34.25%</b> | \$320,000.00 | 10.02% | <b>\$168,902.00</b> | <b>4.40%</b> |

## Michael Reese Hospital - Groups C & D EEO Report



## MBE/WBE Compliance Report



Comments: This information is as of 9/30/12 and may change as the projects financially close out.

\*M/WBE Actuals are verified M/WBE payments compared to the paid to date to General Contractor as of pay app #12F on 2/22/12 at 100.00%

# M/WBE Compliance Report - 2012 Professional Service Contract Awards (1/1/12 to 9/30/12)



Public Building Commission of Chicago ▪ Richard J. Daley Center ▪ 50 West Washington, Room 200 ▪ Chicago, Illinois 60602 ▪ Tel: 312-744-3090 ▪ Fax:312-744-8005

|                          |                  |                              |
|--------------------------|------------------|------------------------------|
| Total 2012 Awards        | \$20,158,281.88  |                              |
| Total Paid to Date Value | \$16,824,534.85  |                              |
|                          | MBE Paid to Date |                              |
|                          | \$8,507,181.34   | 50.56% of Total Paid to Date |
|                          | WBE Paid to Date |                              |
|                          | \$1,540,068.09   | 9.15% of Total Paid to Date  |

|  | Total Value of Professional Service Awards | Paid To Date    | MBE Commitments | MBE Actual |                | WBE Commitments | WBE Actual     |        |                |        |
|--|--|-----------------|-----------------|------------|----------------|-----------------|----------------|--------|----------------|--------|
| 1. South Shore High School Demolition      | \$275,725.46                               | \$232,464.71    | \$106,334.00    | 38.57%     | \$103,643.50   | 44.58%          | \$3,343.00     | 1.21%  | \$2,767.50     | 1.19%  |
| 2. Brighton Park II Area Elementary School | \$2,501,624.23                             | \$2,261,389.99  | \$1,545,980.75  | 61.80%     | \$1,593,150.42 | 70.45%          | \$374,203.75   | 14.96% | \$305,027.38   | 13.49% |
| 3. 31st Street Harbor                      | \$8,695,845.00                             | \$6,931,918.26  | \$1,955,509.00  | 22.49%     | \$2,031,586.55 | 29.31%          | \$428,745.00   | 4.93%  | \$328,013.22   | 4.73%  |
| 4. Engine Company 16                       | \$1,106,539.97                             | \$995,064.05    | \$683,259.85    | 61.75%     | \$650,873.25   | 65.41%          | \$98,802.00    | 8.93%  | \$65,271.76    | 6.56%  |
| 5. Michael Reese Hospital Demolition       | \$1,005,152.13                             | \$559,053.33    | \$637,431.65    | 63.42%     | \$335,402.65   | 59.99%          | \$31,268.88    | 3.11%  | \$117,614.54   | 21.04% |
| 6. Edgebrook Elementary School Addition    | \$1,225,005.81                             | \$935,435.20    | \$548,797.38    | 44.80%     | \$436,860.97   | 46.70%          | \$555,381.50   | 45.34% | \$446,764.19   | 47.76% |
| 7. Southwest Area High School              | \$5,171,037.28                             | \$4,776,608.81  | \$3,516,669.50  | 68.01%     | \$3,314,698.50 | 69.39%          | \$290,950.00   | 5.63%  | \$254,645.00   | 5.33%  |
| 8. Dominguez Elementary School Turf        | \$177,352.00                               | \$132,600.50    | \$41,168.00     | 23.21%     | \$40,965.50    | 30.89%          | \$50,130.00    | 28.27% | \$19,964.50    | 15.06% |
| <b>Subtotals:</b>                          | \$20,158,281.88                            | \$16,824,534.85 | \$9,035,150.13  | 44.82%     | \$8,507,181.34 | 50.56%          | \$1,832,824.13 | 9.09%  | \$1,540,068.09 | 9.15%  |

## M/WBE Compliance Report - 2012 Architect of Record Awards (1/1/12 to 9/30/12)



Public Building Commission of Chicago • Richard J. Daley Center • 50 West Washington, Room 200 • Chicago, Illinois 60602 • Tel: 312-744-3090 • Fax:312-744-8005

|                          |  |
|--------------------------|--|
| Total 2012 Awards        | \$15,783,963.07                                    |
| Total Paid to Date Value | <u>\$13,647,834.92</u>                             |
|                          | <u>MBE Paid to Date</u>                            |
|                          | <u>\$7,610,068.10</u> 55.76% of Total Paid to Date |
|                          | <u>WBE Paid to Date</u>                            |
|                          | \$1,144,673.05    8.39% of Total Paid to Date      |

|            | Architect of Record                     | Total Contract Award<br>(excludes reimbursables) | Paid To Date<br>(excludes reimbursables) | MBE<br>Commitments | %              | MBE<br>Actual | %              | WBE<br>Commitments | %              | WBE<br>Actual | %              |        |
|------------|---|--|--|--------------------|----------------|---------------|----------------|--------------------|----------------|---------------|----------------|--------|
| 1.         | South Shore High School Demolition      | Hitchcock Design Group                           | \$168,183.00                             | \$142,521.00       | \$51,500.00    | 30.62%        | \$51,496.00    | 36.13%             | \$0.00         | 0.00%         | \$0.00         | 0.00%  |
| 2.         | Brighton Park II Area Elementary School | Architrave, Ltd.                                 | \$1,818,244.50                           | \$1,636,145.92     | \$1,470,518.00 | 80.88%        | \$1,517,643.92 | 92.76%             | \$150,500.00   | 8.28%         | \$118,502.00   | 7.24%  |
| 3.         | 31st Street Harbor                      | EDAW AECOM Inc.                                  | \$7,519,180.00                           | \$5,980,464.00     | \$1,864,684.00 | 24.80%        | \$1,952,025.55 | 32.64%             | \$400,420.00   | 5.33%         | \$314,619.36   | 5.26%  |
| 4.         | Engine Company 16                       | Interactive Design inc.                          | \$644,878.00                             | \$589,173.00       | \$565,000.00   | 87.61%        | \$553,600.00   | 93.96%             | \$43,000.00    | 6.67%         | \$36,112.50    | 6.13%  |
| 5.         | Michael Reese Hospital Demolition       | Nia Architects, Inc.                             | \$136,680.00                             | \$90,074.00        | \$136,680.00   | 100.00%       | \$90,074.00    | 100.00%            | \$0.00         | 0.00%         | \$0.00         | 0.00%  |
| 6.         | Edgebrook Elementary School Addition    | Altus Works, Inc                                 | \$876,526.57                             | \$701,096.00       | \$361,597.00   | 41.25%        | \$279,552.13   | 39.87%             | \$515,030.00   | 58.76%        | \$421,544.19   | 60.13% |
| 7.         | Southwest Area High School              | STR & NIA Collaborative                          | \$4,508,071.00                           | \$4,410,747.00     | \$3,323,000.00 | 73.71%        | \$3,125,379.00 | 70.86%             | \$290,200.00   | 6.44%         | \$253,895.00   | 5.76%  |
| 8.         | Dominguez Elementary School Turf        | Hitchcock Design Group                           | \$112,200.00                             | \$97,614.00        | \$40,500.00    | 36.10%        | \$40,297.50    | 35.92%             | \$0.00         | 0.00%         | \$0.00         | 0.00%  |
| Subtotals: |   |  | \$15,783,963.07                          | \$13,647,834.92    | \$7,813,479.00 | 49.50%        | \$7,610,068.10 | 55.76%             | \$1,399,150.00 | 8.86%         | \$1,144,673.05 | 8.39%  |

# MWBE Compliance Report - 2012 Environmental Consultants - Categories A, B & C Task Orders (1/1/12 to 9/30/12)



Public Building Commission of Chicago • Richard J. Daley Center • 50 West Washington, Room 200 • Chicago, Illinois 60602 • Tel: 312-744-3090 • Fax:312-744-8005

|                          |                              |
|--------------------------|------------------------------|
| Total 2012 Awards        | \$1,385,744.54               |
| Total Paid to Date Value | \$1,105,210.17               |
| MBE Paid to Date         | \$140,258.95                 |
| WBE Paid to Date         | \$215,518.10                 |
|                          | 12.69% of Total Paid to Date |
|                          | 19.50% of Total Paid to Date |

|  | Environmental Consultant - Category A, B, C | Total          |                | MBE          |        | MBE          |         | WBE          |         | WBE          |         |
|--|---|----------------|----------------|--------------|--------|--------------|---------|--------------|---------|--------------|---------|
|  |   | Contract Award | Paid To Date   | Commitments  | %      | Actual       | %       | Commitments  | %       | Actual       | %       |
| 1. South Shore High School Demolition      | N/A   | \$0.00         | \$0.00         | \$0.00       | 0.00%  | \$0.00       | 0.00%   | \$0.00       | 0.00%   | \$0.00       | 0.00%   |
| 2. Brighton Park II Area Elementary School | K-Plus Environmental, LLC                   | \$1,950.00     | \$1,950.00     | \$0.00       | 0.00%  | \$0.00       | 0.00%   | \$0.00       | 0.00%   | \$0.00       | 0.00%   |
| Brighton Park II Area Elementary School    | Kowalenko Consulting Group, Inc.            | \$201,259.00   | \$164,787.00   | \$0.00       | 0.00%  | \$0.00       | 0.00%   | \$201,259.00 | 100.00% | \$164,787.00 | 100.00% |
| Brighton Park II Area Elementary School    | Civil & Environmental Consultants, Inc.     | \$274,023.73   | \$255,708.79   | \$20,396.00  | 7.44%  | \$20,936.00  | 8.19%   | \$6,800.00   | 2.48%   | \$6,800.00   | 2.66%   |
| 3. 31st Street Harbor                      | N/A   | \$0.00         | \$0.00         | \$0.00       | 0.00%  | \$0.00       | 0.00%   | \$0.00       | 0.00%   | \$0.00       | 0.00%   |
| 4. Engine Company 16                       | Professional Services Industries, Inc.      | \$48,089.19    | \$30,256.35    | \$22,826.35  | 47.47% | \$1,931.00   | 6.38%   | \$3,000.00   | 6.24%   | \$3,000.00   | 9.92%   |
| Engine Company 16                          | Environmental Protection Industries         | \$199,839.28   | \$192,497.04   | \$0.00       | 0.00%  | \$0.00       | 0.00%   | \$6,379.00   | 3.19%   | \$1,968.60   | 1.02%   |
| 5. Michael Reese Hospital Demolition       | AECOM                                       | \$238,395.00   | \$143,917.54   | \$36,000.00  | 15.10% | \$36,000.00  | 25.01%  | \$0.00       | 0.00%   | \$0.00       | 0.00%   |
| Michael Reese Hospital Demolition          | Carnow, Conibear & Associates, LTD.         | \$27,399.84    | \$4,180.00     | \$5,438.00   | 19.85% | \$0.00       | 0.00%   | \$21,961.84  | 80.15%  | \$4,180.00   | 100.00% |
| Michael Reese Hospital Demolition          | R3 Environmental, Inc.                      | \$2,675.00     | \$2,675.00     | \$0.00       | 0.00%  | \$0.00       | 0.00%   | \$0.00       | 0.00%   | \$0.00       | 0.00%   |
| 6. Edgebrook Elementary School Addition    | Environmental Protection Industries         | \$1,125.00     | \$900.00       | \$0.00       | 0.00%  | \$0.00       | 0.00%   | \$0.00       | 0.00%   | \$0.00       | 0.00%   |
| Edgebrook Elementary School Addition       | Carnow, Conibear & Associates, LTD.         | \$23,062.50    | \$16,050.00    | \$0.00       | 0.00%  | \$0.00       | 0.00%   | \$23,062.50  | 100.00% | \$16,050.00  | 100.00% |
| Edgebrook Elementary School Addition       | Environmental Design International, Inc.    | \$126,576.00   | \$81,391.95    | \$89,851.00  | 70.99% | \$81,391.95  | 100.00% | \$7,950.00   | 6.28%   | \$0.00       | 0.00%   |
| 7. Southwest Area High School              | Terracon Inc.                               | \$198,720.00   | \$192,164.00   | \$4,350.00   | 2.19%  | \$0.00       | 0.00%   | \$0.00       | 0.00%   | \$0.00       | 0.00%   |
| 8. Dominguez Elementary School Turf        | Carnow, Conibear & Associates, LTD.         | \$42,630.00    | \$18,732.50    | \$0.00       | 0.00%  | \$0.00       | 0.00%   | \$42,630.00  | 100.00% | \$18,732.50  | 100.00% |
| Subtotal                                   |   | \$1,385,744.54 | \$1,105,210.17 | \$178,861.35 | 12.91% | \$140,258.95 | 12.69%  | \$313,042.34 | 22.59%  | \$215,518.10 | 19.50%  |

# M/WBE Compliance Report - 2012 Environmental Consultants - Renovation & Demolition Task Orders (1/1/12 to 9/30/12)



Public Building Commission of Chicago • Richard J. Daley Center • 50 West Washington, Room 200 • Chicago, Illinois 60602 • Tel: 312-744-3090 • Fax:312-744-8005

Total 2012 Awards  
Total Paid to Date Value

|                     |                              |
|---------------------|------------------------------|
| \$670,167.00        |                              |
| <b>\$371,666.50</b> |                              |
| MBE Paid to Date    |                              |
| \$256,038.15        | 68.89% of Total Paid to Date |
| WBE Paid to Date    |                              |
| \$115,628.35        | 31.11% of Total Paid to Date |

|  | Environmental Consultant - Renovation & Demolition | Total Contract Award | Paid To Date | MBE Commitments | %      | MBE Actual   | %      | WBE Commitments | %       | WBE Actual   | %       |
|--|--|----------------------|--------------|-----------------|--------|--------------|--------|-----------------|---------|--------------|---------|
| 1. South Shore High School Demolition      | GSG Consultants, Inc.                              | \$67,870.00          | \$54,915.00  | \$54,834.00     | 80.79% | \$52,147.50  | 94.96% | \$3,343.00      | 4.93%   | \$2,767.50   | 5.04%   |
| 2. Brighton Park II Area Elementary School | N/A  | \$0.00               | \$0.00       | \$0.00          | 0.00%  | \$0.00       | 0.00%  | \$0.00          | 0.00%   | \$0.00       | 0.00%   |
| 3. 31st Street Harbor                      | N/A  | \$0.00               | \$0.00       | \$0.00          | 0.00%  | \$0.00       | 0.00%  | \$0.00          | 0.00%   | \$0.00       | 0.00%   |
| 4. Engine Company 16                       | N/A  | \$0.00               | \$0.00       | \$0.00          | 0.00%  | \$0.00       | 0.00%  | \$0.00          | 0.00%   | \$0.00       | 0.00%   |
| 5. Michael Reese Hospital Demolition       | Carnow, Conibear, & Associates, Ltd                | \$130,500.00         | \$104,127.50 | \$0.00          | 0.00%  | \$0.00       | 0.00%  | \$130,500.00    | 100.00% | \$104,127.50 | 100.00% |
| Michael Reese Hospital Demolition          | GSG Consultants, Inc.                              | \$468,047.00         | \$212,624.00 | \$459,313.65    | 98.13% | \$203,890.65 | 95.89% | \$8,733.35      | 1.87%   | \$8,733.35   | 4.11%   |
| 6. Edgebrook Elementary School Addition    | GSG Consultants, Inc.                              | \$3,750.00           | \$0.00       | \$3,581.00      | 95.49% | \$0.00       | 0.00%  | \$169.00        | 4.51%   | \$0.00       | 0.00%   |
| 7. Southwest Area High School              | N/A  | \$0.00               | \$0.00       | \$0.00          | 0.00%  | \$0.00       | 0.00%  | \$0.00          | 0.00%   | \$0.00       | 0.00%   |
| 8. Dominguez Elementary School Turf        | N/A  | \$0.00               | \$0.00       | \$0.00          | 0.00%  | \$0.00       | 0.00%  | \$0.00          | 0.00%   | \$0.00       | 0.00%   |

## M/WBE Compliance Report - 2012 Traffic Study Task Orders (1/1/12 to 9/30/12)



Public Building Commission of Chicago ▪ Richard J. Daley Center ▪ 50 West Washington, Room 200 ▪ Chicago, Illinois 60602 ▪ Tel: 312-744-3090 ▪ Fax: 312-744-8005

|                          |   |
|--------------------------|---|
| Total 2012 Awards        | \$28,725.00                                   |
| Total Paid to Date Value | <u>\$28,239.03</u>                            |
|                          | <u>MBE Paid to Date</u>                       |
|                          | \$3,725.00      13.19% of Total Paid to Date  |
|                          | <u>WBE Paid to Date</u>                       |
|                          | \$12,825.00      45.42% of Total Paid to Date |

|  | Traffic Study Consultant                     | Total Contract Award | Paid To Date | MBE Commitments | %      | MBE Actual | %      | WBE Commitments | %       | WBE Actual  | %       |
|--|--|----------------------|--------------|-----------------|--------|------------|--------|-----------------|---------|-------------|---------|
| 1. South Shore High School Demolition      | N/A  | \$0.00               | \$0.00       | \$0.00          | 0.00%  | \$0.00     | 0.00%  | \$0.00          | 0.00%   | \$0.00      | 0.00%   |
| 2. Brighton Park II Area Elementary School | Regina Webster & Associates, Inc.            | \$7,425.00           | \$7,425.00   | \$0.00          | 0.00%  | \$0.00     | 0.00%  | \$7,425.00      | 100.00% | \$7,425.00  | 100.00% |
| 3. 31st Street Harbor                      | N/A  | \$0.00               | \$0.00       | \$0.00          | 0.00%  | \$0.00     | 0.00%  | \$0.00          | 0.00%   | \$0.00      | 0.00%   |
| 4. Engine Company 16                       | Kenig, Lindgren, O'Hara, Aboona, Inc. (KLOA) | \$4,200.00           | \$4,200.00   | \$1,050.00      | 25.00% | \$1,050.00 | 25.00% | \$750.00        | 17.86%  | \$750.00    | 17.86%  |
| 5. Michael Reese Hospital Demolition       | N/A  | \$0.00               | \$0.00       | \$0.00          | 0.00%  | \$0.00     | 0.00%  | \$0.00          | 0.00%   | \$0.00      | 0.00%   |
| 6. Edgebrook Elementary School Addition    | Regina Webster & Associates, Inc.            | \$5,200.00           | \$5,200.00   | \$1,300.00      | 25.00% | \$1,300.00 | 25.00% | \$3,900.00      | 75.00%  | \$3,900.00  | 75.00%  |
| 7. Southwest Area High School              | Kenig, Lindgren, O'Hara, Aboona, Inc. (KLOA) | \$11,900.00          | \$11,414.03  | \$1,375.00      | 11.55% | \$1,375.00 | 12.05% | \$750.00        | 6.30%   | \$750.00    | 6.57%   |
| 8. Dominguez Elementary School Turf        | N/A  | \$0.00               | \$0.00       | \$0.00          | 0.00%  | \$0.00     | 0.00%  | \$0.00          | 0.00%   | \$0.00      | 0.00%   |
| Subtotals:                                 |  | \$28,725.00          | \$28,239.03  | \$3,725.00      | 12.97% | \$3,725.00 | 13.19% | \$12,825.00     | 44.65%  | \$12,825.00 | 45.42%  |

# M/WBE Compliance Report - 2012 Geotechnical Service Task Orders (1/1/12 to 9/30/12)



Public Building Commission of Chicago • Richard J. Daley Center • 50 West Washington, Room 200 • Chicago, Illinois 60602 • Tel: 312-744-3090 • Fax:312-744-8005

|                          |   |
|--------------------------|---|
| Total 2012 Awards        | \$169,900.32                                    |
| Total Paid to Date Value | <u>\$161,090.75</u>                             |
|                          | <u>MBE Paid to Date</u>                         |
|                          | <u>\$87,427.39</u> 54.27% of Total Paid to Date |
|                          | <u>WBE Paid to Date</u>                         |
|                          | \$5,270.00    3.27% of Total Paid to Date       |

|            | Geotechnical Consultant                 | Total Contract Award                      | Paid To Date | MBE Commitments | %           | MBE Actual | %           | Commitments | %          | WBE Actual | %          |        |
|------------|---|---|--------------|-----------------|-------------|------------|-------------|-------------|------------|------------|------------|--------|
| 1.         | South Shore High School Demolition      | N/A                                       | \$0.00       | \$0.00          | \$0.00      | 0.00%      | \$0.00      | 0.00%       | \$0.00     | 0.00%      | \$0.00     | 0.00%  |
| 2.         | Brighton Park II Area Elementary School | N/A                                       | \$0.00       | \$0.00          | \$0.00      | 0.00%      | \$0.00      | 0.00%       | \$0.00     | 0.00%      | \$0.00     | 0.00%  |
| 3.         | 31st Street Harbor                      | N/A                                       | \$0.00       | \$0.00          | \$0.00      | 0.00%      | \$0.00      | 0.00%       | \$0.00     | 0.00%      | \$0.00     | 0.00%  |
| 4.         | Engine Company 16                       | GSG Consultants, Inc                      | \$33,807.50  | \$33,807.50     | \$33,807.50 | 100.00%    | \$33,807.50 | 100.00%     | \$0.00     | 0.00%      | \$0.00     | 0.00%  |
| 5.         | Michael Reese Hospital Demolition       | N/A                                       | \$0.00       | \$0.00          | \$0.00      | 0.00%      | \$0.00      | 0.00%       | \$0.00     | 0.00%      | \$0.00     | 0.00%  |
| 6.         | Edgebrook Elementary School Addition    | Wang Engineering                          | \$4,598.74   | \$4,368.25      | \$4,598.74  | 100.00%    | \$4,368.25  | 100.00%     | \$0.00     | 0.00%      | \$0.00     | 0.00%  |
|            | Edgebrook Elementary School Addition    | Versar, Inc.                              | \$21,654.00  | \$19,630.00     | \$12,376.64 | 57.16%     | \$12,376.64 | 63.05%      | \$5,270.00 | 24.34%     | \$5,270.00 | 26.85% |
| 7.         | Southwest Area High School              | Environmental Protection Industries, Inc. | \$72,965.08  | \$66,410.00     | \$0.00      | 0.00%      | \$0.00      | 0.00%       | \$0.00     | 0.00%      | \$0.00     | 0.00%  |
|            | Southwest Area High School              | GSG Consultants, Inc                      | \$36,875.00  | \$36,875.00     | \$36,875.00 | 100.00%    | \$36,875.00 | 100.00%     | \$0.00     | 0.00%      | \$0.00     | 0.00%  |
| 8.         | Dominguez Elementary School Turf        | N/A                                       | \$0.00       | \$0.00          | \$0.00      | 0.00%      | \$0.00      | 0.00%       | \$0.00     | 0.00%      | \$0.00     | 0.00%  |
| Subtotals: |   |   | \$169,900.32 | \$161,090.75    | \$87,657.88 | 51.59%     | \$87,427.39 | 54.27%      | \$5,270.00 | 3.10%      | \$5,270.00 | 3.27%  |

# M/WBE Compliance Report - 2012 Commissioning Authority Task Orders (1/1/12 to 9/30/12)



Public Building Commission of Chicago • Richard J. Daley Center • 50 West Washington, Room 200 • Chicago, Illinois 60602 • Tel: 312-744-3090 • Fax:312-744-8005

|                          |                              |
|--------------------------|------------------------------|
| Total 2012 Awards        | \$119,415.00                 |
| Total Paid to Date Value | \$88,084.00                  |
| MBE Paid to Date         | \$12,135.00                  |
|                          | 13.78% of Total Paid to Date |
| WBE Paid to Date         | \$6,549.00                   |
|                          | 7.43% of Total Paid to Date  |

|            | Commissioning Authority                 | Total Contract Award | Paid To Date | MBE Commitments | %           | MBE Actual | %           | WBE Commitments | %      | WBE Actual | %      |
|------------|---|----------------------|--------------|-----------------|-------------|------------|-------------|-----------------|--------|------------|--------|
| 1.         | South Shore High School Demolition      | N/A                  | \$0.00       | \$0.00          | 0.00%       | \$0.00     | 0.00%       | \$0.00          | 0.00%  | \$0.00     | 0.00%  |
| 2.         | Brighton Park II Area Elementary School | N/A                  | \$0.00       | \$0.00          | 0.00%       | \$0.00     | 0.00%       | \$0.00          | 0.00%  | \$0.00     | 0.00%  |
| 3.         | 31st Street Harbor                      | E Cube Inc.          | \$58,425.00  | \$45,611.50     | \$10,875.00 | 18.61%     | \$0.00      | \$8,325.00      | 14.25% | \$0.00     | 0.00%  |
| 4.         | Engine Company 16                       | SSRCx/Cotter Inc.    | \$60,990.00  | \$42,472.50     | \$12,135.00 | 19.90%     | \$12,135.00 | \$27,303.00     | 44.77% | \$6,549.00 | 15.42% |
| 5.         | Michael Reese Hospital Demolition       | N/A                  | \$0.00       | \$0.00          | \$0.00      | 0.00%      | \$0.00      | \$0.00          | 0.00%  | \$0.00     | 0.00%  |
| 6.         | Edgebrook Elementary School Addition    | N/A                  | \$0.00       | \$0.00          | \$0.00      | 0.00%      | \$0.00      | \$0.00          | 0.00%  | \$0.00     | 0.00%  |
| 7.         | Southwest Area High School              | N/A                  | \$0.00       | \$0.00          | \$0.00      | 0.00%      | \$0.00      | \$0.00          | 0.00%  | \$0.00     | 0.00%  |
| 8.         | Dominguez Elementary School Turf        | N/A                  | \$0.00       | \$0.00          | \$0.00      | 0.00%      | \$0.00      | \$0.00          | 0.00%  | \$0.00     | 0.00%  |
| Subtotals: |   |                      | \$119,415.00 | \$88,084.00     | \$23,010.00 | 19.27%     | \$12,135.00 | \$35,628.00     | 29.84% | \$6,549.00 | 7.43%  |

# M/WBE Compliance Report - 2012 Material Testing and Investigation Services Task Orders (1/1/12 to 9/30/12)



Public Building Commission of Chicago • Richard J. Daley Center • 50 West Washington, Room 200 • Chicago, Illinois 60602 • Tel: 312-744-3090 • Fax:312-744-8005

|                          |                              |
|--------------------------|------------------------------|
| Total 2012 Awards        | \$1,853,130.28               |
| Total Paid to Date Value | \$1,304,252.93               |
| MBE Paid to Date         | \$311,404.75                 |
|                          | 23.88% of Total Paid to Date |
| WBE Paid to Date         | \$9,881.88                   |
|                          | 0.76% of Total Paid to Date  |

|            | Material Testing and Investigation Services | Total Contract Award                       | Paid To Date   | MBE Commitments | %            | MBE Actual | %            | WBE Commitments | %           | WBE Actual | %          |       |
|------------|---|--|----------------|-----------------|--------------|------------|--------------|-----------------|-------------|------------|------------|-------|
| 1.         | South Shore High School Demolition          | ECS Midwest, LLC                           | \$36,325.00    | \$31,681.25     | \$0.00       | 0.00%      | \$0.00       | 0.00%           | \$0.00      | 0.00%      | 0.00%      |       |
| 2.         | Brighton Park II Area Elementary School     | ECS Midwest, LLC                           | \$145,915.00   | \$145,915.00    | \$36,478.75  | 25.00%     | \$36,473.50  | 25.00%          | \$7,295.75  | 5.00%      | \$7,513.38 | 5.15% |
|            | Brighton Park II Area Elementary School     | K&S Engineers                              | \$18,480.00    | \$17,101.00     | \$17,556.00  | 95.00%     | \$17,101.00  | 100.00%         | \$924.00    | 5.00%      | \$0.00     | 0.00% |
| 3.         | 31st Street Harbor                          | Great Lakes Soil & Environmental (Interra) | \$59,950.00    | \$59,950.00     | \$59,950.00  | 100.00%    | \$59,950.00  | 100.00%         | \$0.00      | 0.00%      | \$0.00     | 0.00% |
|            | 31st Street Harbor                          | Terracon Consultants, Inc.                 | \$161,163.00   | \$144,367.15    | \$20,000.00  | 12.41%     | \$19,611.00  | 13.58%          | \$0.00      | 0.00%      | \$0.00     | 0.00% |
|            | 31st Street Harbor                          | W.F. Baird & Associates, Ltd.              | \$875,147.00   | \$686,151.75    | \$0.00       | 0.00%      | \$0.00       | 0.00%           | \$0.00      | 0.00%      | \$0.00     | 0.00% |
| 4.         | Engine Company 16                           | ECS Midwest, LLC                           | \$47,420.00    | \$36,818.50     | \$11,855.00  | 25.00%     | \$11,763.75  | 31.95%          | \$2,370.00  | 5.00%      | \$2,368.50 | 6.43% |
|            | Engine Company 16                           | GSG Material Testing, Inc.                 | \$35,130.00    | \$35,130.00     | \$35,130.00  | 100.00%    | \$35,130.00  | 100.00%         | \$0.00      | 0.00%      | \$0.00     | 0.00% |
| 5.         | Michael Reese Hospital Demolition           | N/A  | \$0.00         | \$0.00          | \$0.00       | 0.00%      | \$0.00       | 0.00%           | \$0.00      | 0.00%      | \$0.00     | 0.00% |
| 6.         | Edgebrook Elementary School Addition        | Terracon Consultants, Inc.                 | \$110,000.00   | \$68,538.00     | \$22,980.00  | 20.89%     | \$19,611.00  | 28.61%          | \$0.00      | 0.00%      | \$0.00     | 0.00% |
| 7.         | Southwest Area High School                  | Great Lakes Soil & Environmental (Interra) | \$32,738.00    | \$32,738.00     | \$32,738.00  | 100.00%    | \$32,738.00  | 100.00%         | \$0.00      | 0.00%      | \$0.00     | 0.00% |
|            | Southwest Area High School                  | SEECO Consultants, Inc.                    | \$316,508.28   | \$31,508.28     | \$79,026.50  | 24.97%     | \$79,026.50  | 250.81%         | \$0.00      | 0.00%      | \$0.00     | 0.00% |
| 8.         | Dominguez Elementary School Turf            | SEECO Consultants, Inc.                    | \$14,354.00    | \$14,354.00     | \$0.00       | 0.00%      | \$0.00       | 0.00%           | \$0.00      | 0.00%      | \$0.00     | 0.00% |
| Subtotals: |   |  | \$1,853,130.28 | \$1,304,252.93  | \$315,714.25 | 17.04%     | \$311,404.75 | 23.88%          | \$10,589.75 | 0.57%      | \$9,881.88 | 0.76% |

# M/WBE Compliance Report - 2012 Surveyor Task Orders (1/1/12 to 9/30/12)



Public Building Commission of Chicago ▪ Richard J. Daley Center ▪ 50 West Washington, Room 200 ▪ Chicago, Illinois 60602 ▪ Tel: 312-744-3090 ▪ Fax: 312-744-8005

|                          |   |
|--------------------------|---|
| Total 2012 Awards        | \$104,170.00                                  |
| Total Paid to Date Value | <u>\$103,450.00</u>                           |
|                          | <u>MBE Paid to Date</u>                       |
|                          | \$70,425.00      68.08% of Total Paid to Date |
|                          | <u>WBE Paid to Date</u>                       |
|                          | \$0.00      0.00% of Total Paid to Date       |

|  | Surveyors                                | Total Contract Award | Paid To Date | MBE Commitments | %       | MBE Actual  | %       | WBE Commitments | %     | WBE Actual | %     |
|--|--|----------------------|--------------|-----------------|---------|-------------|---------|-----------------|-------|------------|-------|
| 1. South Shore High School Demolition      | N/A                                      | \$0.00               | \$0.00       | \$0.00          | 0.00%   | \$0.00      | 0.00%   | \$0.00          | 0.00% | \$0.00     | 0.00% |
| 2. Brighton Park II Area Elementary School | C.M. Lavoie & Associates, Inc.           | \$18,295.00          | \$18,295.00  | \$0.00          | 0.00%   | \$0.00      | 0.00%   | \$0.00          | 0.00% | \$0.00     | 0.00% |
| 3. 31st Street Harbor                      | N/A                                      | \$0.00               | \$0.00       | \$0.00          | 0.00%   | \$0.00      | 0.00%   | \$0.00          | 0.00% | \$0.00     | 0.00% |
| 4. Engine Company 16                       | McBride Engineering, Inc.                | \$14,730.00          | \$14,730.00  | \$0.00          | 0.00%   | \$0.00      | 0.00%   | \$0.00          | 0.00% | \$0.00     | 0.00% |
| 5. Michael Reese Hospital Demolition       | N/A                                      | \$0.00               | \$0.00       | \$0.00          | 0.00%   | \$0.00      | 0.00%   | \$0.00          | 0.00% | \$0.00     | 0.00% |
| 6. Edgebrook Elementary School Addition    | Tecma Associates, Inc.                   | \$31,840.00          | \$31,120.00  | \$31,840.00     | 100.00% | \$31,120.00 | 100.00% | \$0.00          | 0.00% | \$0.00     | 0.00% |
| 7. Southwest Area High School              | Environmental Design International, Inc. | \$39,305.00          | \$39,305.00  | \$39,305.00     | 100.00% | \$39,305.00 | 100.00% | \$0.00          | 0.00% | \$0.00     | 0.00% |
| 8. Dominguez Elementary School Turf        | N/A                                      | \$0.00               | \$0.00       | \$0.00          | 0.00%   | \$0.00      | 0.00%   | \$0.00          | 0.00% | \$0.00     | 0.00% |
| Subtotals:                                 |  | \$104,170.00         | \$103,450.00 | \$71,145.00     | 68.30%  | \$70,425.00 | 68.08%  | \$0.00          | 0.00% | \$0.00     | 0.00% |

# M/WBE Compliance Report - 2012 Construction Signage Task Orders (1/1/12 to 9/30/12)



Public Building Commission of Chicago • Richard J. Daley Center • 50 West Washington, Room 200 • Chicago, Illinois 60602 • Tel: 312-744-3090 • Fax:312-744-8005

|                          |   |
|--------------------------|---|
| Total 2012 Awards        | \$7,729.00                              |
| Total Paid to Date Value | \$7,693.00                              |
| MBE Paid to Date         | \$3,793.00 49.30% of Total Paid to Date |
| WBE Paid to Date         | \$0.00 0.00% of Total Paid to Date      |

|            | Construction Signage                    | Total Contract Award  | Paid To Date | MBE Commitments | %          | MBE Actual | %          | Commitments | %      | WBE Actual | %      |       |
|------------|---|-----------------------|--------------|-----------------|------------|------------|------------|-------------|--------|------------|--------|-------|
| 1.         | South Shore High School Demolition      | N/A                   | \$0.00       | \$0.00          | \$0.00     | 0.00%      | \$0.00     | 0.00%       | \$0.00 | 0.00%      | \$0.00 | 0.00% |
| 2.         | Brighton Park II Area Elementary School | The Blue Print Shoppe | \$1,032.00   | \$996.00        | \$1,032.00 | 100.00%    | \$996.00   | 100.00%     | \$0.00 | 0.00%      | \$0.00 | 0.00% |
| 3.         | 31st Street Harbor                      | H.M. Witt & Co.       | \$1,980.00   | \$1,980.00      | \$0.00     | 0.00%      | \$0.00     | 0.00%       | \$0.00 | 0.00%      | \$0.00 | 0.00% |
| 4.         | Engine Company 16                       | The Blue Print Shoppe | \$1,456.00   | \$1,456.00      | \$1,456.00 | 100.00%    | \$1,456.00 | 100.00%     | \$0.00 | 0.00%      | \$0.00 | 0.00% |
| 5.         | Michael Reese Hospital Demolition       | NA                    | \$0.00       | \$0.00          | \$0.00     | 0.00%      | \$0.00     | 0.00%       | \$0.00 | 0.00%      | \$0.00 | 0.00% |
| 6.         | Edgebrook Elementary School Addition    | Sign-A-Rama           | \$673.00     | \$673.00        | \$673.00   | 100.00%    | \$673.00   | 100.00%     | \$0.00 | 0.00%      | \$0.00 | 0.00% |
| 7.         | Southwest Area High School              | H.M. Witt & Co.       | \$1,920.00   | \$1,920.00      | \$0.00     | 0.00%      | \$0.00     | 0.00%       | \$0.00 | 0.00%      | \$0.00 | 0.00% |
| 8.         | Dominguez Elementary School Turf        | The Blue Print Shoppe | \$668.00     | \$668.00        | \$668.00   | 100.00%    | \$668.00   | 100.00%     | \$0.00 | 0.00%      | \$0.00 | 0.00% |
| Subtotals: |   |                       | \$7,729.00   | \$7,693.00      | \$3,829.00 | 49.54%     | \$3,793.00 | 49.30%      | \$0.00 | 0.00%      | \$0.00 | 0.00% |

# M/WBE Compliance Report - 2012 Printing Service Task Orders (1/1/12 to 9/30/12)

Public Building Commission of Chicago • Richard J. Daley Center • 50 West Washington, Room 200 • Chicago, Illinois 60602 • Tel: 312-744-3090 • Fax:312-744-8005



|                          |   |
|--------------------------|---|
| Total 2012 Awards        | \$108,302.75                                  |
| Total Paid to Date Value | \$73,423.55                                   |
|                          | <u>MBE Paid to Date</u>                       |
|                          | \$6,468.00      8.81% of Total Paid to Date   |
|                          | <u>WBE Paid to Date</u>                       |
|                          | \$29,722.71      40.48% of Total Paid to Date |

| Printing Services                          |                                   | Total<br>Contract Award | Paid<br>To Date | MBE<br>Commitments | %       | MBE<br>Actual | %       | WBE<br>Commitments | %       | WBE<br>Actual | %       |
|--|-----------------------------------|-------------------------|-----------------|--------------------|---------|---------------|---------|--------------------|---------|---------------|---------|
| 1. South Shore High School Demolition      | Springer Blue Print Service, Inc. | \$3,347.46              | \$3,347.46      | \$0.00             | 0.00%   | \$0.00        | 0.00%   | \$0.00             | 0.00%   | \$0.00        | 0.00%   |
| 2. Brighton Park II Area Elementary School | Springer Blue Print Service, Inc. | \$15,000.00             | \$13,066.28     | \$0.00             | 0.00%   | \$0.00        | 0.00%   | \$0.00             | 0.00%   | \$0.00        | 0.00%   |
| 3. 31st Street Harbor                      | Cushing & Company                 | \$20,000.00             | \$13,393.86     | \$0.00             | 0.00%   | \$0.00        | 0.00%   | \$20,000.00        | 100.00% | \$13,393.86   | 100.00% |
| 4. Engine Company 16                       | Cushing & Company                 | \$16,000.00             | \$14,523.16     | \$0.00             | 0.00%   | \$0.00        | 0.00%   | \$16,000.00        | 100.00% | \$14,523.16   | 100.00% |
| 5. Michael Reese Hospital Demolition       | BHFX Digital Imaging              | \$881.60                | \$881.60        | \$0.00             | 0.00%   | \$0.00        | 0.00%   | \$0.00             | 0.00%   | \$0.00        | 0.00%   |
| Michael Reese Hospital Demolition          | Cushing & Company                 | \$573.69                | \$573.69        | \$0.00             | 0.00%   | \$0.00        | 0.00%   | \$573.69           | 100.00% | \$573.69      | 100.00% |
| 6. Edgebrook Elementary School Addition    | The Blue Print Shoppe, Inc.       | \$20,000.00             | \$6,468.00      | \$20,000.00        | 100.00% | \$6,468.00    | 100.00% | \$0.00             | 0.00%   | \$0.00        | 0.00%   |
| 7. Southwest Area High School              | Springer Blue Print Service, Inc. | \$25,000.00             | \$19,937.50     | \$0.00             | 0.00%   | \$0.00        | 0.00%   | \$0.00             | 0.00%   | \$0.00        | 0.00%   |
| 8. Dominguez Elementary School Turf        | Best Imaging Solutions, Inc.      | \$7,500.00              | \$1,232.00      | \$0.00             | 0.00%   | \$0.00        | 0.00%   | \$7,500.00         | 100.00% | \$1,232.00    | 100.00% |
| Subtotals:                                 |                                   | \$108,302.75            | \$73,423.55     | \$20,000.00        | 18.47%  | \$6,468.00    | 8.81%   | \$44,073.69        | 40.69%  | \$29,722.71   | 40.48%  |

## Specialty Consultant Q3 2012 Award and Commitment Report

Public Building Commission of Chicago • Richard J. Daley Center • 50 West Washington, Room 200 • Chicago, Illinois 60602 • Tel: 312-744-3090 • Fax: 312-744-8005



In the 3<sup>rd</sup> Quarter of 2012, twenty-four (24) task orders valuing \$972,004.23 were issued against the Specialty Consultant term contracts. Of that total dollar value, 49% of the dollars were issued to MBE firms and 7% to WBE firms. Local firms were awarded 83% of all task orders.

## Specialty Consultants Term Contracts Q3 2012 Award and Commitment Report



Public Building Commission of Chicago • Richard J. Daley Center • 50 West Washington, Room 200 • Chicago, Illinois 60602 • Tel: 312-744-3090 • Fax: 312-744-8005

On February 9, 2010, the Public Building Commission (PBC) received Board approval to award sixty-six (66) term contracts and on March 8, 2011, the PBC received Board approval to award an additional thirty-one (31) term contracts to firms pre-qualified to provide consulting services in the following categories: Surveying, Commissioning, Environmental Categories A, B and C, Environmental Renovation / Demolition, Geotechnical, Traffic Study and Construction Inspection and Material Testing as follows:

| 2010<br>Pre-Qualified Firms | 2011<br>Pre-Qualified Firms | Specialty Consultant Category                                 | Annual Not-To-Exceed<br>Amount Per Firm |
|-----------------------------|-----------------------------|---|---|
| 11                          | 6                           | Traffic Study Services  | \$200,000                               |
| 11                          | 7                           | Surveyor Services   | \$200,000                               |
| 12                          | 4                           | Environmental Consulting Services – Categories A, B & C       | \$1,500,000                             |
| 9                           | 2                           | Environmental Consulting Services – Renovation and Demolition | \$1,000,000                             |
| 9                           | 6                           | Geotechnical Services   | \$750,000                               |
| 7                           | 4                           | Commissioning Authority Services                              | \$500,000                               |
| 7                           | 2                           | Construction Material Testing & Inspection Services           | \$1,000,000                             |

In September 2011, a random lottery by category was conducted to establish the rotation to accommodate the recent addition of firms. As services are required, the rotation determines the firm to which a Request for Pricing is issued. Proposals are reviewed and evaluated for experience, expertise of staff, capacity, past performance, plan of action proposed and pricing. Upon approval, PBC staff issues a task order against the successful firm's term contract.

**In the 3rd quarter of 2012, twenty-four (24) task orders valuing \$972,004.23 were issued against the Specialty Consultant term contracts. Of that total dollar value, 49% of the dollars were issued to MBE firms and 7% to WBE firms.**

| Results summary  | 3RD QUARTER         |                           |                         | YEAR TO DATE          |                           |                           |
|------------------|---------------------|---------------------------|-------------------------|-----------------------|---------------------------|---------------------------|
|                  | TOTAL               | TOTAL - MBE%              | TOTAL - WBE%            | TOTAL                 | TOTAL - MBE%              | TOTAL - WBE%              |
| Traffic Study    | \$19,250.00         | \$0.00 - 0%               | \$0.00 - 0%             | \$19,250.00           | \$0.00 - 0%               | \$0.00 - 0%               |
| Surveying        | \$24,500.00         | \$0.00 - 0%               | \$2,500.00 - 10%        | \$42,305.00           | \$8,400.00 - 20%          | \$2,500.00 - 6%           |
| ENV - ABC        | \$403,817.05        | \$151,070.55 - 37%        | \$40,680.25 - 10%       | \$776,913.29          | \$212,408.05 - 27%        | \$194,812.75 - 25%        |
| ENV - Reno/Demo  | \$208,500.00        | \$152,860.75 - 73%        | \$9,845.75 - 5%         | \$394,300.63          | \$255,338.10 - 65%        | \$42,459.03 - 11%         |
| Geotechnical     | \$62,195.18         | \$32,558.40 - 52%         | \$14,364.60 - 23%       | \$64,799.22           | \$35,162.44 - 54%         | \$14,364.60 - 22%         |
| Commissioning    | \$121,210.00        | \$22,610.00 - 19%         | \$1,190.00 - 1%         | \$121,210.00          | \$22,610.00 - 19%         | \$1,190.00 - 1%           |
| Material Testing | \$132,532.00        | \$118,178.00 - 89%        | \$0.00 - 0%             | \$645,180.00          | \$366,124.00 - 57%        | \$17,268.00 - 3%          |
| <b>TOTALS</b>    | <b>\$972,004.23</b> | <b>\$447,277.70 - 49%</b> | <b>\$68,580.60 - 7%</b> | <b>\$2,063,958.14</b> | <b>\$900,042.59 - 44%</b> | <b>\$272,594.38 - 13%</b> |

**In addition, 83% of all task orders issued were awarded to local firms.**

Attached is the breakdown of the contracts awarded by each specialty consultant category.

**Specialty Consultants: Traffic Study**  
**2010 Term Contracts**  
**Reporting Period: Q3 2012 (7/01/12 - 9/30/12)**



Public Building Commission • Richard J. Daley Center • 50 West Washington, Room 200 • Chicago, Illinois 60602 • Tel: 312-744-3090 • Fax:312-744-8005

| <b>Pre-Qualified Traffic Study Consultants</b> |   |           |
|--|---|-----------|
|  | AECOM   | Chicago   |
|  | Alfred Benesch & Company                              | Chicago   |
|  | Civiltech Engineering, Inc.                           | Itasca    |
| <b>MBE</b>                                     | Desman Associates                                     | Chicago   |
|  | HDR Engineering, Inc.                                 | Chicago   |
| <b>MBE</b>                                     | Infrastructure Engineering, Inc. - <b>MP</b>          | Chicago   |
|  | Kenig, Lindgren, O'Hara, Aboona, Inc.                 | Rosemont  |
|  | Metro Transportation Group, Inc.                      | Chicago   |
| <b>WBE</b>                                     | Regina Webster & Assoc., Inc.                         | Chicago   |
|  | TranSystems Corporation                               | Chicago   |
|  | V3 Companies of Illinois Ltd.                         | Woodridge |
|  | Baxter & Woodman, Inc. - <b>PS1853</b>                |           |
| <b>WBE</b>                                     | Terra Engineering, LTD. - <b>PS1853</b>               |           |
|  | Traffic Analysis & Design, Inc. - <b>PS1853</b>       |           |
| <b>MBE</b>                                     | Globetrotters Engineering Corporation - <b>PS1853</b> |           |
|  | URS Corporation - <b>PS1853</b>                       |           |
|  | Gewalt Hamilton Associates, Inc. - <b>PS1853</b>      |           |

**Traffic Study Services Task Orders Awarded Against Term Contracts**

| <b>M/WBE</b> | <b>CONSULTANTS</b>                                    | <b>Task Order</b> | <b>Project Awarded</b>        | <b>Award Date</b> | <b>Q3 2012</b>       | <b>Year to Date</b> |
|--------------|---|-------------------|-------------------------------|-------------------|----------------------|---------------------|
|              | AECOM   |                   |                               |                   |                      | \$0.00              |
|              | Alfred Benesch & Company                              | 05650-PS1557B-001 | Edison Park Elementary School | 8/14/2012         | \$10,000.00          | \$10,000.00         |
|              | Civiltech Engineering, Inc.                           |                   |                               |                   |                      | \$0.00              |
| <b>MBE</b>   | Desman Associates                                     |                   |                               |                   |                      | \$0.00              |
|              | HDR Engineering, Inc.                                 |                   |                               |                   |                      | \$0.00              |
| <b>MBE</b>   | Infrastructure Engineering, Inc. - <b>MP</b>          |                   |                               |                   |                      | \$0.00              |
|              | Kenig, Lindgren, O'Hara, Aboona, Inc.                 |                   |                               |                   |                      | \$0.00              |
|              | Sam Schwartz Engineering, PLLC                        | 05640-PS1557H-001 | Hale ES Linked Annex          | 7/10/2012         | \$9,250.00           | \$9,250.00          |
| <b>WBE</b>   | Regina Webster & Assoc., Inc.                         |                   |                               |                   |                      | \$0.00              |
|              | TranSystems Corporation                               |                   |                               |                   |                      | \$0.00              |
|              | V3 Companies of Illinois Ltd.                         |                   |                               |                   |                      | \$0.00              |
|              | Baxter & Woodman, Inc. - <b>PS1853</b>                |                   |                               |                   |                      |                     |
| <b>WBE</b>   | Terra Engineering, LTD. - <b>PS1853</b>               |                   |                               |                   |                      |                     |
|              | Traffic Analysis & Design, Inc. - <b>PS1853</b>       |                   |                               |                   |                      |                     |
| <b>MBE</b>   | Globetrotters Engineering Corporation - <b>PS1853</b> |                   |                               |                   |                      |                     |
|              | URS Corporation - <b>PS1853</b>                       |                   |                               |                   |                      |                     |
|              | Gewalt Hamilton Associates, Inc. - <b>PS1853</b>      |                   |                               |                   |                      |                     |
|              | <b>TOTAL # OF AWARDS</b>                              | <b>2</b>          |                               |                   | <b>TOTAL DOLLARS</b> | <b>\$19,250.00</b>  |
|              |   |                   |                               |                   | <b>MBE DOLLARS</b>   | <b>\$0.00</b>       |
|              |   |                   |                               |                   | <b>MBE %</b>         | <b>0%</b>           |
|              |   |                   |                               |                   | <b>WBE DOLLARS</b>   | <b>\$0.00</b>       |
|              |   |                   |                               |                   | <b>WBE %</b>         | <b>0%</b>           |

**Specialty Consultants: Surveying**  
**Term Contracts**  
**Reporting Period: Q3 2012 (7/01/12 - 9/30/12)**



Public Building Commission • Richard J. Daley Center • 50 West Washington, Room 200 • Chicago, Illinois 60602 • Tel: 312-744-3090 • Fax: 312-744-8005

| Pre-Qualified Surveying Consultants |  |              |
|-------------------------------------|--|--------------|
|                                     | Alfred Benesch & Company - <b>PS1858</b>             | Chicago      |
| <b>MBE</b>                          | American Surveying & Engineers, P.C. - <b>PS1858</b> | Chicago      |
| <b>MBE</b>                          | Ardmore Associates                                   | Chicago      |
|                                     | Crawford, Murphy & Tilly, Inc. - <b>PS1858</b>       | Chicago      |
| <b>MBE</b>                          | DB Sterlin Consultants, Inc.                         | Chicago      |
| <b>MBE</b>                          | Dynasty Group  | Chicago      |
| <b>MBE</b>                          | Environmental Design International                   | Chicago      |
|                                     | Gewalt Hamilton Associates, Inc. - <b>PS1858</b>     | Vernon Hills |
|                                     | GRAEF  | Chicago      |
|                                     | HBK Engineering, LLC - <b>PS1858</b>                 | Chicago      |
|                                     | Homer L. Chastain & Associates, LLP                  | Chicago      |
|                                     | Landmark Engineering, LLC                            | Palos Hills  |
|                                     | National Survey Service, Inc. - <b>PS1858</b>        | Chicago      |
|                                     | SPACECO, Inc.  | Rosemont     |
| <b>MBE</b>                          | TECMA Associates Incorporated - <b>PS1858</b>        | Chicago      |
| <b>WBE</b>                          | Terra Engineering, Ltd.                              | Chicago      |
|                                     | V3 Companies of Illinois, Ltd.                       | Woodridge    |

| Surveyor Services Task Orders Awarded Against Term Contracts |  |                   |                                   |                      |                    |                    |
|--|--|-------------------|-----------------------------------|----------------------|--------------------|--------------------|
| M/WBE  | CONSULTANTS  | Task Order        | Project Awarded                   | Award Date           | Q3 2012            | Year to Date       |
|  | Alfred Benesch & Company - <b>PS1858</b>             |                   |                                   |                      |                    | \$9,405.00         |
| <b>MBE</b>   | American Surveying & Engineers, P.C. - <b>PS1858</b> |                   |                                   |                      |                    | \$0.00             |
| <b>MBE</b>   | Ardmore Associates                                   |                   |                                   |                      |                    | \$0.00             |
|  | Crawford, Murphy & Tilly, Inc. - <b>PS1858</b>       |                   |                                   |                      |                    | \$0.00             |
| <b>MBE</b>   | DB Sterlin Consultants, Inc.                         |                   |                                   |                      |                    | \$0.00             |
| <b>MBE</b>   | Dynasty Group  |                   |                                   |                      |                    | \$0.00             |
| <b>MBE</b>   | Environmental Design International                   |                   |                                   |                      |                    | \$1,900.00         |
|  | Gewalt Hamilton Associates, Inc. - <b>PS1858</b>     |                   |                                   |                      |                    | \$0.00             |
|  | GRAEF  |                   |                                   |                      |                    | \$0.00             |
|  | HBK Engineering, LLC - <b>PS1858</b>                 |                   |                                   |                      |                    | \$0.00             |
|  | Homer L. Chastain & Associates, LLP                  |                   |                                   |                      |                    | \$0.00             |
|  | Landmark Engineering, LLC                            | 05620-PS1688H-001 | Chicago Vocational Career Academy | 9/11/2012            | 22,000.00          | \$22,000.00        |
|  | National Survey Service, Inc. - <b>PS1858</b>        |                   |                                   |                      |                    | \$0.00             |
|  | SPACECO, Inc.  |                   |                                   |                      |                    | \$0.00             |
| <b>MBE</b>   | TECMA Associates Incorporated - <b>PS1858</b>        |                   |                                   |                      |                    | \$6,500.00         |
|  |  |                   |                                   |                      |                    | \$0.00             |
| <b>WBE</b>   | Terra Engineering, Ltd.                              |                   |                                   |                      |                    | \$0.00             |
|  |  | 05265-PS1688J-001 | Jones College Prep Replacement    | 7/12/2012            | 2,500.00           | \$2,500.00         |
|  | V3 Companies of Illinois, Ltd.                       |                   |                                   |                      |                    | \$0.00             |
|  | <b>TOTAL # OF AWARDS</b>                             | <b>2</b>          |                                   | <b>TOTAL DOLLARS</b> | <b>\$24,500.00</b> | <b>\$42,305.00</b> |
|  |  |                   |                                   | <b>MBE DOLLARS</b>   | <b>\$0.00</b>      | <b>\$8,400.00</b>  |
|  |  |                   |                                   | <b>MBE %</b>         | <b>0.0%</b>        | <b>19.9%</b>       |
|  |  |                   |                                   | <b>WBE DOLLARS</b>   | <b>\$2,500.00</b>  | <b>\$2,500.00</b>  |
|  |  |                   |                                   | <b>WBE %</b>         | <b>10.2%</b>       | <b>5.9%</b>        |

# Specialty Consultants: Environmental Consulting Services – Categories A, B & C

Term Contracts

Reporting Period: Q3 2012 (7/01/12 - 9/30/12)

Public Building Commission • Richard J. Daley Center • 50 West Washington, Room 200 • Chicago, Illinois 60602 • Tel: 312-744-3090 • Fax: 312-744-8005



### Pre-Qualified Environmental Consultants

|            |  |               |
|------------|--|---------------|
|            | AECOM  | Chicago       |
|            | Camp Dresser & McKee, Inc.                       | Chicago       |
|            | Carlson Environmental, Inc. - PS1852             | Chicago       |
| <b>WBE</b> | Carnow Conibear & Assoc., Ltd.                   | Chicago       |
| <b>MBE</b> | Environmental Design International Inc., - MP    | Chicago       |
|            | Environmental Group Services, Ltd.               | Chicago       |
|            | Environmental Protection Industries              | South Holland |
| <b>MBE</b> | GSG Consultants, Inc.                            | Chicago       |
| <b>WBE</b> | Kowalenko Consulting Group, Inc. - MP            | Chicago       |
|            | AMEC, Inc. formerly MACTEC                       | Chicago       |
|            | Natural Resource Technology Corporation - PS1852 | Chicago       |
|            | Pioneer Engineering                              | Chicago       |
|            | Terracon Consultants                             | Chicago       |
|            | Tetra Tech EM Inc. - PS1852                      | Chicago       |
|            | V3 Companies of Illinois Ltd.                    | Chicago       |
|            | Weaver Boos Consultants, Inc. - PS1852           | Chicago       |

### ENVIRONMENTAL CONSULTANT MGMT - A,B,C TASK ORDERS AWARDED AGAINST TERM CONTRACTS (QUARTERLY)

| M/WBE                | CONSULTANTS                                      | Contract              | Project Awarded                   | Board Date | Phase I | Phase II | Design | Q3 2012             | Year to Date        |
|----------------------|--|-----------------------|-----------------------------------|------------|---------|----------|--------|---------------------|---------------------|
|                      | AECOM  | 04100-PS1569A-004     | Michael Reese Hospital            | 9/11/2012  |         | ✓        |        | \$11,040.00         | \$78,070.00         |
|                      |  | 04100-PS1569A-003     | Michael Reese Hospital            | 9/11/2012  |         | ✓        |        | \$13,000.00         | \$13,000.00         |
|                      | Camp Dresser & McKee, Inc.                       |                       |                                   |            |         |          |        | \$0.00              | \$0.00              |
|                      | Carlson Environmental, Inc. - PS1852             |                       |                                   |            |         |          |        | \$19,020.00         | \$19,020.00         |
| <b>WBE</b>           | Carnow Conibear & Assoc., Ltd.                   |                       |                                   |            |         |          |        | \$6,240.00          | \$104,780.00        |
|                      |  |                       |                                   |            |         |          |        |                     | \$42,630.00         |
| <b>MBE</b>           | Environmental Design International Inc.,         | 05530-PS1569D-001     | Bell School Addition              | 7/10/2012  | ✓       | ✓        |        | \$13,912.80         | \$59,089.80         |
|                      | Environmental Group Services, Ltd.               |                       |                                   |            |         |          |        | \$0.00              | \$0.00              |
|                      | Environmental Protection Industries              | 07060-PS1569F-001-001 | Fire Station Engine Co. 16        | 7/10/2012  |         | ✓        |        | \$7,200.00          | \$7,200.00          |
| <b>MBE</b>           | GSG Consultants, Inc.                            | 05620-PS1569G-001     | Chicago Vocational Career Academy | 9/11/2012  | ✓       | ✓        |        | \$125,481.25        | \$137,061.25        |
| <b>WBE</b>           | Kowalenko Consulting Group, Inc.                 | 05100-PS1569H-002     | Brighton Park II Area ES          | 9/11/2012  |         | ✓        |        | \$23,861.00         | \$23,861.00         |
|                      | AMEC, Inc. formerly MACTEC                       |                       |                                   |            |         |          |        | \$0.00              | \$0.00              |
|                      | Natural Resource Technology Corporation - PS1852 |                       |                                   |            |         |          |        | \$0.00              | \$0.00              |
|                      | Pioneer Engineering                              |                       |                                   |            |         |          |        | \$0.00              | \$0.00              |
|                      | Terracon Consultants                             |                       |                                   |            |         |          |        | \$0.00              | \$0.00              |
|                      | Tetra Tech EM Inc. - PS1852                      |                       |                                   |            |         |          |        | \$0.00              | \$0.00              |
|                      | V3 Companies of Illinois Ltd.                    | 08130-PS1569L-004     | Albany Park Library               | 8/14/2012  |         | ✓        | ✓      | \$209,322.00        | \$209,322.00        |
|                      |  |                       |                                   |            |         |          |        |                     | \$76,639.24         |
|                      |  |                       |                                   |            |         |          |        |                     | \$0.00              |
|                      | Weaver Boos Consultants, Inc. - PS1852           |                       |                                   |            |         |          |        |                     | \$0.00              |
|                      | <b>TOTAL # OF AWARDS</b>                         | <b>7</b>              |                                   |            |         |          |        |                     |                     |
| <b>TOTAL DOLLARS</b> |  |                       |                                   |            |         |          |        | <b>\$403,817.05</b> | <b>\$776,913.29</b> |
| <b>MBE DOLLARS</b>   |  |                       |                                   |            |         |          |        | <b>151,070.55</b>   | <b>\$212,408.05</b> |
| <b>MBE %</b>         |  |                       |                                   |            |         |          |        | <b>37.41%</b>       | <b>27.34%</b>       |
| <b>WBE DOLLARS</b>   |  |                       |                                   |            |         |          |        | <b>40,680.25</b>    | <b>\$194,812.75</b> |
| <b>WBE %</b>         |  |                       |                                   |            |         |          |        | <b>10.07%</b>       | <b>25.08%</b>       |

**Specialty Consultants: Environmental Consulting Services: Renovation / Demolition**  
**Term Contracts**  
**Reporting Period: Q3 2012 (7/01/12 - 9/30/12)**



Public Building Commission • Richard J. Daley Center • 50 West Washington, Room 200 • Chicago, Illinois 60602 • Tel: 312-744-3090 • Fax: 312-744-8005

| Pre-Qualified Consultants |  |               |
|---------------------------|--|---------------|
| MBE                       | Accurate Environmental Solutions/GSG Consultants AJV | Chicago       |
|                           | ATC Group Services Inc. - PS1857                     | Lombard       |
| WBE                       | Carnow, Conibear & Associates Ltd                    | Chicago       |
|                           | Environmental Consulting Group, Inc.                 | Chicago       |
| MBE                       | Environmental Design International Inc.              | Chicago       |
|                           | Environmental Group Svcs. LTD. - PS1857              | Chicago       |
| MBE                       | GSG Consultants, Inc.                                | Chicago       |
|                           | MACTEC Engineering and Consulting, Inc.              | Chicago       |
|                           | Terracon Consultants Inc.                            | Chicago       |
|                           | United Analytical Services                           | Downers Grove |
|                           | URS Corporation, a Nevada Corp.                      | Chicago       |

**Environmental Consulting Services: Renovation / Demolition Task Order Report**

| M/WBE   | CONSULTANTS  | Task Order        | Project Awarded                   | Board Date           | Q3 2012             | Year to Date        |
|---------|--|-------------------|-----------------------------------|----------------------|---------------------|---------------------|
| MBE 50% | Accurate Environmental Solutions/GSG Consultants AJV |                   |                                   |                      |                     | \$0.00              |
|         | ATC Group Services Inc. - PS1857                     |                   |                                   |                      |                     | \$0.00              |
| WBE     | Carnow, Conibear & Associates Ltd.                   |                   |                                   |                      |                     | \$3,000.00          |
|         |  |                   |                                   |                      |                     | \$3,000.00          |
|         |  |                   |                                   |                      |                     | \$3,000.00          |
|         |  |                   |                                   |                      |                     | \$3,750.00          |
|         |  |                   |                                   |                      |                     | \$3,750.00          |
|         |  |                   |                                   |                      |                     | \$3,750.00          |
|         |  |                   |                                   |                      |                     | \$4,500.00          |
|         | Environmental Consulting Group, Inc.                 |                   |                                   |                      |                     | \$69,210.00         |
| MBE     | Environmental Design International Inc.              | 09070-PS1651D-002 | 12th District Police Station      | 9/11/2012            | \$48,700.00         | \$48,700.00         |
|         |  | 05530-PS1651D-001 | Bell School Addition              | 8/14/2012            | \$15,612.50         | \$15,612.50         |
|         | Environmental Group Svcs. LTD. - PS1857              |                   |                                   |                      |                     | \$0.00              |
| MBE     | GSG Consultants, Inc.                                |                   |                                   |                      |                     | \$3,000.00          |
|         |  |                   |                                   |                      |                     | \$3,000.00          |
|         |  | 05620-PS1651E-001 | Chicago Vocational Career Academy | 9/11/2012            | \$113,450.00        | \$116,450.00        |
|         |  | 05130-PS1651E-002 | South Shore High School           | 7/10/2012            | \$10,150.00         | \$13,900.00         |
|         |  |                   |                                   |                      |                     | \$73,090.63         |
|         |  |                   |                                   |                      |                     | \$3,000.00          |
|         | MACTEC Engineering and Consulting, Inc.              |                   |                                   |                      |                     | \$0.00              |
|         | Terracon Consultants Inc.                            | 05640-PS1651G-001 | Hale ES Linked Annex              | 8/14/2012            | \$20,587.50         | \$20,587.50         |
|         | United Analytical Services                           |                   |                                   |                      |                     | \$0.00              |
|         | URS Corporation, a Nevada Corp.                      |                   |                                   |                      |                     | \$0.00              |
|         | <b>TOTAL # OF AWARDS</b>                             | <b>5</b>          |                                   |                      |                     |                     |
|         |  |                   |                                   | <b>TOTAL DOLLARS</b> | <b>\$208,500.00</b> | <b>\$394,300.63</b> |
|         |  |                   |                                   | <b>MBE DOLLARS</b>   | 152,860.75          | 255,338.10          |
|         |  |                   |                                   | <b>MBE %</b>         | 73.31%              | 64.76%              |
|         |  |                   |                                   | <b>WBE DOLLARS</b>   | 9,845.75            | 42,459.03           |
|         |  |                   |                                   | <b>WBE %</b>         | 4.72%               | 10.77%              |

**Specialty Consultants: Geotechnical Investigation**  
**Term Contracts**  
**Reporting Period: Q3 2012 (7/01/12 - 9/30/12)**



Public Building Commission • Richard J. Daley Center • 50 West Washington, Room 200 • Chicago, Illinois 60602 • Tel: 312-744-3090 • Fax:312-744-8005

**Pre-Qualified Geotechnical Consultants**

|            |   |               |
|------------|---|---------------|
|            | AECOM   | Chicago       |
| <b>MBE</b> | Bloom Companies, LLC - <b>PS1855</b>                  | Chicago       |
|            | ECS Illinois, LLC.                                    | Chicago       |
|            | Environmental Protection Industries                   | South Holland |
| <b>MBE</b> | Everest Engineering Company - <b>MP</b>               | Wheaton       |
|            | GEI Consultants, Inc. - <b>PS1855</b>                 | Libertyville  |
| <b>MBE</b> | Geo Services, Inc. - <b>MP</b>                        | Naperville    |
| <b>MBE</b> | GSG Consultants, Inc.                                 | Chicago       |
| <b>MBE</b> | K & S Engineers, Inc. - <b>PS1855</b>                 | Lombard       |
| <b>WBE</b> | Professional Service Industries, Inc. - <b>PS1855</b> | Hillside      |
|            | SEECO Consultants, Inc. - <b>PS1855</b>               | Tinley Park   |
|            | Terracon Consultants Inc.                             | Chicago       |
|            | URS Corporation - <b>PS1855</b>                       | Chicago       |
| <b>MBE</b> | Wang Engineering, Inc.                                | Lombard       |
|            | Weaver Boos Consultants North Central                 | Chicago       |

**Geotechnical Investigation Term Agreement Task Order Report**

| M/WBE      | CONSULTANTS   | Task Order        | Project Awarded                   | Board Date           | Q3 2012            | Year to Date       |
|------------|---|-------------------|-----------------------------------|----------------------|--------------------|--------------------|
|            | AECOM   |                   |                                   |                      |                    | \$0.00             |
| <b>MBE</b> | Bloom Companies, LLC - <b>MBE - PS1855</b>            |                   |                                   |                      |                    | \$0.00             |
|            | ECS Midwest, LLC.                                     |                   |                                   |                      |                    | \$0.00             |
|            | Environmental Protection Industries                   |                   |                                   |                      |                    | \$0.00             |
| <b>MBE</b> | Everest Engineering Company - <b>MP</b>               |                   |                                   |                      |                    | \$0.00             |
|            | GEI Consultants, Inc. - <b>PS1855</b>                 | 05640-PS1855B-001 | Hale ES Linked Annex              | 7/10/2012            | \$22,782.38        | \$22,782.38        |
| <b>MBE</b> | Geo Services, Inc. - <b>MP</b>                        |                   |                                   |                      |                    | \$0.00             |
| <b>MBE</b> | GSG Consultants, Inc.                                 | 05620-PS1558F-001 | Chicago Vocational Career Academy | 9/11/2012            | \$39,412.80        | \$39,412.80        |
| <b>MBE</b> | K & S Engineers, Inc. - <b>PS1855</b>                 |                   |                                   |                      |                    | \$0.00             |
| <b>WBE</b> | Professional Service Industries, Inc. - <b>PS1855</b> |                   |                                   |                      |                    | \$0.00             |
|            | SEECO Consultants, Inc. - <b>PS1855</b>               |                   |                                   |                      |                    | \$0.00             |
|            | Terracon Consultants Inc.                             |                   |                                   |                      |                    | \$0.00             |
|            | URS Corporation - <b>PS1855</b>                       |                   |                                   |                      |                    | \$0.00             |
| <b>MBE</b> | Wang Engineering, Inc.                                |                   |                                   |                      |                    | \$2,604.04         |
|            | Weaver Boos Consultants                               |                   |                                   |                      |                    | \$0.00             |
|            | <b>TOTAL # OF AWARDS</b>                              | <b>2</b>          |                                   | <b>TOTAL DOLLARS</b> | <b>\$62,195.18</b> | <b>\$64,799.22</b> |
|            |   |                   |                                   | <b>MBE \$</b>        | <b>\$32,558.40</b> | <b>\$35,162.44</b> |
|            |   |                   |                                   | <b>MBE %</b>         | <b>52.35%</b>      | <b>54.26%</b>      |
|            |   |                   |                                   | <b>WBE \$</b>        | <b>\$14,364.60</b> | <b>\$14,364.60</b> |
|            |   |                   |                                   | <b>WBE %</b>         | <b>23.10%</b>      | <b>22.17%</b>      |

**Specialty Consultants: Commissioning  
2010 Term Contracts  
Reporting Period: Q3 2012 (7/01/12 - 9/30/12)**



Public Building Commission • Richard J. Daley Center • 50 West Washington, Room 200 • Chicago, Illinois 60602 • Tel: 312-744-3090 • Fax:312-744-8005

**Pre-Qualified Commissioning Consultants**

|            |  |         |
|------------|--|---------|
|            | E Cube   | Chicago |
|            | Farnsworth Group                                   | Chicago |
|            | Henneman Engineering Inc                           | Chicago |
|            | Jacobs Engineering formerly Carter - Burgess       | Chicago |
| <b>MBE</b> | Primera  | Chicago |
|            | Sebesta Blomberg                                   | Chicago |
| <b>MBE</b> | Nest Builders, Inc. dba dbHMS USA - <b>PS1854</b>  | Chicago |
| <b>MBE</b> | Environmental Systems Design, Inc. - <b>PS1854</b> | Chicago |
|            | M.E. Group, Inc. - <b>PS1854</b>                   | Chicago |
|            | Teng & Associates, Inc. - <b>PS1854</b>            |         |

**COMMISSIONING AUTHORITY SERVICES TASK ORDERS AWARDED AGAINST TERM CONTRACTS**

| CONSULTANTS   | Task Orders       | Project Awarded                 | Board Date | Q3 2012             | Year to Date        |
|---|-------------------|---------------------------------|------------|---------------------|---------------------|
| E Cube  | 08020-PS1719A-001 | Richard M. Daley Library -WHPBL | 7/10/2012  | \$3,500.00          | \$3,500.00          |
|   | 08130-PS1719A-001 | Albany Park Library             | 9/11/2012  | \$93,910.00         | \$93,910.00         |
| Farnsworth Group  |                   |                                 |            | \$0.00              | \$0.00              |
| Henneman Engineering Inc                                      |                   |                                 |            | \$0.00              | \$0.00              |
| Jacobs Engineering formerly Carter - Burgess                  |                   |                                 |            | \$0.00              | \$0.00              |
| <b>MBE</b> Primera  | 08270-PS1719E-001 | Humboldt Park Library Reno/Add  | 9/11/2012  | \$23,800.00         | \$23,800.00         |
| Sebesta Blomberg  |                   |                                 |            | \$0.00              | \$0.00              |
| <b>MBE</b> Nest Builders, Inc. dba dbHMS USA - <b>PS1854</b>  |                   |                                 |            | \$0.00              | \$0.00              |
| <b>MBE</b> Environmental Systems Design, Inc. - <b>PS1854</b> |                   |                                 |            | \$0.00              | \$0.00              |
| M.E. Group, Inc. - <b>PS1854</b>                              |                   |                                 |            | \$0.00              | \$0.00              |
| Teng & Associates, Inc. - <b>PS1854</b>                       |                   |                                 |            | \$0.00              | \$0.00              |
| <b>TOTAL # OF AWARDS</b>                                      | <b>3</b>          |                                 |            | <b>TOTALDOLLARS</b> | <b>\$121,210.00</b> |
|   |                   |                                 |            | <b>MBE DOLLARS</b>  | <b>22,610.00</b>    |
|   |                   |                                 |            | <b>MBE %</b>        | <b>18.7%</b>        |
|   |                   |                                 |            | <b>WBE DOLLARS</b>  | <b>1,190.00</b>     |
|   |                   |                                 |            | <b>WBE %</b>        | <b>1.0%</b>         |
|   |                   |                                 |            | <b>TOTALDOLLARS</b> | <b>\$121,210.00</b> |
|   |                   |                                 |            | <b>MBE DOLLARS</b>  | <b>22,610.00</b>    |
|   |                   |                                 |            | <b>MBE %</b>        | <b>18.7%</b>        |
|   |                   |                                 |            | <b>WBE DOLLARS</b>  | <b>1,190.00</b>     |
|   |                   |                                 |            | <b>WBE %</b>        | <b>1.0%</b>         |

Specialty Consultants: Construction Material Testing  
Term Contracts  
Reporting Period: Q3 2012 (7/01/12 - 9/30/12)



Public Building Commission • Richard J. Daley Center • 50 West Washington, Room 200 • Chicago, Illinois 60602 • Tel: 312-744-3090 • Fax: 312-744-8005

**Pre-Qualified Construction Material Testing Consultants**

|            |   |             |
|------------|---|-------------|
|            | AECOM Technical Services                        | Chicago     |
|            | ECS Midwest, LLC                                | Chicago     |
| <b>WBE</b> | Flood Testing Laboratories, Inc                 | Chicago     |
| <b>MBE</b> | Interra, Inc.                                   | Bolingbrook |
| <b>MBE</b> | GSG Material Testing, Inc.                      | Chicago     |
| <b>MBE</b> | K & S Engineers - <b>PS1856</b>                 | Lombard     |
| <b>MBE</b> | S.A.M. Consultants Incorporated - <b>PS1856</b> | Lombard     |
|            | SEECO Consultants, Inc.                         | Tinley Park |
|            | Terracon Consultants, Inc.                      | Chicago     |

**Construction Material Testing and Inspection Reports Task Order Report**

| M/WBE      | CONSULTANTS                                     | Task Order        | Project Awarded                | Board Date | Q3 2012              | Year to Date        |
|------------|---|-------------------|--------------------------------|------------|----------------------|---------------------|
|            | AECOM Technical Services                        |                   |                                |            |                      | \$79,716.00         |
|            |   |                   |                                |            |                      | \$30,300.00         |
|            |   |                   |                                |            |                      | \$19,096.00         |
|            | ECS Midwest, LLC                                |                   |                                |            |                      | \$93,665.00         |
|            |   |                   |                                |            |                      | \$45,261.00         |
| <b>WBE</b> | Flood Testing Laboratories, Inc                 |                   |                                |            |                      | \$0.00              |
| <b>MBE</b> | Interra, Inc.                                   |                   |                                |            |                      | \$113,340.00        |
|            |   |                   |                                |            |                      | \$70,005.00         |
| <b>MBE</b> | GSG Material Testing, Inc.                      | 05240-PS1669D-002 | Gwendolyn Brooks HS Addition   | 7/10/2012  | \$73,388.00          | \$93,468.00         |
|            |   | 05410-PS1669D-001 | Rosenblum Park Development     | 7/10/2012  | \$44,790.00          | \$45,000.00         |
| <b>MBE</b> | K & S Engineers - <b>PS1856</b>                 |                   |                                |            |                      | \$0.00              |
| <b>MBE</b> | S.A.M. Consultants Incorporated - <b>PS1856</b> |                   |                                |            |                      | \$19,900.00         |
|            | SEECO Consultants, Inc.                         |                   |                                |            |                      | \$0.00              |
|            |   | 05610-PS1669F-001 | Dominguez ES Turf & Playground | 8/14/2012  | \$14,354.00          | \$14,354.00         |
|            | Terracon Consultants, Inc.                      |                   |                                |            |                      | \$21,075.00         |
|            |   |                   |                                |            |                      | \$0.00              |
|            | <b>TOTAL # OF AWARDS</b>                        | <b>3</b>          |                                |            | <b>TOTAL DOLLARS</b> | <b>\$132,532.00</b> |
|            |   |                   |                                |            | <b>MBE DOLLARS</b>   | <b>\$118,178.00</b> |
|            |   |                   |                                |            | <b>MBE %</b>         | <b>89.17%</b>       |
|            |   |                   |                                |            | <b>WBE DOLLARS</b>   | <b>\$0.00</b>       |
|            |   |                   |                                |            | <b>WBE %</b>         | <b>0.00%</b>        |
|            |   |                   |                                |            |                      | <b>\$645,180.00</b> |
|            |   |                   |                                |            |                      | <b>\$366,124.00</b> |
|            |   |                   |                                |            |                      | <b>56.75%</b>       |
|            |   |                   |                                |            |                      | <b>\$17,268.00</b>  |
|            |   |                   |                                |            |                      | <b>2.68%</b>        |