


Public Building Commission of Chicago 2013 Year End Staff Report





Richard J. Daley Center
50 W. Washington Street
Room 200
Chicago, Illinois 60602
(312) 744-3090
Fax: (312) 744-8005
www.pbcchicago.com

BOARD OF COMMISSIONERS

Chairman
RAHM EMANUEL
Mayor
City of Chicago

Treasurer
DR. BYRON T. BRAZIER
Pastor
Apostolic Church of God

MARTIN CABRERA, JR.
Chief Executive Officer
Cabrera Capital Markets, LLC

THOMAS J. KOTEL
City of Chicago

JOSÉ MALDONADO, JR.
City of Chicago

TONI PRECKWINKLE
President
Cook County Board of Commissioners

ARNOLD RANDALL
General Superintendent
Forest Preserve District of Cook County

SAMUEL Wm. SAX
Chairman
Financial Relations, Inc.

MARIYANA T. SPYROPOULOS
Commissioner
Metropolitan Water Reclamation District
of Greater Chicago

BRYAN TRAUBERT
President
Chicago Park District

DAVID J. VITALE
President
Chicago Board of Education

Executive Director
ERIN LAVIN CABONARGI

Secretary
LORI ANN LYPSON

Assistant Secretary
MEGHAN HARTE

Assistant Treasurer
TANYA FOUCHER-WEEKLEY

February 11, 2014

Members of the Board of the Public Building Commission of Chicago

Re: Public Building Commission of Chicago
2013 Year End Staff Report

As you may recall, at the beginning of 2009 the Public Building Commission staff rolled out a series of new reports to provide additional information on all aspects of our current programs and projects. The report is intended to communicate project status, analyze market trends and communicate performance metrics on a regular basis promoting the highest level of accountability and transparency. Attached please find the 2013 Year End Staff Report.

2013 Year End Staff Report

1. Letter from Executive Director & Executive Summary Report
2. Program Forecast Report
3. Market Conditions Report
4. Program Cost Status Report
5. Program Cost Effectiveness Report
 - Open Projects Construction Change Order Q4-2013 Report
 - Indirect Costs as a Percentage of Construction Costs
6. 2013 Year End Project Status Report
7. Sustainable Development Q4 2013 Status Report
8. M/WBE Commitment Report
 - M/WBE Construction Contract Commitment Report for Projects Awarded in 2013
 - M/WBE Professional Services Commitment Report for Projects Awarded in 2013
9. M/WBE Compliance Reports
 - M/WBE & EEO Construction Contract Compliance Report for Projects Completed in 2013
 - M/WBE Professional Services Compliance Report for Projects Completed in 2013
 - M/WBE Professional Services Compliance Report for Administrative Services Paid in 2013
10. Specialty Consultant Q4 2013 Award and Commitment Report

The entire 2013 Year End Staff Report can also be found on the PBC website at www.pbcchicago.com.

Please do not hesitate to contact me if you require additional information or have any questions on these new reports. Thank you for your continued interest and support.

Sincerely,

Erin Lavin Cabonargi
Executive Director



Executive Summary Report

Public Building Commission of Chicago • Richard J. Daley Center • 50 West Washington, Room 200 • Chicago, Illinois 60602 • Tel: 312-744-3090 • Fax: 312-744-8005



Report Highlights –2013 Year End Staff Report

1. Letter from Executive Director & Executive Summary Report

The details included in the 2013 Year End Staff Report are intended to communicate project status, analyze market trends and communicate performance metrics.

2. Program Forecast Report

This report has been developed for distribution to the Board, clients and MBE/WBE Assistance Agencies as well as prospective bidders to share upcoming opportunities and milestones for projects in Planning, Design, and Construction.

3. Market Conditions Report

This graphic illustrates comparative costs of like buildings, thereby tracking market trends.

4. Program Cost Status Report

The PBC is committed to the cost-efficient delivery of our projects. We manage costs over the life of the project and work closely with our clients throughout the development of a project to ensure that only the funds necessary to complete a project are needed.

For projects completed in 2013, the PBC's budget authority exceeded \$547M in project development costs. At year's end, completed projects are trending under budget by 6.02%, representing a variance of \$32.9M under the original undertaking budgets. A limited number of budget revisions have been authorized due to changes in project scope. Including these revisions, the 2013 completed projects are trending under budget by 5.92%, representing a variance of \$32.4M under the revised undertaking budgets.

Currently, the PBC's multi-year program authority for projects completed and in development exceeds \$2.6B in project development cost. Projects included in the multi-year program are trending under budget by 7.15%, representing a variance of \$191MM under the original undertaking budgets. A limited number of budget revisions have been authorized due to changes in project scope. Including these revisions, projects are under budget by 7.49%, representing a variance of \$201.8MM under the revised undertaking budgets.

On active capital construction projects, the PBC's budget to actual variance is less than 1%, representing a trend associated with stabilization in the market over the last several years after the economic impacts of 2008.

5. Program Cost Effectiveness Report

Recognizing the need to be good stewards of the public fund, in addition to getting competitive construction bids and managing projects to approved budgets, additional areas of focus include managing change orders and indirect project costs:

Open Projects Construction Change Order Q4 2013 Report

The approved change order % for construction projects is 3.5%. The projected change order % for all construction contracts is 4.7%, including forecasted potential change orders and those in process for approval. These rates are **within the industry standard change order percentage** for new municipal and educational construction work at 3-5%.

Indirect Costs as a Percentage of Construction Costs

The PBC tracks all project costs throughout the life of a project, including all Indirect Costs, also known as "soft costs" (Planning, Environmental Testing & Consulting, Design, and Program and Project Management) and all Construction Costs, also known as "hard costs" (Demolition, Site Prep, Utility Relocation and General Construction).

The PBC's Indirect Costs average 16.43% of Construction costs. Indirect Costs are particularly cost effective on large scale projects and programs. The PBC averages 13.91% of construction costs on projects where construction is \$50M or higher. The larger the project, the lower the indirect costs. **This is consistently below the industry average of 25%.**

Executive Summary Report

Public Building Commission of Chicago • Richard J. Daley Center • 50 West Washington, Room 200 • Chicago, Illinois 60602 • Tel: 312-744-3090 • Fax: 312-744-8005



6. 2013 Year End Project Status Report

This report provides an individual detailed snapshot of projects completed in 2013.

7. Sustainable Development Q4 2013 Status Report

This report provides a detailed snapshot of the PBC's LEED certified projects and metrics. Through Q4 2013, the PBC has achieved LEED Certification on 59 municipally owned projects, with an additional 19 registered projects. The City of Chicago has more LEED certified municipally owned facilities than any other city in the nation and is on track to double the number of LEED certified municipally owned facilities ahead of the schedule committed in June 2011.

8. M/WBE Commitment Reports

M/WBE Construction Contract Commitment Report for Projects Awarded in 2013

Through Q4 2013, nine contracts for General Construction were awarded and forty-five work orders on six Job Order Contracts (JOC) were issued. Additionally, construction began on two Design Build projects. Below are the M/WBE Commitments:

Type	Total Contract Value	MBE Commitment	MBE Value (At Award)	WBE Commitment	WBE Value (At Award)
General Construction	\$63,058,916.00	27.00%	\$17,024,415.00	4.51%	\$2,842,795.00
JOC	\$6,054,148.84	23.22%	\$1,405,726.88	21.11%	\$1,277,735.00
Design Build	\$193,822,588.00	38.65%	\$74,910,245.24	7.08%	\$13,725,363.00
Total	\$262,935,652.84	35.50%	\$93,340,387.12	6.79%	\$17,845,893.00

M/WBE Commitment Report for Professional Services Awarded on 2013 General Construction Contracts

(AOR, Environmental Consultant-Category A, B, & C, Environmental Consultant-Reno & Demo, Traffic Study, Geotechnical Consultant, Commissioning Authority, Material Testing Service, Surveyor Service, Construction Signage and Comprehensive Printing Services)

Below are the M/WBE Commitments at time of award for the above referenced Professional Consulting Services on the nine General Construction projects awarded through Q4 2013:

Type	Total Contract Value	MBE Commitment	MBE Value (At Award)	WBE Commitment	WBE Value (At Award)
Professional Services (Project)	\$7,089,296.08	29.54%	\$2,094,188.38	20.05%	\$1,421,316.81

Executive Summary Report

Public Building Commission of Chicago • Richard J. Daley Center • 50 West Washington, Room 200 • Chicago, Illinois 60602 • Tel: 312-744-3090 • Fax: 312-744-8005



9. M/WBE Compliance Reports

M/WBE & EEO Construction Contract Compliance Report for Projects Completed in 2013

Through Q4-2013, a combined total of 39.93% M/WBE Participation has been achieved to date on 27 completed projects, including 8 General Construction, 18 Design Build, and 1 Job Order Contract with 6 Work Orders.

Type	Original Contract Value	Total Paid to Date	MBE Participation Achieved	MBE Value Paid to Date	WBE Participation Achieved	WBE Value Paid to Date
General Construction	\$201,954,322.00	\$178,413,629.51	30.69%	\$54,744,991.12	9.28%	\$16,562,901.07
Design Build	\$193,168,588.00	\$181,297,237.92	33.90%	\$61,465,800.53	6.01%	\$10,890,009.83
JOC	\$5,336,534.25	\$2,928,665.18	19.53%	\$571,837.37	19.40%	\$568,097.68
Total	\$400,459,444.25	\$362,639,532.61	32.21%	\$116,793,629.02	7.73%	\$28,021,008.58
Combined M/WBE Participation Achieved						39.93%

M/WBE Professional Service Compliance Report for Projects Completed in 2013

(AOR, Environmental Consultant – Category A,B & C, Environmental Consultant – Reno & Demo, Traffic Study, Geotechnical Consultant, Commissioning Authority, Material Testing Service, Surveyor Service, Construction Signage and Comprehensive Printing Services)

Type	Total Paid to Date	MBE Participation Achieved	MBE Value Paid to Date	WBE Participation Achieved	WBE Value Paid to Date
Professional Services (Project)	\$16,148,309.05	57.35%	\$9,260,359.05	12.90%	\$2,082,848.99

M/WBE Professional Services Compliance Report for Administrative Services Paid in 2013

The PBC also tracks compliance on program-wide professional administrative consulting services. These professional services are not project specific and include but are not limited to: audit services, legal counsel, inspector general, insurance brokerage services, real estate management, and computer services. Below is the M/WBE Participation achieved as of Q4 2013.

Type	Total Contract Value	MBE Compliance	MBE Paid to Date	WBE Compliance	WBE Value Paid to Date
Professional Services (Administrative)	\$23,719,461.58	46.65%	\$11,065,613.25	6.34%	\$1,504,310.48

Executive Summary Report



Public Building Commission of Chicago • Richard J. Daley Center • 50 West Washington, Room 200 • Chicago, Illinois 60602 • Tel: 312-744-3090 • Fax: 312-744-8005

10. Specialty Consultant Q4 2013 Award and Commitment Report

In Q4 2013, twenty-five (25) task orders valuing \$1,920,692.83 were issued against the Specialty Consultant term contracts (Surveying, Commissioning, Environmental Categories A, B and C, Environmental Renovation / Demolition, Geotechnical, Traffic Study, and Construction Inspection and Material Testing.) Below are the M/WBE Commitments for these task orders at award:

Type	Total Contract Value	MBE Commitment	MBE Value (at Award)	WBE Commitment	WBE Value (at Award)
Specialty Consultant Awards	\$1,920,692.83	63.92%	\$1,227,687.19	4.24%	\$81,493.30

Program Forecast Report

Public Building Commission of Chicago • Richard J. Daley Center • 50 West Washington, Room 200 • Chicago, Illinois 60602 • Tel: 312-744-3090 • Fax: 312-744-8005



This report has been developed for distribution to the Board, clients and MBE/WBE Assistance Agencies as well as prospective bidders to share upcoming opportunities and milestones for projects in Planning, Design, and Construction.

**December 2013 Monthly Report
Program Forecast**
(Data Date: 01/07/14)



Public Building Commission of Chicago • Richard J. Daley Center • 50 West Washington St. Room 200 • Chicago, IL 60602 • Phone: 312.744.3090 • Fax: 312.744.8005

ProjectName	Address	Current Ward	New Ward (2015)	Issue for Bid	Award Date	Construction Phase Start (Notice to Proceed)	Construction Phase Finish (Scheduled Substantial Completion)	Facility Opening
Projects in Construction								
Edison Park Elementary School Linked Annex	6220 N. Olcott Ave.	41	41	12/18/2012	2/13/2013	3/1/2013	1/3/14 - Bldg June 2014 - Sitework	January 2014
Hale Elementary School Linked Annex	6140 S. Melvina Ave.	23	13	12/18/2012	2/13/2013	3/1/2013	01/3/14 - Bldg May 2014 - Sitework	January 2014
Bell Elementary School Addition	3730 N. Oakley Ave.	47	47	2/8/2013	3/13/2013	3/28/2013	2/14/2014- Bldg June 2014 - Existing Bldg Renovation	March / April 2014
Chicago Children's Advocacy Center Addition	1240 S. Damen Ave.	2	28	8/21/2013	10/1/2013	10/15/2013	11/21/2014	December 2014
Albany Park Branch Library	3401 W. Foster	39	39	3/21/2013	5/15/2013	5/30/2013	5/31/2014	Summer 2014
Coonley Elementary School Addition	4046 N. Leavitt	47	47	11/1/2013	12/11/2013	1/2/2014	8/5/14 - Bldg 10/5/14 - Sitework	August 2014
Jones College Prep High School Interior and Exterior Renovation, MEP and Roof Replacement - Phase II	606 S. State St.	2	4	3/21/2013	5/15/2013	5/30/2013	3/28/2014	N/A
Projects in Design								
Turf Field by NTA	23rd/24th & Federal/Dearborn	3	3	2/12/2014*	04/19/14*	05/19/14*	10/24/14*	October 2014*
Chicago Vocational Career Academy (CVCA) Renovation	2100 E. 87th St.	8	8	1/17/14 (Phase I) 7/2014 (Phase II)	February 2014 (Phase I) August 2014 (Phase II)	February 2014 (Phase I) August 2014 (Phase II)	December 2014 (Phase I) September 2015 (Phase II)	Winter 2014 - Program Spaces
Chinatown Branch Library	2100 S. Wentworth Ave.	25	25	2/11/2013 (Design Build Procurement)	8/21/2013 (Design Build Procurement)	February 2014*	February 2015*	April 2015*
Oriole Park Elementary School Annex	5424 N. Oketo Ave.	41	41	4/21/2014	6/11/2014	6/23/2014	6/30/2015	August 2015
Projects in Planning								
Lincoln Elementary School Annex	615 West Kemper Pl.	43	43	TBD	TBD	TBD	TBD	TBD
Southeast Area Elementary School	105th St. & Indianapolis Ave.	10	10	TBD	TBD	TBD	TBD	TBD
Southwest Area Elementary School	60th & Karlov	13	23	TBD	TBD	TBD	TBD	TBD
Payton College Preparatory High School	1034 N. Wells St.	27	27	TBD	TBD	TBD	TBD	TBD
Wildwood World Magnet School Annex	6950 N. Hiawatha	41	41	TBD	TBD	TBD	TBD	TBD
Lindblom Math and Science Academy Parking Lot	6100 S. Winchester Ave.	15	16	TBD	TBD	TBD	TBD	TBD
Retrofit Chicago-2FM (MAGEPC)	Multiple Locations	N/A	N/A	TBD	TBD	TBD	TBD	TBD
Whitney Young Branch Library Addition	7901 S. King Dr.	6	6	TBD	TBD	TBD	TBD	TBD
Metropolitan Water Reclamation District (MWRD)/PBC Energy	Multiple Locations	N/A	N/A	TBD	TBD	TBD	TBD	TBD

* Projected dates pending Land Acquisition

The projects listed below are in Pre-Planning and not included in the list above:

7 Prospective Integrated Surveillance System Projects

7 Prospective Chicago Public Schools Projects

1 Prospective City Colleges of Chicago Project

2 Prospective Cook County Projects

Market Conditions Report

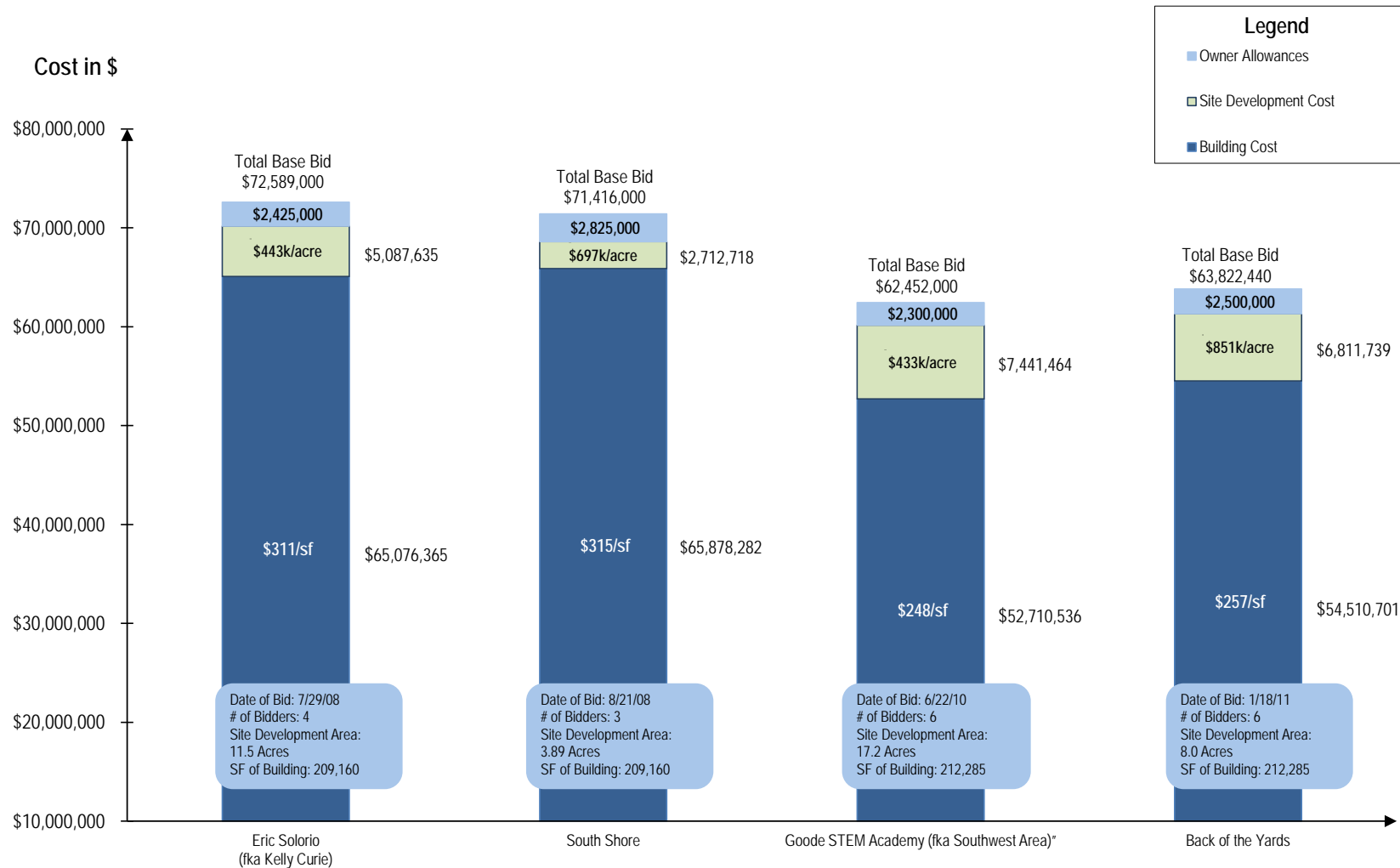
Public Building Commission of Chicago • Richard J. Daley Center • 50 West Washington, Room 200 • Chicago, Illinois 60602 • Tel: 312-744-3090 • Fax: 312-744-8005



This graphic illustrates comparative costs of like buildings, thereby tracking market trends.

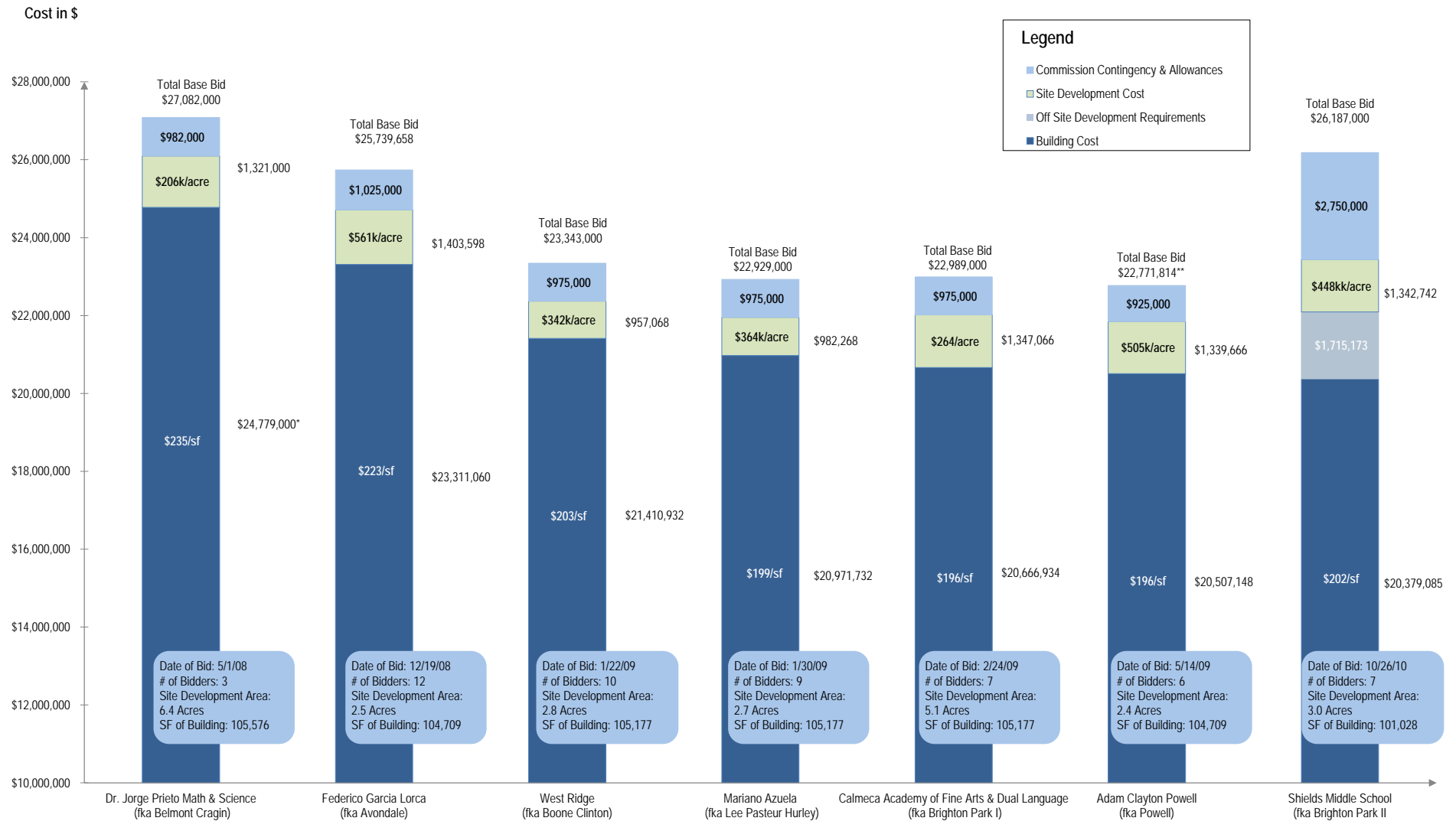
Market Conditions Report - Prototype High Schools (2013 Year End Staff Report)

Public Building Commission of Chicago • Richard J. Daley Center • 50 West Washington, Room 200 • Chicago, Illinois 60602 • Tel: 312-744-3090 • Fax: 312-744-8005



Market Conditions Report - Prototype Elementary Schools (2013 Year End Staff Report)

Public Building Commission of Chicago • Richard J. Daley Center • 50 West Washington, Room 200 • Chicago, Illinois 60602 • Tel: 312-744-3090 • Fax: 312-744-8005

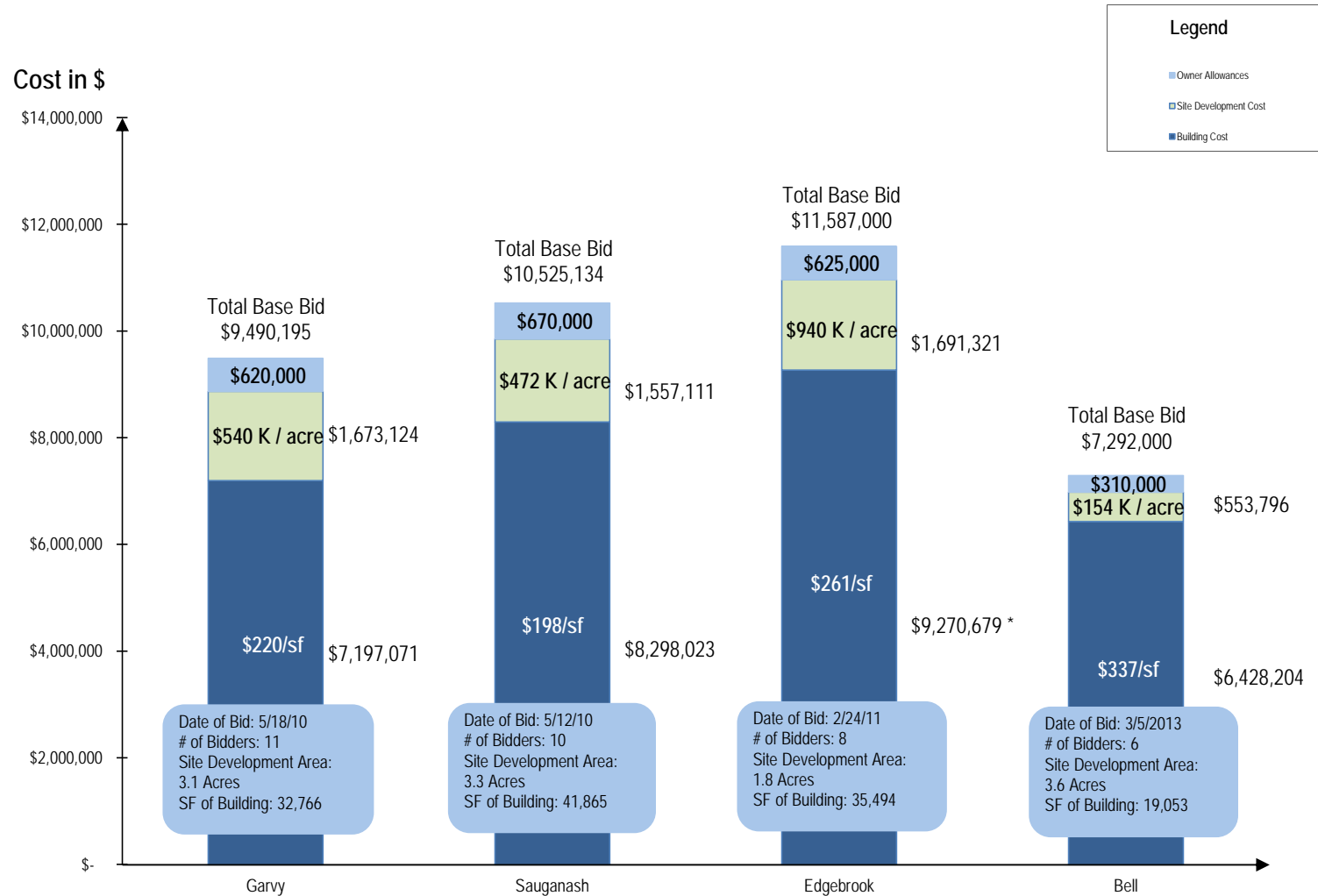


* Includes \$118k allowance for project acceleration.

** Total Base Bid of \$26,000,000 includes \$3,228,186 for site preparation and was adjusted in this report for comparison purposes to \$22,771,814 = \$26,000,000 - \$3,228,186.

Market Conditions Report - Elementary School Additions (2013 Year End Staff Report)

Public Building Commission of Chicago • Richard J. Daley Center • 50 West Washington, Room 200 • Chicago, Illinois 60602 • Tel: 312-744-3090 • Fax: 312-744-8005



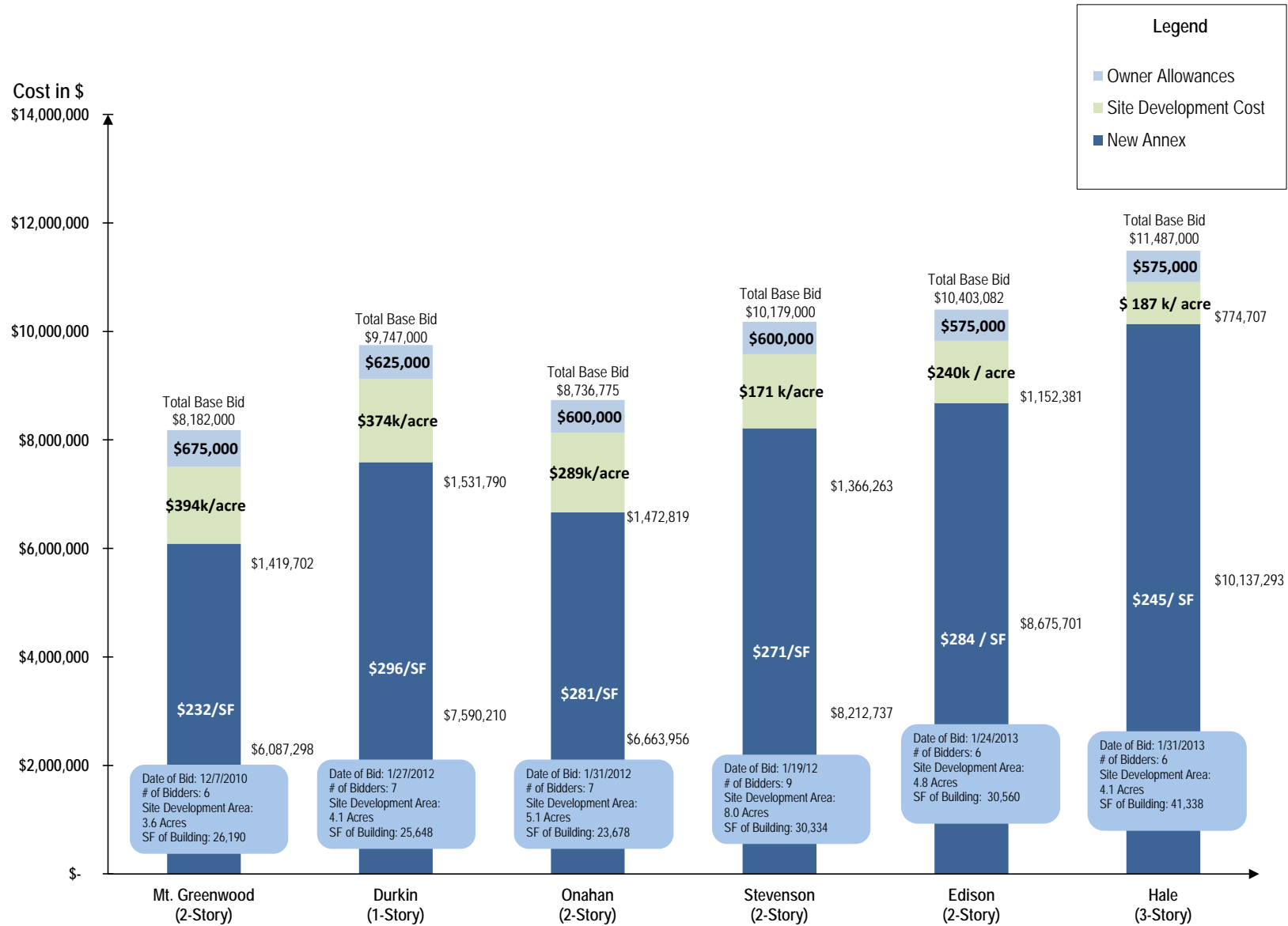
* Includes caisson foundation system.

** Additions are not prototypical, therefore they have variance in square footage.

Market Conditions Report - Elementary School Linked Annex (2013 Year End Staff Report)

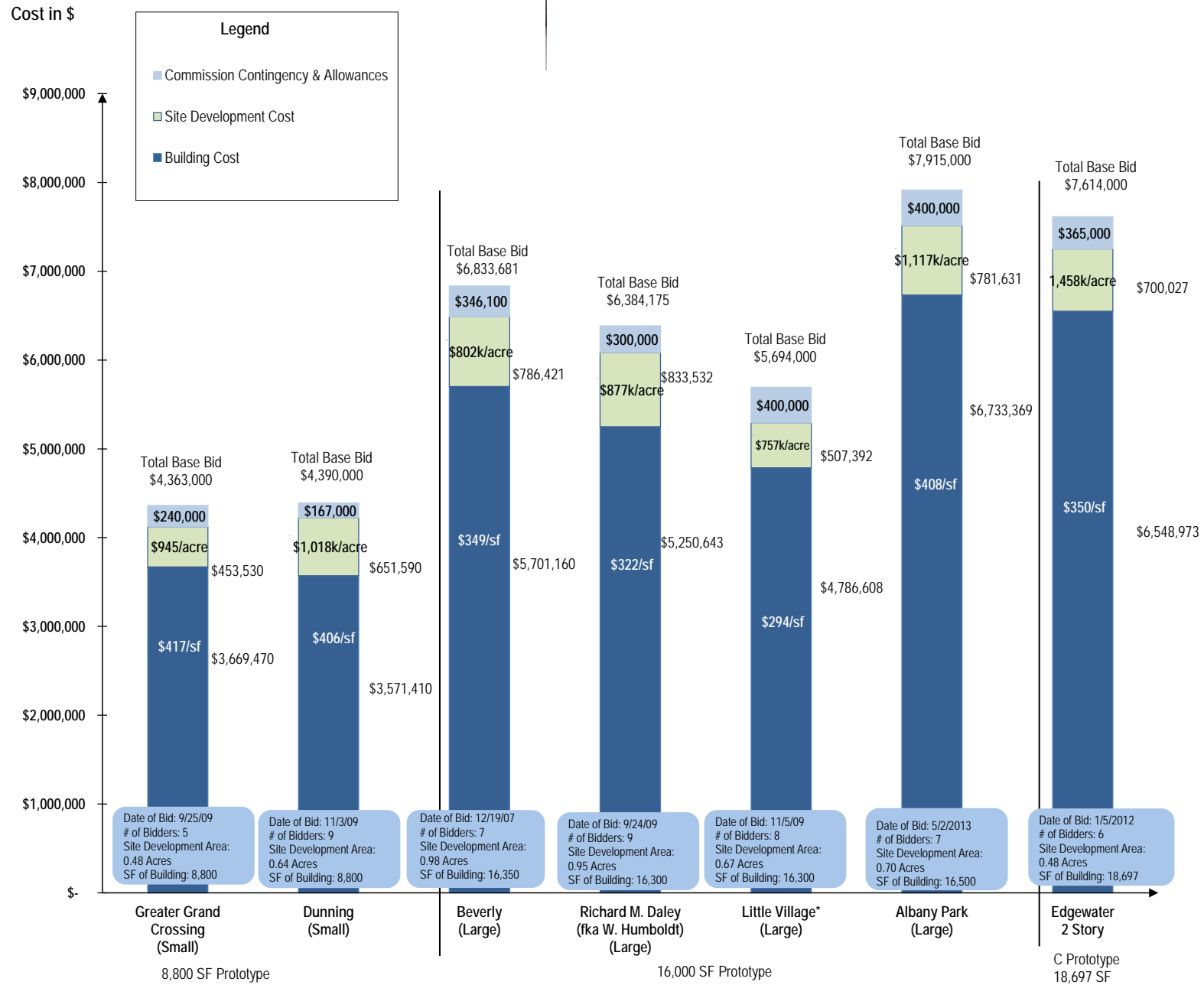


Public Building Commission of Chicago • Richard J. Daley Center • 50 West Washington, Room 200 • Chicago, Illinois 60602 • Tel: 312-744-3090 • Fax: 312-744-8005



* Caisson work is included in the Mt. Greenwood Site Development cost.

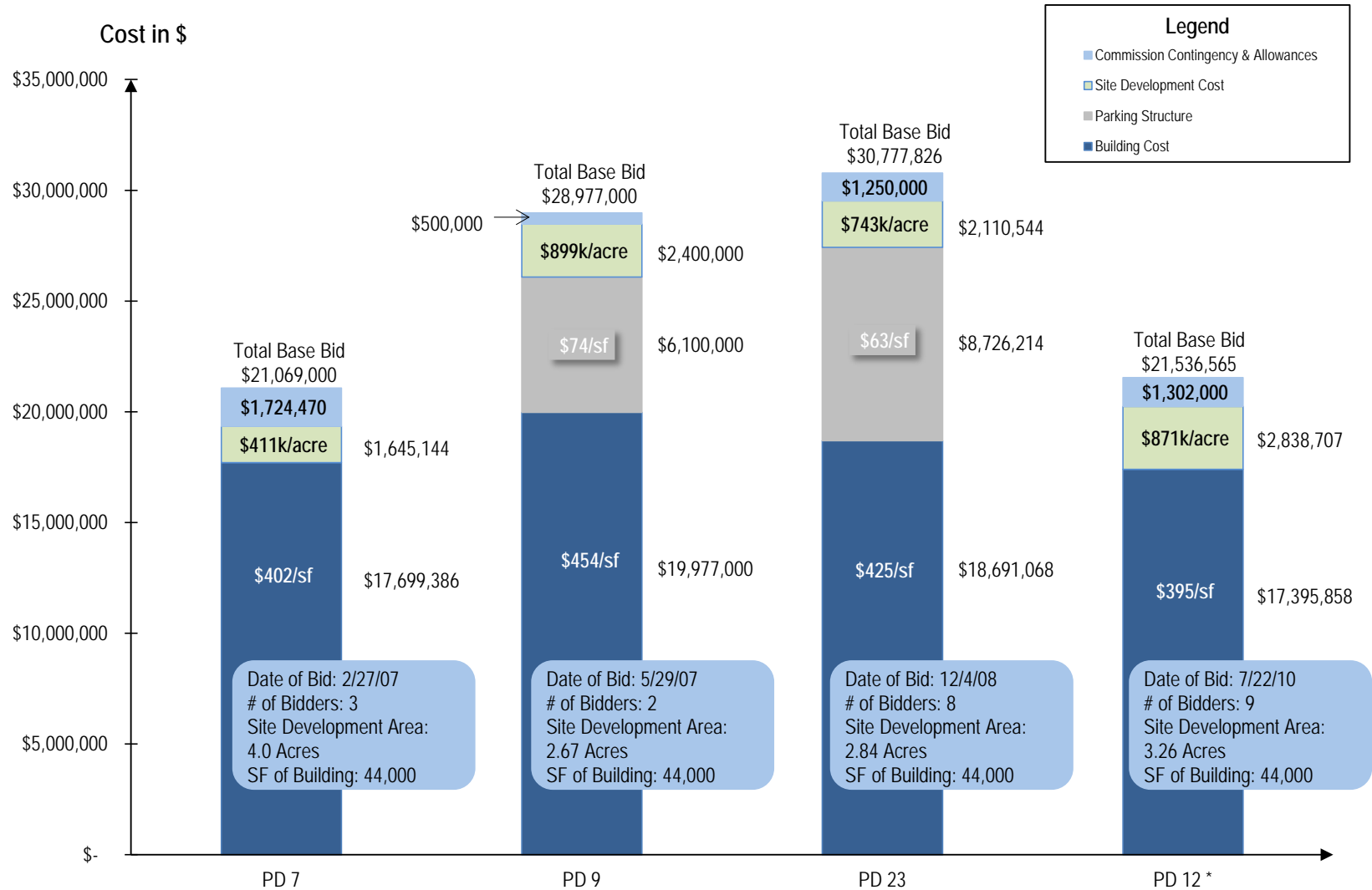
Market Conditions Report - Prototype Libraries (2013 Year End Staff Report)



* Shared Campus with EC109

Market Conditions Report -Prototype Police Stations (2013 Year End Staff Report)

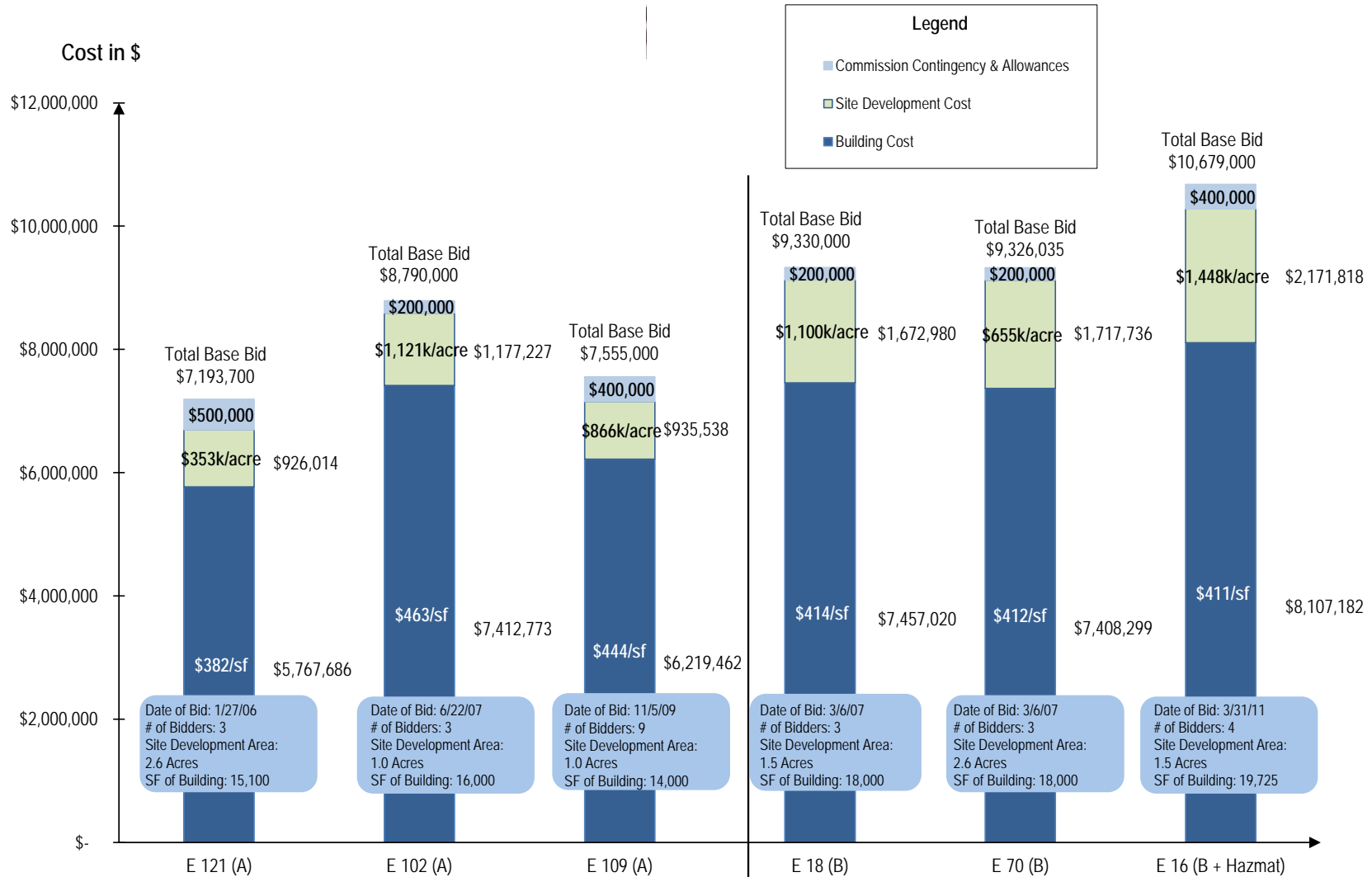
Public Building Commission of Chicago • Richard J. Daley Center • 50 West Washington, Room 200 • Chicago, Illinois 60602 • Tel: 312-744-3090 • Fax: 312-744-8005



* Includes geothermal and rainwater harvesting and communication tower technology.

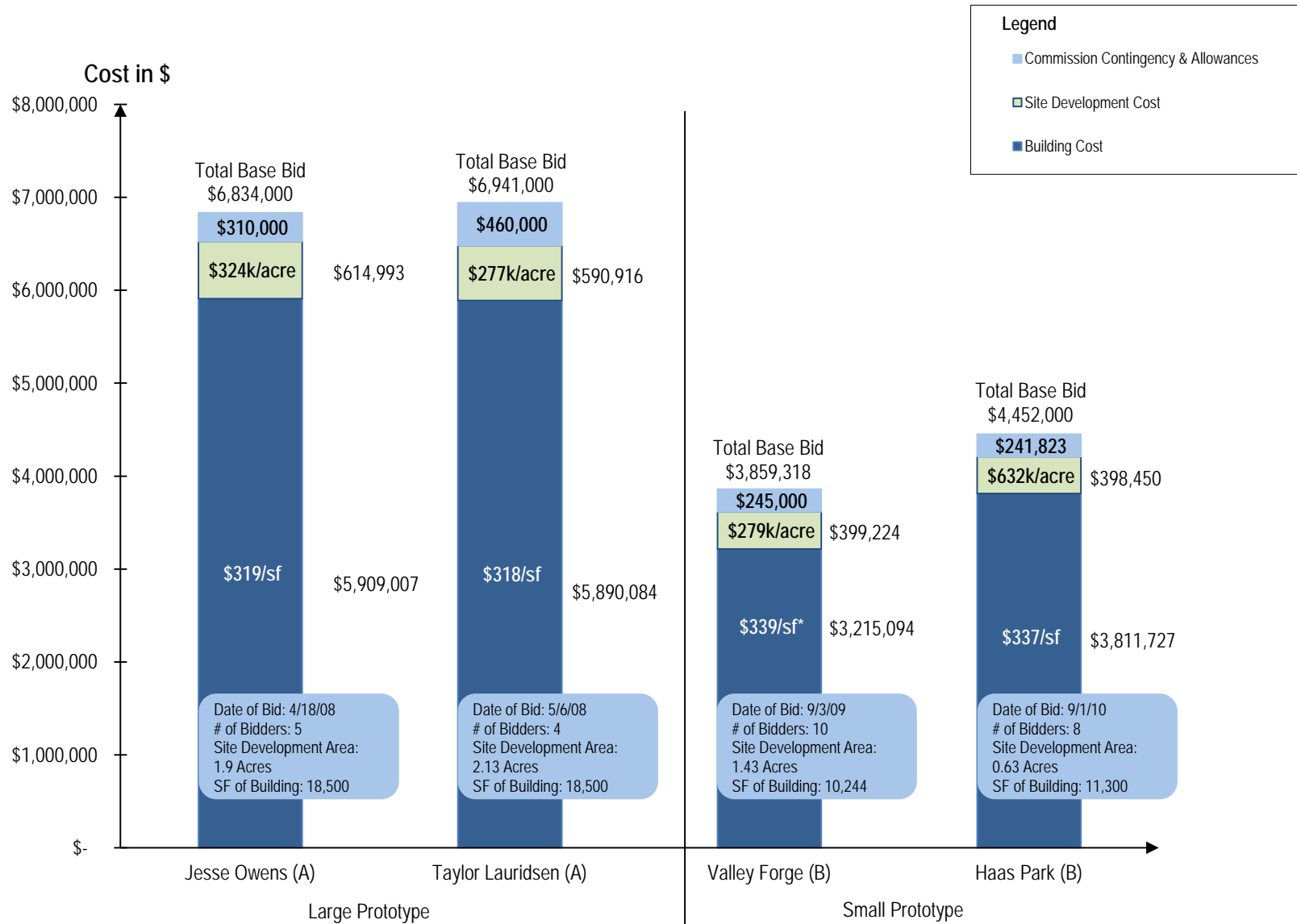
Market Conditions Report - Prototype Fire Houses (2013 Year End Staff Report)

Public Building Commission of Chicago • Richard J. Daley Center • 50 West Washington, Room 200 • Chicago, Illinois 60602 • Tel: 312-744-3090 • Fax: 312-744-8005



Market Conditions Report - Prototype Fieldhouses (2013 Year End Staff Report)

Public Building Commission of Chicago • Richard J. Daley Center • 50 West Washington, Room 200 • Chicago, Illinois 60602 • Tel: 312-744-3090 • Fax: 312-744-8005



* Includes change order of \$25/sf for geothermal and rain harvesting systems.

Program Cost Status Report

Public Building Commission of Chicago • Richard J. Daley Center • 50 West Washington, Room 200 • Chicago, Illinois 60602 • Tel: 312-744-3090 • Fax: 312-744-8005



The PBC is committed to the cost-efficient delivery of our projects. We manage costs over the life of the project and work closely with our clients throughout the development of a project to ensure that only the funds necessary to complete a project are needed.

For projects completed in 2013, the PBC's budget authority exceeded \$547M in project development costs. At year's end, completed projects are trending under budget by 6.02%, representing a variance of \$32.9M under the original undertaking budgets. A limited number of budget revisions have been authorized due to changes in project scope. Including these revisions, the 2013 completed projects are trending under budget by 5.92%, representing a variance of \$32.4M under the revised undertaking budgets.

Currently, the PBC's multi-year program authority for projects completed and in development exceeds \$2.6B in project development cost. Projects included in the multi-year program are trending under budget by 7.15%, representing a variance of \$191MM under the original undertaking budgets. A limited number of budget revisions have been authorized due to changes in project scope. Including these revisions, projects are under budget by 7.49%, representing a variance of \$201.8MM under the revised undertaking budgets.

On active capital construction projects, the PBC's budget to actual variance is less than 1%, representing a trend associated with stabilization in the market over the last several years after the economic impacts of 2008.



LAST REVISED: 01/07/2014

PBC - MULTI-YEAR PROGRAM COST STATUS REPORT (Without User Agency)

USER AGENCY PROGRAM	PBC Original Undertaking Budget (1)	PBC Revised Budget (2)	Current Projection 1/7/14 (3)	Variance Current Projection to Undertaking Budget (4) = 1 - 3		Variance Current Projection to Current Budget (5) = 2 - 3		Comments
Chicago Public Schools	1,818,219,025	1,824,536,867	1,660,451,503	157,767,522	8.68%	164,085,364	8.99%	
Campus Parks	16,606,571	16,593,438	15,126,342	1,480,229	8.91%	1,467,096	8.84%	
Other City of Chicago	106,616,161	108,485,403	107,045,219	(429,058)	-0.40%	1,440,184	1.33%	
Fire Department	104,867,830	105,367,830	99,256,312	5,611,518	5.35%	6,111,518	5.80%	
Public Libraries	107,198,883	107,172,611	101,353,298	5,845,586	5.45%	5,819,314	5.43%	
Police Stations	175,329,061	175,048,220	163,713,964	11,615,097	6.62%	11,334,256	6.47%	
Senior Centers	7,968,500	7,968,500	6,676,737	1,291,763	16.21%	1,291,763	16.21%	
Park District	233,948,353	235,815,997	225,498,184	8,450,169	3.61%	10,317,813	4.38%	
Integrated Surveillance Program	110,460,602	113,976,653	100,651,199	9,809,403	8.88%	13,325,454	11.69%	
Total	2,681,214,986	2,694,965,519	2,479,772,758	191,632,825	7.15%	201,867,307	7.49%	Multi-Year Program Authority

This report does not include PBC projects which are pending undertaking



LAST REVISED: 01/07/2014

2013 PROJECT COMPLETIONS - COST STATUS REPORT (Without User Agency)

Chicago Public Schools

CPL

Park District

PROJECT NAME	TYPE	PBC Original Undertaking Budget (1)	PBC Revised Budget ² (2)	Current Projection (Estimate at Completion) 1/07/14 (3)	Variance Current Projection to Undertaking Budget (4) = 1 - 3	Variance Current Projection to Current Budget (5) = 2 - 3	Current Projected Opening	Project Status
Back of the Yards College Preparatory High School & Branch Library	HS	117,457,929	117,457,929	91,507,765	25,950,164 22.09%	25,950,164 22.09%	2013	Complete
Jones College Preparatory High School (New Construction)	HS	114,641,655	114,641,655	114,641,655	0 0.00%	0 0.00%	2013	Complete
2013 School Investment Program (98 Facilities)	Reno	220,222,400	220,222,400	217,009,872	3,212,528 1.46%	3,212,528 1.46%	2013	Complete
2013 Kindergarten Modular Program (6 Facilities)	Site	11,200,000	11,200,000	11,200,000	0 0.00%	0 0.00%	2013	Complete
Higgins Elementary School Roof Replacement & Exterior Renovation	Reno	2,000,000	2,000,000	1,913,123	86,877 4.34%	86,877 4.34%	2013	Complete
Lake View High School Renovation	Reno	8,000,000	8,000,000	7,680,822	319,178 3.99%	319,178 3.99%	2013	Complete
Stevenson Elementary School Linked Annex	ES	14,911,219	14,911,219	13,612,861	1,298,358 8.71%	1,298,358 8.71%	2013	Complete
Hale Elementary School Linked Annex	ES	15,837,887	15,837,887	14,955,703	882,184 5.57%	882,184 5.57%	2014	Complete
Edison Park Elementary School Linked Annex	ES	14,077,194	14,077,194	13,670,339	406,855 2.89%	406,855 2.89%	2014	Complete
CPS Subtotal		518,348,284	518,348,284	486,192,139	32,156,145 6.20%	32,156,145 6.20%		
Edgewater Branch Library	PL	13,493,474	13,693,474	13,477,860	15,615 0.12%	215,615 1.57%	2013	Complete
CPL Subtotal		13,493,474	13,693,474	13,477,860	15,615 0.12%	215,615 1.57%		
Ping Tom Park Field House	PD	15,994,000	15,215,000	15,180,861	813,139 5.08%	34,139 0.22%	2013	Complete
CPD Subtotal		15,994,000	15,215,000	15,180,861	813,139 5.08%	34,139 0.22%		

Total 2013 Completed PBC Capital Construction Projects	547,835,758	547,256,758	514,850,860	32,984,898	6.02%	32,405,898	5.92%
--	-------------	-------------	-------------	------------	-------	------------	-------

Notes:

1. Report includes 2013 Project Completions.
2. Revised budaet includes client directed chanaes in scope

Variance Current Projection to PBC Original Undertaking Budgets for Undertaken Projects

Variance Current Projection to PBC Revised Budgets for Undertaken Projects



LAST REVISED: 01/07/2014

ACTIVE CAPITAL CONSTRUCTION PROJECTS - COST STATUS REPORT (Without User Agency)

Chicago Public Schools

PROJECT NAME	TYPE	PBC Original Undertaking Budget (1)	PBC Revised Budget ² (2)	Current Projection (Estimate at Completion) 1/07/14 (3)	Variance Current Projection to Undertaking Budget (4) = 1 - 3		Variance Current Projection to Current Budget (5) = 2 - 3		Current Projected Opening	Project Status
Jones College Prep High School Interior and Exterior Renovation, MEP and Roof Replacement	HS	8,300,000	8,300,000	8,300,000	0	0.00%	0	0.00%	2013	Project in Construction
Bell Elementary School Addition	ES	10,000,000	10,000,000	9,409,608	590,392	5.90%	590,392	5.90%	2014	Project In Construction
Hale Elementary School Linked Annex	ES	15,837,887	15,837,887	14,955,703	882,184	5.57%	882,184	5.57%	2014	Project In Construction
Edison Park Elementary School Linked Annex	ES	14,077,194	14,077,194	13,670,339	406,855	2.89%	406,855	2.89%	2014	Project In Construction
Chicago Vocational Career Academy Renovation	Reno	75,000,000	75,000,000	75,000,000	(0)	0.00%	(0)	0.00%	2014	Project in Design
Turf Field by NTA	Site	5,600,000	5,600,000	5,600,000	0	0.00%	0	0.00%	2014	Project in Design
Coonley ES Addition	ES	16,500,000	16,500,000	16,500,000	0	0.00%	0	0.00%	2015	Project in Construction
Wildwood Elementary School Annex	ES	3,250,000	3,250,000	3,250,000	0	0.00%	0	0.00%	2015	Project in Design
Oriole Park Elementary School Annex	ES	4,000,000	4,000,000	4,000,000	0	0.00%	0	0.00%	2015	Project in Planning
Payton College Prep High School Annex	ES	3,750,000	3,750,000	3,750,000	-	0.00%	-	0.00%	2015	Project in Planning
Lincoln Elementary School Annex	ES	4,600,000	4,600,000	4,600,000	-	0.00%	-	0.00%	TBD	Project in Planning
Southeast Area Elementary School	ES	42,922,118	42,922,118	42,922,118	-	0.00%	-	0.00%	TBD	Project in Planning
Chicago Public Schools Subtotal		203,837,199	203,837,199	201,957,766	1,879,433	0.92%	1,879,433	0.92%		
Retrofit Chicago-2FM (MAGEPC)	CoC	1,022,790	1,022,790	1,022,790	(0)	0.00%	(0)	0.00%	TBD	Project In Planning
Chicago Children's Advocacy Center Addition	CoC	9,000,000	9,000,000	9,000,000	0	0.00%	0	0.00%	2014	Project In Construction
Lindblom Math and Science Academy Parking Lot	CoC	500,000	500,000	500,000	-	0.00%	-	0.00%	TBD	Project in Planning
Other City of Chicago Subtotal		10,522,790	10,522,790	10,522,790	0	0.00%	0	0.00%		
Albany Park Branch Library	PL	15,000,000	14,773,728	14,425,569	574,431	3.83%	348,159	2.36%	2014	Project in Construction
Chinatown Branch Library	PL	15,600,000	15,600,000	15,600,000	0	0.00%	0	0.00%	2015	Project in Design
Whitney Young Library (Pending Construction Undertaking)	PL	4,559,925	4,559,925	4,559,925	0	0.00%	0	0.00%	2016	Project in Planning
Chicago Public Libraries Subtotal		35,159,925	34,933,653	34,585,493	574,432	1.63%	348,160	1.00%		
MWRD/PBC Engery Efficiency Program	WRD	78,000	78,000	73,539	4,461	5.72%	4,461	5.72%	TBD	Project in Planning
MWRD Subtotal		78,000	78,000	73,539	4,461	5.72%	4,461	5.72%		

City of Chicago

Chicago Public Library

MWRD

Total Active PBC Capital Construction Projects with Signed Undertaking Budgets ¹	249,597,914	249,371,642	247,139,588	2,458,326	0.98%	2,232,054	0.90%
---	-------------	-------------	-------------	-----------	-------	-----------	-------

- Notes:
- Report includes Active PBC Capital Construction Projects in Planning, Design, and Construction with approved Undertaking Budgets Only.
 - Revised budget includes client directed changes in scope
 - Full Undertaking Funding for Wildwood, Oriole Park, Payton, and Lincoln pending BOE Approval.

Variance Current Projection to PBC Original Undertaking Budgets for Undertaken Projects

Variance Current Projection to PBC Revised Budgets for Undertaken Projects



LAST REVISED: 01/07/2014

ACTIVE INTEGRATED SURVEILLANCE PROGRAM - COST STATUS REPORT (Without User Agency)

City of Chicago

PROJECT NAME	TYPE	PBC Original Undertaking Budget	PBC Revised Budget ²	Current Projection (Estimate at Completion) 1/07/14	Variance Current Projection to Undertaking Budget		Variance Current Projection to Current Budget		Current Projected Completion	Project Status
		(1)	(2)	(3)	(4) = 1 - 3		(5) = 2 - 3			
OEMC - Camera Infrastructure UT#21	CoC	300,286	351,644	351,644	(51,358)	-17.10%	-	0.00%	2013	Project in Construction
OEMC - Camera Infrastructure UT#25	CoC	681,751	681,751	681,751	-	0.00%	-	0.00%	2014	Project in Construction
OEMC - Camera Infrastructure UT#26	CoC	100,000	100,000	100,000	-	0.00%	-	0.00%	2014	Project in Construction
OEMC - Camera Infrastructure UT #29	CoC	5,406,312	5,406,312	5,245,169	161,143	2.98%	161,143	2.98%	2014	Project in Construction
OEMC - Camera Infrastructure UT #30	CoC	3,250,000	1,510,522	1,510,522	1,739,478	53.52%	0	0.00%	2014	Project in Construction
OEMC - Camera Infrastructure UT #31	CoC	1,410,017	1,410,017	1,049,883	360,134	25.54%	360,134	25.54%	2014	Project in Construction
OEMC - Camera Infrastructure UT #32	CoC	150,000	150,000	139,976	10,024	6.68%	10,024	6.68%	2013	Project in Construction
OEMC - Camera Infrastructure UT #33	CoC	500,000	500,000	500,000	-	0.00%	-	0.00%	2013	Project in Construction
OEMC CIP #35 - City Facilitiy Security Camera Maintenance	CoC	100,000	100,000	95,000	5,000	5.00%	5,000	5.00%	2013	Project in Construction
OEMC CIP #36 - Public Safety Network Connection at LSD & Illinois	CoC	189,983	189,983	189,983	0	0.00%	0	0.00%	2013	Project in Construction
OEMC CIP #37 - LPR Installation at Navy Pier	CoC	35,300	35,300	33,819	1,481	4.20%	1,481	4.20%	2013	Project in Closeout
City of Chicago Subtotal		12,123,649	10,435,529	9,897,746	2,225,903	18.36%	537,783	5.15%		

Total Active PBC Integrated Surveillance Program Projects with Signed Undertaking Budgets ¹	12,123,649	10,435,529	9,897,746	2,225,903	18.36%	537,783	5.15%
--	------------	------------	-----------	-----------	--------	---------	-------

Notes:
1. Report includes Active PBC Capital Construction Projects in Planning, Design, and Construction with approved Undertaking Budgets Only.
2. Revised budget includes client directed changes in scope

Variance Current Projection to PBC Original Undertaking Budgets for Undertaken Projects

Variance Current Projection to PBC Revised Budgets for Undertaken Projects

Program Cost Effectiveness Report

Public Building Commission of Chicago • Richard J. Daley Center • 50 West Washington, Room 200 • Chicago, Illinois 60602 • Tel: 312-744-3090 • Fax: 312-744-8005



Recognizing the need to be good stewards of the public fund, in addition to getting competitive construction bids and managing projects to approved budgets, additional areas of focus include managing change orders and indirect project costs:

Open Projects Construction Change Order Q4 2013 Report

The **approved change order % for construction projects is 3.5%**. The projected change order % for all construction contracts is 4.7%, including forecasted potential change orders and those in process for approval. These rates are **within the industry standard change order percentage** for new municipal and educational construction work at **3-5%**.

Indirect Costs as a Percentage of Construction Costs

The PBC tracks all project costs throughout the life of a project, including all Indirect Costs, also known as "soft costs" (Planning, Environmental Testing & Consulting, Design, and Program and Project Management) and all Construction Costs, also known as "hard costs" (Demolition, Site Prep, Utility Relocation and General Construction).

The PBC's Indirect Costs average **16.43%** of Construction costs. Indirect Costs are particularly cost effective on large scale projects and programs. The PBC averages 13.91% of construction costs on projects where construction is \$50M or higher. The larger the project, the lower the indirect costs. **This is consistently below the industry average of 25%.**

Cost Effectiveness (Construction Change Order %), 2013 Year End Staff Report

January 1, 2012 Through Current (1/07/14)

Public Building Commission of Chicago • Richard J. Daley Center • 50 West Washington, Room 200 • Chicago, Illinois 60602 • Tel: 312-744-3090 • Fax: 312-744-8005



General Construction

Project	Original Contract Award Including Contingency	Original Base Contract Amount	Approved Changes	Revised Construction Total	Approved Change % from Original	Projected Changes	Total Approved and Projected Changes	Projected Change % from Original
Chicago Public Schools New Construction								
South Shore HS - Demolition & Abatement	\$ 2,344,504.00	\$ 2,244,504.00	\$ (147,335.00)	\$ 2,097,169.00	-6.6%	\$ 191,897.00	\$ 44,562.00	2.0%
Brighton Park II (Shields Middle School)	\$ 26,187,000.00	\$ 24,687,000.00	\$ 1,402,799.92	\$ 26,089,799.92	5.7%	\$ -	\$ 1,402,799.92	5.7%
Edgebrook ES Addition	\$ 11,587,000.00	\$ 11,287,000.00	\$ 454,635.88	\$ 11,741,635.88	4.0%	\$ (5,661.25)	\$ 448,974.63	4.0%
Southwest Area HS (Goode STEM Academy)	\$ 62,452,000.00	\$ 60,952,000.00	\$ 2,051,973.43	\$ 63,003,973.43	3.4%	\$ -	\$ 2,051,973.43	3.4%
Dominguez Artificial Turf	\$ 947,516.00	\$ 912,516.00	\$ 15,941.09	\$ 928,457.09	1.7%	\$ -	\$ 15,941.09	1.7%
Lloyd Artificial Turf	\$ 529,930.00	\$ 504,930.00	\$ 27,751.15	\$ 532,681.15	5.5%	\$ -	\$ 27,751.15	5.5%
Rosenblum Park HS Redevelopment	\$ 3,183,000.00	\$ 3,083,000.00	\$ 219,208.67	\$ 3,302,208.67	7.1%	\$ -	\$ 219,208.67	7.1%
Onahan Linked Annex	\$ 8,736,775.00	\$ 8,436,775.00	\$ 146,829.44	\$ 8,583,604.44	1.7%	\$ 26,267.91	\$ 173,097.35	2.1%
Durkin Park Linked Annex	\$ 9,747,000.00	\$ 9,447,000.00	\$ (7,590.17)	\$ 9,439,409.83	-0.1%	\$ (58,720.00)	\$ (66,310.17)	-0.7%
Stevenson Linked Annex	\$ 10,179,000.00	\$ 9,879,000.00	\$ 831,615.48	\$ 10,710,615.48	8.4%	\$ (3,745.00)	\$ 827,870.48	8.4%
Jones College Prep Replacement HS	\$ 90,980,000.00	\$ 88,980,000.00	\$ 661,784.00	\$ 89,641,784.00	0.7%	\$ 3,696,581.00	\$ 4,358,365.00	4.9%
Back of the Yards HS	\$ 63,822,440.00	\$ 62,322,440.00	\$ 1,601,407.00	\$ 63,923,847.00	2.6%	\$ 287,611.00	\$ 1,889,018.00	3.0%
Edison Park ES Annex	\$ 10,403,082.00	\$ 10,103,082.00	\$ 29,995.00	\$ 10,133,077.00	0.3%	\$ 153,853.00	\$ 183,848.00	1.8%
Hale ES Annex	\$ 11,487,000.00	\$ 11,187,000.00	\$ 60,353.36	\$ 11,247,353.36	0.5%	\$ 379,622.20	\$ 439,975.56	3.9%
Bell ES Addition	\$ 7,256,000.00	\$ 7,056,000.00	\$ 93,191.38	\$ 7,149,191.38	1.3%	\$ 110,978.21	\$ 204,169.59	2.9%
Coonley Elementary School Addition	\$ 10,777,000.00	\$ 10,477,000.00	\$ -	\$ 10,477,000.00	0.0%	\$ -	\$ -	0.0%
Subtotal	\$ 330,619,247.00	\$ 321,559,247.00	\$ 7,442,560.63	\$ 329,001,807.63	2.3%	\$ 4,778,684.07	\$ 12,221,244.70	3.8%

Chicago Public Schools Renovation

Air Force Academy - Phase III	\$ 5,984,135.00	\$ 5,534,135.00	\$ 232,757.00	\$ 5,766,892.00	4.2%	\$ (4,433.00)	\$ 228,324.00	4.1%
Henderson ES Renovation	\$ 8,247,000.00	\$ 7,647,000.00	\$ 534,166.18	\$ 8,181,166.18	7.0%	\$ (209,439.88)	\$ 324,726.30	4.2%
Peck ES Renovation	\$ 10,388,000.00	\$ 9,638,000.00	\$ 512,725.40	\$ 10,150,725.40	5.3%	\$ 7,975.76	\$ 520,701.16	5.4%
Higgins ES Roof Replacement	\$ 1,512,000.00	\$ 1,462,000.00	\$ -	\$ 1,462,000.00	0.0%	\$ 61,468.40	\$ 61,468.40	4.2%
Lakeview HS STEM Renovation	\$ 6,256,800.00	\$ 5,956,800.00	\$ 165,160.76	\$ 6,121,960.76	2.8%	\$ 75,111.85	\$ 240,272.61	4.0%
Jones College Prep Reno Existing HS - Phase I	\$ 2,864,000.00	\$ 2,564,000.00	\$ 33,366.00	\$ 2,597,366.00	1.3%	\$ 137,430.00	\$ 170,796.00	6.7%
Jones College Prep Reno Existing HS - Phase II	\$ 3,699,800.00	\$ 3,549,800.00	\$ -	\$ 3,549,800.00	0.0%	\$ -	\$ -	0.0%
Subtotal	\$ 38,951,735.00	\$ 36,351,735.00	\$ 1,478,175.34	\$ 37,829,910.34	4.1%	\$ 68,113.13	\$ 1,546,288.47	4.3%

Fire Department

Engine Company 16	\$ 10,679,000.00	\$ 10,379,000.00	\$ 989,686.86	\$ 11,368,686.86	9.5%	\$ -	\$ 989,686.86	9.5%
Subtotal	\$ 10,679,000.00	\$ 10,379,000.00	\$ 989,686.86	\$ 11,368,686.86	9.5%	\$ -	\$ 989,686.86	9.5%

Public Libraries

Humboldt Park Library Renovation & Addition	\$ 2,283,650.00	\$ 2,163,650.00	\$ 640,526.50	\$ 2,804,176.50	29.6%	\$ -	\$ 640,526.50	29.6%
Edgewater Branch Library	\$ 7,614,000.00	\$ 7,449,000.00	\$ 525,663.03	\$ 7,974,663.03	7.1%	\$ 41,860.34	\$ 567,523.37	7.6%
Albany Park Branch Library	\$ 7,915,000.00	\$ 7,615,000.00	\$ -	\$ 7,615,000.00	0.0%	\$ 192,000.00	\$ 192,000.00	2.5%
Subtotal	\$ 17,812,650.00	\$ 17,227,650.00	\$ 1,166,189.53	\$ 18,393,839.53	6.8%	\$ 233,860.34	\$ 1,400,049.87	8.1%

Police Stations

12th District Police Station	\$ 21,536,565.00	\$ 20,843,565.00	\$ 429,568.61	\$ 21,273,133.61	2.1%	\$ 294,280.00	\$ 723,848.61	3.5%
Subtotal	\$ 21,536,565.00	\$ 20,843,565.00	\$ 429,568.61	\$ 21,273,133.61	2.1%	\$ 294,280.00	\$ 723,848.61	3.5%

Cost Effectiveness (Construction Change Order %), 2013 Year End Staff Report

January 1, 2012 Through Current (1/07/14)

Public Building Commission of Chicago • Richard J. Daley Center • 50 West Washington, Room 200 • Chicago, Illinois 60602 • Tel: 312-744-3090 • Fax: 312-744-8005



General Construction

Project	Original Contract Award Including Contingency	Original Base Contract Amount	Approved Changes	Revised Construction Total	Approved Change % from Original	Projected Changes	Total Approved and Projected Changes	Projected Change % from Original
Other City of Chicago								
Michael Reese Hospital Demolition	\$ 11,574,900.00	\$ 11,537,700.00	\$ 3,075,354.00	\$ 14,613,054.00	26.7%	\$ -	\$ 3,075,354.00	26.7%
Chicago Children's Advocacy Center	\$ 7,145,034.00	\$ 6,945,034.00	\$ -	\$ 6,945,034.00	0.0%	\$ -	\$ -	0.0%
Subtotal	\$ 18,719,934.00	\$ 18,482,734.00	\$ 3,075,354.00	\$ 21,558,088.00	16.6%	\$ -	\$ 3,075,354.00	16.6%

Park District

31st Street Harbor - Coastal	\$ 30,316,650.00	\$ 30,316,650.00	\$ (47,464.00)	\$ 30,269,186.00	-0.2%	\$ 769,171.00	\$ 721,707.00	2.4%
31st Street Harbor - Landside/Marina	\$ 54,222,265.00	\$ 52,222,265.00	\$ 2,685,640.00	\$ 54,907,905.00	5.1%	\$ 309,111.00	\$ 2,994,751.00	5.7%
Douglas Park Artificial Turf	\$ 1,401,650.00	\$ 1,358,650.00	\$ 35,455.10	\$ 1,394,105.10	2.6%	\$ -	\$ 35,455.10	2.6%
Ping Tom Park Field House	\$ 11,839,000.00	\$ 11,750,677.00	\$ 765,358.16	\$ 12,516,035.16	6.5%	\$ (2,370.00)	\$ 762,988.16	6.5%
Subtotal	\$ 97,779,565.00	\$ 95,648,242.00	\$ 3,438,989.26	\$ 99,087,231.26	3.6%	\$ 1,075,912.00	\$ 4,514,901.26	4.7%

Total	\$ 536,098,696.00	\$ 520,492,173.00	\$ 18,020,524.23	\$ 538,512,697.23	3.5%	\$ 6,450,849.54	\$ 24,471,373.77	4.7%
--------------	--------------------------	--------------------------	-------------------------	--------------------------	-------------	------------------------	-------------------------	-------------

Data Source:

Budget Control System (Primavera Contract Management) as of the 12/31/2013 Data Date

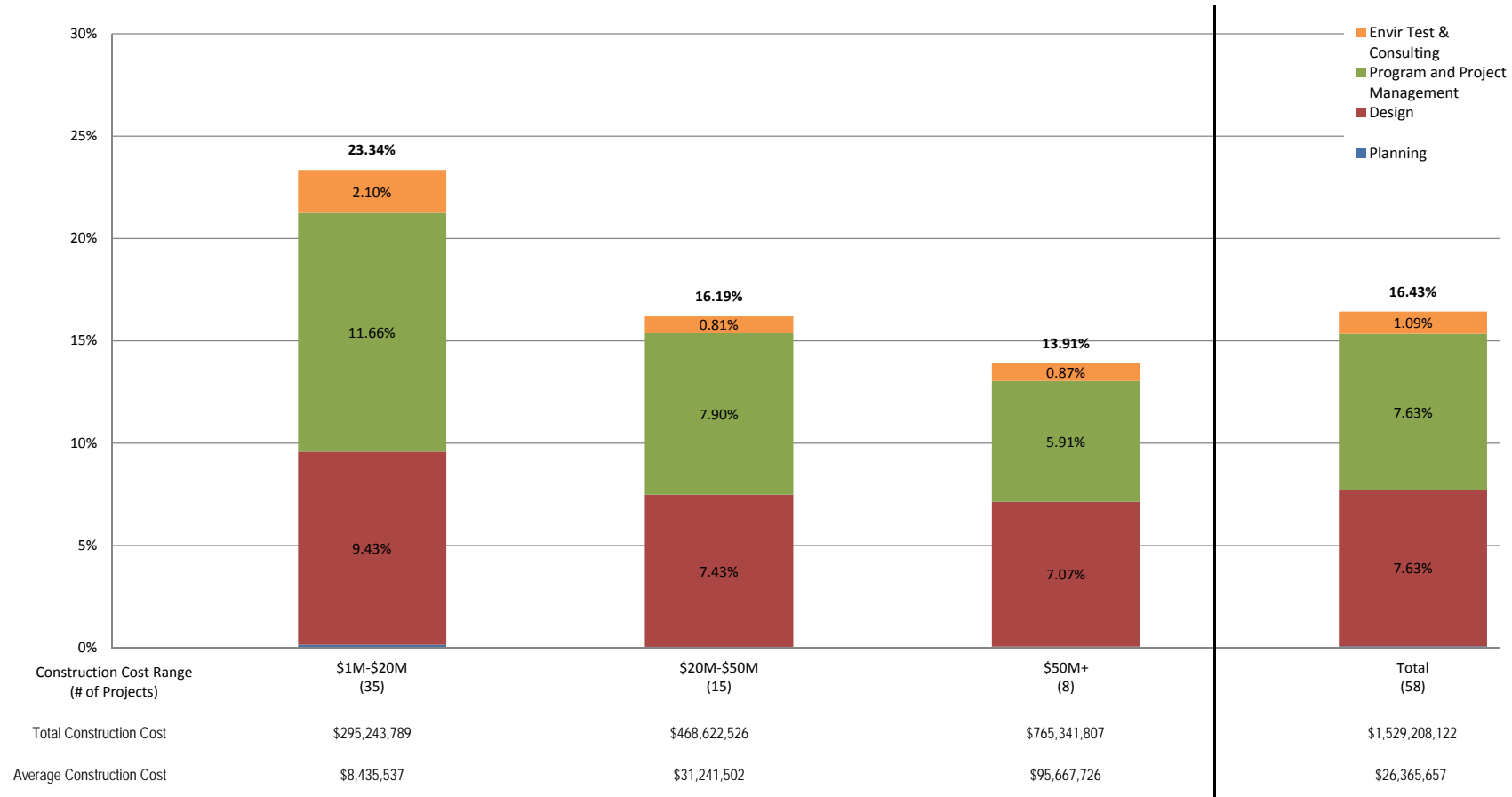
Note:

- 1.) Report includes projects substantially complete as of January 2012 to December 31, 2013 as well as any projects currently under construction
- 2.) Report does not include JOC and Technology projects

Program Cost Effectiveness Report (2013 Year End Staff Report)

Indirect Costs as a Percentage of Construction Costs (by cost range)

Public Building Commission of Chicago · Richard J. Daley Center · 50 West Washington, Room 200 · Chicago, Illinois 60602 · Tel: 312-744-3090 · Fax: 312-744-8005



Data Set Criteria: Projects implemented utilizing a Program Management Organization (PMO)
PBC managed the design
Total construction value is greater than \$1,000,000
Substantial completion achieved prior to the 01/06/14 Data Date

Data Source: Budget Control System (Primavera Contract Management) EAC as of the 01/06/14 Data Date
Note: Indirect Costs = Planning (1.01-1.07), Envir. Test & Consulting (3.01, 3.03, 3.07), Design (4.01-4.11, 4.13), Program and Project Management (5.01-5.10) including PBC Adminis
Construction Costs = Demolition (2.09), Utility Relocation (2.11), Site Prep. (3.06), and General Construction (6.01 - 6.10)

Program Cost Effectiveness Report (2013 Year End Staff Report) Indirect Costs Project List

Public Building Commission of Chicago · Richard J. Daley Center · 50 West Washington, Room 200 · Chicago, Illinois 60602 · Tel: 312-744-3090 · Fax: 312-744-8005



\$50M+ Construction Cost Projects
1 Westinghouse Replacement High School
2 South Shore High School
3 Kelly Curie Gage Park High School (Solario Academy)
4 31st Street Harbor
5 Southwest Area High School (Goode STEM Academy)
6 Jones College Prep Replacement HS
7 Back of the Yards College Prep HS and Library
8 CPS School Investment Program

\$20-50M Construction Cost Projects
1 Ogden International School of Chicago
2 Gwendolyn Brooks HS Additions (Southside Area HS)
3 Langston Hughes/Davis Developmental Replacement ES
4 Southwest Area Middle School (Hernandez Middle School)
5 Belmont Cragin Elementary School (Prieto Math & Science Academy)
6 23rd District Police Station
7 9th District Police Station
8 Brighton Park II Area Elementary School (Shields Middle School)
9 Brighton Park I Area Elementary School (Calmecca Academy)
10 Mark T. Skinner Replacement School
11 Boone Clinton Area Elementary School (West Ridge ES)
12 Lee/Pasteur/Hurley Area Elementary School (Azuela ES)
13 Avondale Irving Park Area Elementary School (Lorca ES)
14 Powell Paideia Academy
15 12th District Police Station

\$1-20M Construction Cost Projects
1 Vehicle Maintenance Facility
2 Sauganash Elementary School Addition
3 Garvy Elementary School Addition
4 Engine Company 109
5 Wellington ES Renovation (Marvin Camras ES)
6 Taylor-Lauridsen Field House and Park
7 Mt. Greenwood ES Linked Annex
8 Marshall School Campus Park
9 Richard M. Daley Branch Library (West Humboldt Branch Library)
10 Jesse Owens Field House and Park
11 Little Village / Marshall Square Branch Library
12 Greater Grand Crossing Branch Library
13 Collins High School Renovation
14 Haas Field House
15 Dunning Branch Library
16 Valley Forge Field House
17 Norwood Park Senior Center
18 Bontemps School Campus Park
19 Engine Company 16
20 Michael Reese Hospital Demolition
21 Edgebrook Elementary School Addition
22 Air Force Academy
23 Douglas Park Turf
24 Humboldt Park Library Renovation and Addition
25 Rosenblum Park Redevelopment
26 Onahan Elementary School Linked Annex
27 Durkin Elementary School Linked Annex
28 Henderson Elementary School Renovation
29 Peck Elementary School Renovation
30 Stevenson Elementary School Linked Annex
31 Edgewater Branch Library
32 Higgins ES Roof Replacement
33 Ping Tom Memorial Park Field House
34 Hale Elementary School Linked Annex
35 Edison Elementary School Linked Annex

2013 Year End Project Status Report

Public Building Commission of Chicago • Richard J. Daley Center • 50 West Washington, Room 200 • Chicago, Illinois 60602 • Tel: 312-744-3090 • Fax: 312-744-8005



This report provides an individual detailed snapshot of projects completed in 2013.



Public Building Commission of Chicago 2013 Year End Project Status Report



Public Building Commission of Chicago

2013 Year End Project Status Report

2013 Completed Projects

The following summary lists project that were completed in 2013:



Adlai Stevenson Elementary
School Linked Annex
8010 S. Kostner Avenue
Ward 13
Page 4



William Jones College
Preparatory High School
700 S. State Street
Ward 2
Page 10



Edgewater Branch Library
6000 N. Broadway
Ward 48
Page 6



Thomas J. Higgins Community
Academy Roof Replacement &
Site Improvements
11710 S. Morgan Street
Ward 34
Page 12



Back of the Yards Campus:
CPS College Preparatory
High School &
CPL Branch Library
2111 W. 47th Street
Ward 12
Page 8



Lake View High School
Renovation
4015 N. Ashland Avenue
Ward 47
Page 13

Public Building Commission of Chicago

2013 Year End Project Status Report

2013 Completed Projects



Ping Tom Memorial Park
Fieldhouse
265 W. 18th Street
Ward 25
Page 14



Energy Program
Multiple Locations
Page 21



Modular Classroom Program
In support of all day kindergarten
Six Locations
Page 16



Technology and
Infrastructure Installations
Multiple Locations
Page 22



Hale Elementary
School Linked Annex
6140 S. Melvina
Avenue
Ward 23
Page 17



CPS School
Investment Program
98 Locations
Page 23



Edison Park Elementary
School Linked Annex
6220 N. Olcott Avenue
Ward 41
Page 19



Public Building Commission of Chicago

2013 Year End Project Status Report

Adlai E. Stevenson Elementary School Linked Annex 8010 S. Kostner Avenue: Ward 13

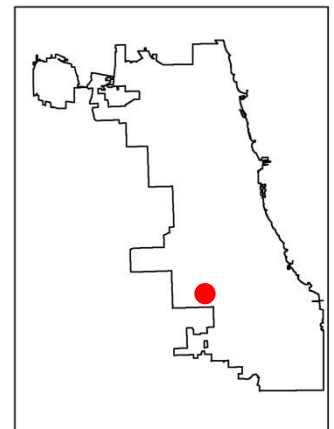


Ward & Alderman: 13-Marty Quinn
District & IL Rep: 22-Michael J. Madigan
District & IL Senator: 12-Martin A Sandoval
County Board District & Commissioner:
11-John P. Daley



Project Features

- 31,728 Square Feet
- 9 Classrooms
- 1 Computer Lab
- Kitchen & Dining Facility
- Linked Connection to Existing Building
- Renovation of existing kitchen into multipurpose space
- Renovation of the existing library





Public Building Commission of Chicago

2013 Year End Project Status Report

Adlai E. Stevenson Elementary School Linked Annex (continued)

8010 S. Kostner Avenue: Ward 13



Budget to Actual (1/7/14)

- Budget Authority: \$14,911,219
- Current Projection: \$13,612,861
- **Variance: (\$1,298,358) Under Budget**

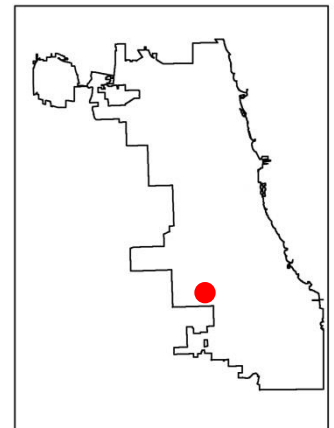
Schedule

- **Opened: January 2013**

Economic Sustainability*

- MBE Paid-to-date: 24.17% or \$2,502,704
- WBE Paid-to-date: 6.65% or \$688,448
- Total Individuals Employed: 371
- Full-time Equivalent Jobs: 47
- Community Hires: 29

*Paid-to-date as 12/31/13, representing 96.41% project completion as of pay app #16.
Numbers will be updated as additional payments are made.





Public Building Commission of Chicago

2013 Year End Project Status Report

Edgewater Branch Library

6000 N. Broadway: Ward 48

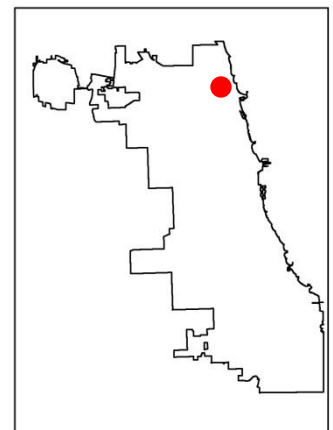


Ward & Alderman: 48-Harry Osterman
District & IL Rep: 14-Kelly Cassidy
District & IL Senator: 7-Heather Steans
County Board District & Commissioner:
10-Bridget Gainer



Project Features

- 16,300 Square Feet
- Two story steel framed building with bearing and nonbearing masonry cavity. Exterior faced with a brick and cast stone veneer
- On-site parking (one for people with disabilities)
- A variable heating and cooling system
- High-efficiency boilers/geothermal system
- Combination of recycled rubber and terrazzo floor coverings
- Physically accessible throughout for people with disabilities
- Seating Capacity –267
- Book Capacity – 50,000 volumes
- Multipurpose Room – Seating capacity: 68 patrons
- Underfloor Technology System – For extensive use of electronic technology
- 54 Computers (Internet access, online and computer reference databases)





Public Building Commission of Chicago

2013 Year End Project Status Report

Edgewater Branch Library (continued)

6000 N. Broadway: Ward 48



Budget to Actual (1/7/14)

- Original Budget Authority: \$13,493,474
- Revised Budget: \$13,693,474
- Current Projection: \$13,477,860
- **Variance: (\$15,614) Under Original Budget**
- **Variance (\$215,614) Under Revised Budget**

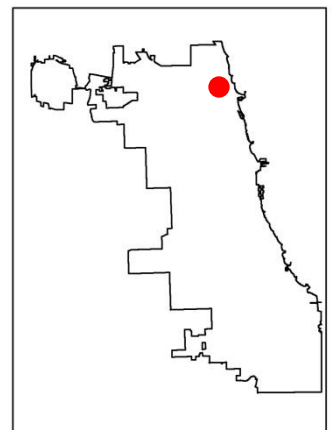
Schedule

- **Opened: June 2013**

Economic Sustainability*

- MBE Paid-to-date: 97.05% or \$7,020,780
- WBE Paid-to-date: 2.95% or \$213,172
- Total Individuals Employed: 395
- Full-time Equivalent Jobs: 45
- Community Hires: 5

*Paid-to-date as 12/31/13, representing 91.56% project completion as of pay app #17.
Numbers will be updated as additional payments are made.



General Contractor: Burling Builders
Architect of Record: Lohan Anderson



Public Building Commission of Chicago

2013 Year End Project Status Report

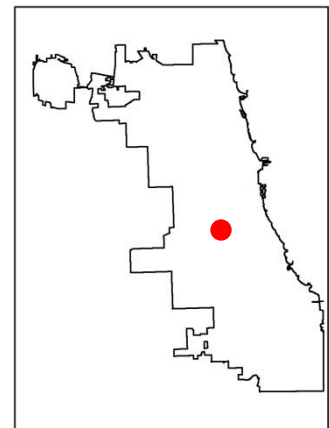

Back of the Yards Campus: CPS College Preparatory High School & CPL Branch Library 2111 W. 47th Street: Ward 12

School Features

- 212,285 Square Feet
- 3-floors plus lower level
- Fully Accessible to People With Disabilities
- Capacity: 1200 Students
- 26 Standard Academic Classrooms
- 5 Computer Labs
- 6 Science Labs
- 2 Visual Arts Classrooms
- 2 Performing Arts Classrooms
- Scene Shop, Dressing Rooms & Green Room
- College Resource Center
- Library/Media Resource Center
- Gymnasium (Two Station)
- 1 Natatorium with 6 Lane Pool
- Multipurpose Room/Athletic Studio
- Fitness/Weight Room
- Administrative Suite
- Nurse and Student Support Service
- Kitchen and Dining Facilities
- Outdoor Athletic Amenities (Soccer/Football Field, Tennis Courts, Softball Diamond)

Library Features

- 8,300 Square Feet
- Physically accessible throughout for people with disabilities
- Areas for adults, teens and children
- Teen focused collection to support the work of high school students
- Media lab for technology training
- Community room
- 25 public computers (Internet access, online and computer reference databases)





Public Building Commission of Chicago

2013 Year End Project Status Report


Back of the Yards Campus: CPS College Preparatory High School & CPL Branch Library

(continued)

2111 W. 47th Street: Ward 12



Ward & Alderman: 12-George Cardenas
District & IL Rep: 2- Edward J. Acevedo
District & IL Senator: 1-Antonio Munoz
County Board District & Commissioner:
11- John P. Daley



Budget to Actual (1/7/14)

- Budget Authority: \$117,457,929
- Current Projection: \$91,507,765
- **Variance: (\$25,950,164) Under Budget**

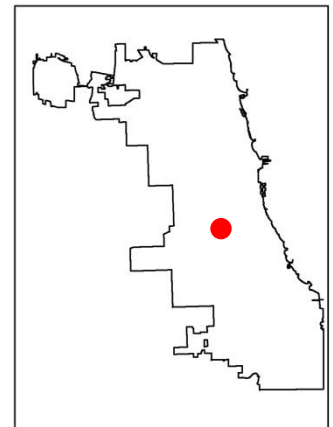
Schedule

- **Opened: September 2013**

Economic Sustainability*

- MBE Paid-to-date: 34.07% or \$21,978,873
- WBE Paid-to-date: 6.22% or \$4,009,878
- Total Individuals Employed: 961
- Full-time Equivalent Jobs: 282
- Community Hires: 59

*Paid-to-date as 12/31/13, representing 95.04% project completion as of pay app #28.
Numbers will be updated as additional payments are made.







Public Building Commission of Chicago

2013 Year End Project Status Report

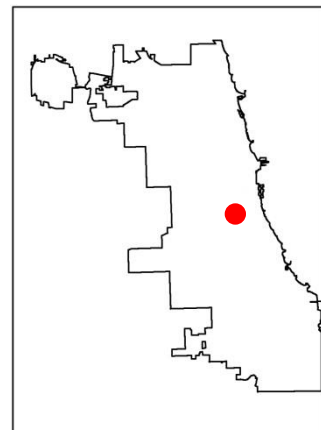
William Jones College Preparatory High School

700 S. State Street: Ward 2



Project Features

- 278,000 Square Feet
- 7-Floors plus Lower Level
- Capacity: 1700 Students (shared campus)
- 26 Standard Academic Classrooms
- 5 Computer Labs
- 6 Science Labs
- 1 Pre-Engineering Lab
- 2 Visual Arts Classrooms
- 2 Performing Arts Classrooms
- 4 OSES Classrooms
- Auditorium
- Scene Shop, Dressing Rooms & Green Room
- College Resource Center
- Library/Media Resource Center
- Gymnasium (Two Station)
- 1 Natatorium with 6 Lane Pool
- Multipurpose Room/Athletic Studio
- Fitness/Weight Room
- Administrative Suite
- Nurse and Student Support Service
- Kitchen and Dining Facilities
- Underground Parking Garage
- Canopy Link Unifying Both Campus Buildings





Public Building Commission of Chicago

2013 Year End Project Status Report

William Jones College Preparatory High School (continued)

700 S. State Street: Ward 2



Ward & Alderman: 02-Robert Fioretti
District & IL Rep: 6-Ester Golar
District & IL Senator: 3-Mattie Hunter
County Board District & Commissioner: 2-Robert Steele



Budget to Actual (1/7/14)

- Budget Authority: \$114,641,655
- Current Projection: \$114,641,655
- **Variance: \$0 On Budget**

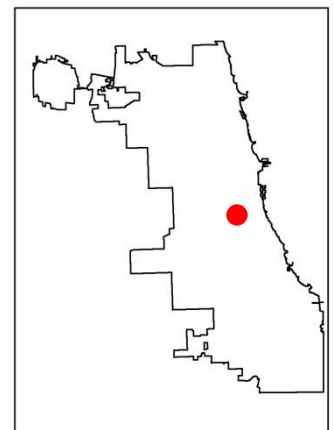
Schedule

- **Opened: August 2013**

Economic Sustainability*

- MBE Paid-to-date: 25.04% or \$20,987,434
- WBE Paid-to-date: 11.78% or \$9,871,589
- Total Individuals Employed: 1,255
- Full-time Equivalent Jobs: 392
- Community Hires: 43

*Paid-to-date as 12/31/13, representing 92.14% project completion as of pay app #24.
Numbers will be updated as additional payments are made.



Public Building Commission of Chicago

2013 Year End Project Status Report

Thomas J. Higgins Community Academy Roof Replacement and Site Improvements

11710 S. Morgan Street: Ward 34



Project Features

- Roof replacement
- Exterior renovations
- Site improvements

Ward & Alderman: 34-Carrie M. Austin
District & IL Rep: 27-Monique Davis
District & IL Senator: 14-Emil Jones, III
County Board District & Commissioner: 5-Deborah Sims

Budget to Actual (1/7/14)

- Budget Authority: \$2,000,000
- Current Projection: \$1,913,123
- **Variance: (\$86,877) Under Budget**

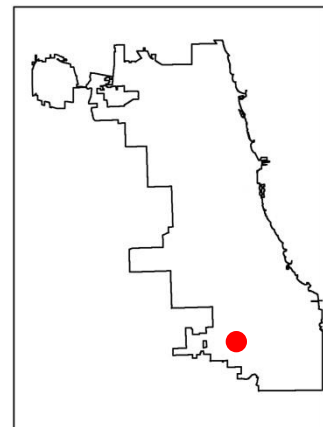
Schedule

- **Opened: August 2013**

Economic Sustainability*

- MBE Paid-to-date: 9.37% or \$72,450
- WBE Paid-to-date: 5.45% or \$42,133
- Total Individuals Employed: 152
- Full-time Equivalent Jobs: 7
- Community Hires: 7

*Paid-to-date as 12/31/13, representing 51.15% project completion as of pay app #2.
Numbers will be updated as additional payments are made



General Contractor: F.H. Paschen, SN Nielsen & Associates, LLC
Architect of Record: Coyne + Associates Architects



Public Building Commission of Chicago

2013 Year End Project Status Report

Lake View High School Renovation

4015 N. Ashland Avenue: Ward 47



Project Features

- Renovation of existing classrooms to provide:
 - -5 STEM labs(Science, Technology, Engineering & Mathematics)
 - 2 Computer labs
- Finish updates to 7 existing labs
- Accessibility upgrades
- Natatorium renovations
- Auditorium renovations



Budget to Actual (1/7/14)

- Budget Authority: \$8,000,000
- Current Projection: \$7,680,822
- **Variance: (\$319,178) Under Budget**

Schedule

- **Opened: September 2013**

Economic Sustainability*

- MBE Paid-to-date: 30.30% or \$1,719,079
- WBE Paid-to-date: 3.52% or \$199,684
- Total Individuals Employed: 317
- Full-time Equivalent Jobs: 27
- Community Hires: n/a**

*Paid-to-date as 12/31/13, representing 90.68% project completion as of pay app #4.
Numbers will be updated as additional payments are made.

**Designed and bid by CPS, then transferred to PBC for construction management
so contract provisions differ from PBC

General Contractor: Friedler Construction

Architect of Record: Cordogan, Clark & Associates

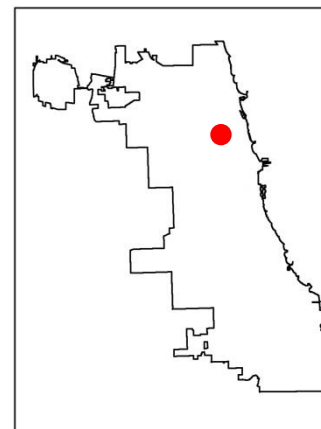
Ward & Alderman: 47-Ameya Pawar

District & IL Rep: 11- Ann M. Williams

District & IL Senator: 6-John J. Cullerton

County Board District & Commissioner:

10-Bridget Gainer





Public Building Commission of Chicago

2013 Year End Project Status Report

Ping Tom Memorial Park Fieldhouse

265 W. 18th Street: Ward 25

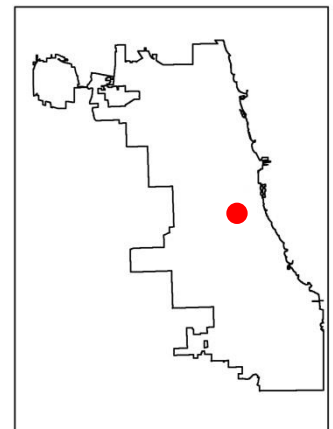


Ward & Alderman: 25-Daniel S. Solis
District & IL Rep: 2-Edward J. Acevedo
District & IL Senator: 1-Antonio Munoz
County Board District & Commissioner:
2-Robert Steele



Project Features

- Approximately 30,000 square feet single-story load bearing precast and steel frame structure
- Natatorium (Six lane pool with spectator area)
- Gymnasium
- Club rooms
- Fitness center
- Single-sex and family locker rooms
- Fully accessible to people with disabilities
- Geothermal heating and cooling mechanical system
- Rainwater harvesting system
- 3,200 square foot roof deck/terrace/green roof
- Onsite parking



Public Building Commission of Chicago

2013 Year End Project Status Report

Ping Tom Memorial Park Fieldhouse (continued)

265 W. 18th Street: Ward 25



Budget to Actual (1/7/14)

- Original Budget Authority: \$15,994,000
- Revised Budget: \$15,215,000
- Current Projection: \$15,180,861
- **Variance: (\$813,139) Under Original Budget**
- **Variance (\$34,139) Under Revised Budget**

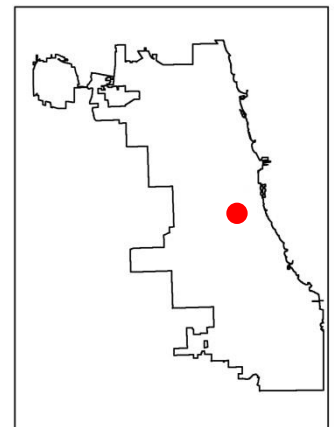
Schedule

- **Opened: October 2013**

Economic Sustainability*

- MBE Paid-to-date: 30.69% or \$3,149,954
- WBE Paid-to-date: 9.51% or \$975,557
- Total Individuals Employed: 460
- Full-time Equivalent Jobs: 52
- Community Hires: 16

*Paid-to-date as 12/31/13, representing 86.01% project completion as of pay app #12.
Numbers will be updated as additional payments are made.



Design Builder: Wight & Company

Public Building Commission of Chicago

2013 Year End Project Status Report

Modular Classroom Program

In support of CPS' universal full day kindergarten program
Six Locations

- William P. Gray Elementary School: 4 classrooms
- Enrico Tonti Elementary School: 4 classrooms
- Mary Lyon Elementary School: 4 classrooms
- Everett McKinley Dirksen Elementary School: 4 classrooms
- Josephine C. Locke Elementary School: 4 classrooms
- Little Village Elementary School: 4 classrooms



Budget to Actual (1/7/14)

- Budget Authority: \$11,200,000
- Current Projection: \$11,200,000
- **Variance: \$0 On Budget**

Schedule

- **Opened: August 2013**

General Contractor: Leopardo Construction, Inc.
Architect of Record: Wallin Gomez Architects

Economic Sustainability*

- MBE Paid-to-date: 24.59% or \$734,074
- WBE Paid-to-date: 15.91% or \$475,047
- Total Individuals Employed: 341
- Full-time Equivalent Jobs: 0
- Community Hires: 2

*Paid-to-date as 12/31/13, representing 55.03% project completion. Numbers will be updated as additional payments are made.



Public Building Commission of Chicago

2013 Year End Project Status Report

Hale Elementary School Linked Annex

6140 S. Melvina Avenue: Ward 23

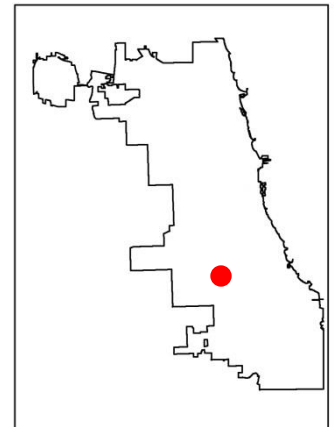


Ward & Alderman: 23-Michael R. Zalewski
District & IL Rep: 3-Luis Arroyo
District & IL Senator: 11-Martin A. Sandoval
County Board District & Commissioner:
4-Stanley Moore



Project Features

- Three-story addition
- 41,338 Square Feet
- Kitchen and Dining Facility
- 11 Classrooms
- 1 Computer Lab
- 1 Art Room
- 2 Student Pull-out Rooms
- 3 Administrative Offices
- Installation of Acoustic Panels in the Auditorium





Public Building Commission of Chicago

2013 Year End Project Status Report

Hale Elementary School Linked Annex (continued)

6140 S. Melvina Avenue: Ward 23



Budget to Actual (1/7/14)

- Budget Authority: \$15,837,887
- Current Projection: \$14,955,703
- **Variance: (\$882,184) Under Budget**

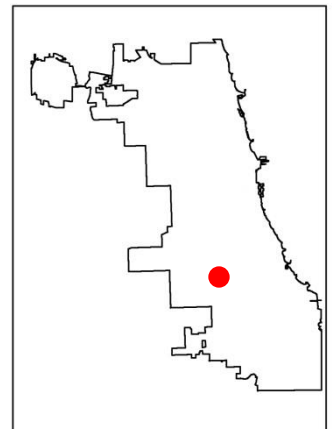
Schedule

- **Opened: January 2014**

Economic Sustainability*

- MBE Paid-to-date: 16.63% or \$735,659
- WBE Paid-to-date: 3.30% or \$146,132
- Total Individuals Employed: 337
- Full-time Equivalent Jobs: 57
- Community Hires: 17

*Paid-to-date as 12/31/13, representing 38.52% project completion as of pay app #6. Numbers will be updated as additional payments are made. M/WBE goals are expected to be achieved near the end of the project when all work and reporting is complete



General Contractor: Walsh Construction Company
Architect of Record: ESA/Searl



Public Building Commission of Chicago

2013 Year End Project Status Report

Edison Park Elementary School Linked Annex

6220 N. Olcott Avenue: Ward 41

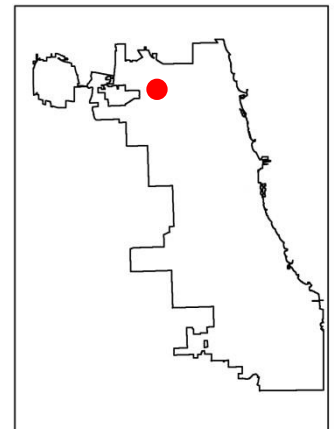


Ward & Alderman: 41-Mary O'Connor
District & IL Rep: 20-Michael P. McAuliffe
District & IL Senator: 10-John G. Mulroe
County Board District & Commissioner:
9-Peter N. Silvestri



Project Features

- Two-story addition
- 30,560 Square Feet
- Kitchen and Dining Facility
- 9 Classrooms
- 1 Science Lab
- Renovation of 2 Existing Classrooms
- Playlot
- Parking lot





Public Building Commission of Chicago

2013 Year End Project Status Report

Edison Park Elementary School Linked Annex (continued)

6220 N. Olcott Avenue: Ward 41



Budget to Actual (1/7/14)

- Budget Authority: \$14,077,194
- Current Projection: \$13,670,339
- **Variance: (\$406,855) Under Budget**

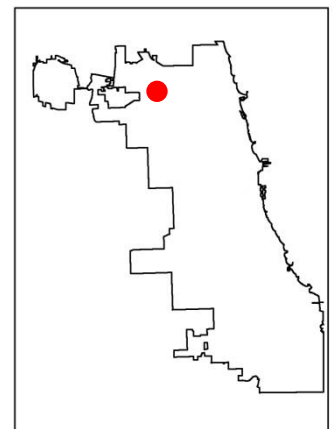
Schedule

- **Opened: January 2014**

Economic Sustainability*

- MBE Paid-to-date: 41.19% or \$2,239,977
- WBE Paid-to-date: 3.25% or \$176,683
- Total Individuals Employed: 367
- Full-time Equivalent Jobs: 49
- Community Hires: 9

*Paid-to-date as 12/31/13, representing 52.27% project completion as of pay app #6.
Numbers will be updated as additional payments are made.



General Contractor: Walsh Construction Company
Architect of Record: Tripartite, Inc.

Public Building Commission of Chicago

2013 Year End Project Status Report

Energy Program

Multiple Locations

- Following the November Chicago Infrastructure Trust (CIT) board approval of the Energy Services Agreement (ESA) finance structure, the PBC is preparing for City Council approval in January of the Retrofit One project, which will improve the energy efficiency of up to 75 Chicago public buildings through the implementation of approximately 225 energy conservation measure projects.
- PBC has completed the initial planning phase of a comprehensive energy efficiency program for the Metropolitan Water Reclamation District of Greater Chicago. The program will focus on improving the energy performance of approximately 35 buildings at six waste water treatment facilities in Cook County. Three Energy Savings Corporations (ESCOs) completed a feasibility analysis of the O'Brien Plant in Skokie. After analyzing and evaluating the ESCO feasibility reports, PBC is recommending the District proceed with the next phase of the planning process. Pending MWRD Board approval, the Investment Grade Audit phase will begin in early 2014; one ESCO will do an in-depth energy audit of all MWRD treatment plant buildings.



Public Building Commission of Chicago

2013 Year End Project Status Report

Technology and Infrastructure Projects

Multiple Locations

The PBC delivered approximately \$16 million in technology projects in 2013, successfully installing 350 new cameras for OEMC, 2FM, Cook County and the Chicago Park District. The work included connecting existing cameras at the fire and police departments, Park District, 2FM, Cook County and City Hall to the OEMC network. Additionally, PBC delivered three mobile vehicles and four mobile towers equipped with cameras, wireless modems and license plate recognition cameras for use at parades and large group events. These mobile vehicles were delivered successfully in advance of the Chicago Marathon.

PBC also performed maintenance on over 500 cameras in 2013.

In 2013, the PBC mapped and created a Broadband Database for all CTA and OEMC fiber locations in 6 of the DoIT Innovations zones for purposes of identifying possible available broadband capacity for public use. That work is complete and operational.

In 2014, we hope to complete the subsequent phases of this work which, once funded, will include, mapping of CTA and fiber in remaining innovation zones as well as ongoing maintenance and updates of the newly created DoIT database.

In 2014, PBC will extend the OEMC fiber network throughout the City; install additional cameras on Lake Shore Drive, along the lakefront and parade and the Chicago Marathon routes. Additionally, PBC will be working on integrating the Forest Preserve District of Cook County cameras so they are viewable on the Cook County Emergency Operation Center sites. Beyond that, PBC also plans to perform maintenance on 750 cameras across the city, ensuring that they are operating as intended.





Public Building Commission of Chicago

2013 Year End Project Status Report

Special Project Highlight: CPS School Investment Program



Public Building Commission of Chicago

2013 Year End Project Status Report

CPS School Investment Program

98 School Locations

Authority:

- PBC approved undertaking for the CPS 2013 School Investment Program (SIP) on 4/9/13. Pending CPS board action on school closings on April 24, 2013 and end of school year June 21, 2013.

Business Participation Outreach:

- Published RFQ required 30% MBE participation and 5% WBE participation (higher than usual 24% MBE and 4% WBE)
- National Organization of Minority Architects (NOMA) and Engineers (NOME) 4/10/13
- Contractor outreach and networking session at Kennedy King College 4/12/13
- Chatham Business Association at the QBG foundation 4/16/13
- Building Trades Council 4/16/13
- Urban League 4/17/13, 4/23/13, 4/25/13



Public Building Commission of Chicago

2013 Year End Project Status Report

CPS School Investment Program

98 School Locations

Job Fairs:

Published RFQ required City Residency (50%)
Community Hiring (7.5%) in addition to workforce
diversity goals.

- Malcolm X College 5/31/13
- Salvation Army 6/4/13
- Truman College 6/7/13
- Salvation Army 6/11/13
- Plaza Arms 6/17/13
- Public Building Commission 7/1/13





Public Building Commission of Chicago

2013 Year End Project Status Report

CPS School Investment Program

98 School Locations

Budget & Schedule

- Budget Authority: \$220,222,400
- Current Projection: \$217,009,872
- **Variance: (\$3,212,528)**
Under Budget
- **Opened: August 2013**

Economic Sustainability Provisions

Business Participation:

- 15 of the 17 contracts (88%) have M/WBE as lead members of the design build team.

Goals:

- MBE: 30%
- WBE: 5%

Achievements*

- MBE Paid-to-date: **34.54%** or \$58,039,279.35
- WBE Paid-to-date: **5.89%** or \$9,891,323.70
- Total Individuals Employed: **7,162**
- Community Hires: **727**

*Paid-to-date as 12/31/13, representing 88.6% project completion. Numbers will be updated as additional payments are made.



Public Building Commission of Chicago

2013 Year End Project Status Report

CPS School Investment Program

98 School Locations

Program Scope

PBC approved seventeen Design-Build Agreements for the SIP Program at 5/14/13 Board Meeting for work at 98 schools.

To support schools that are warm, dry, cool, secure, welcoming, inclusive, high-tech and purpose-built.

- Excess of 2,000 classrooms and labs (engineering, computer and media) received new or upgraded air conditioning (over 2,400 air conditioners)
- 54 Welcoming Schools received new wireless upgrades (over 1,600 wireless access points)
- Hundreds of classrooms, along with auxiliary spaces (gymnasiums, cafeterias, corridors, etc.) received painting and refinishing
- 33 schools received food service upgrades (including existing kitchen renovations, new serving lines, new equipment, etc.)
- New or upgraded electrical service provided on eight schools.
- Electrical, mechanical, and plumbing system upgrades provided to make the facilities functional and support the renovations and new educational programs
- 23 new International Baccalaureate Science Labs
- Over 40 schools received new or renovated computer labs totaling over 1,000 new computers installed
- 18 new or renovated science labs constructed
- 13 new or renovated art classrooms constructed
- 10 schools received a new or renovated engineering lab
- 10 new or renovated media labs constructed
- 11 schools received a new or renovated library
- Envelope (masonry, restoration and windows) and roof repairs at over 60 schools
- Site improvements at over 20 schools
- New or renovated lockers at over 15 schools
- By year end, 13 schools received 11 new elevators and 14 new accessible lifts



Public Building Commission of Chicago

2013 Year End Project Status Report

CPS School Investment Program

98 School Locations

**Nicholson:
Before**



More than 2,000 classrooms and labs (engineering, computer and media) received new or upgraded air conditioning (over 2,400 air conditioners)

**Nicholson:
After**



Air conditioning






Public Building Commission of Chicago

2013 Year End Project Status Report

CPS School Investment Program

98 School Locations



Data ports

54 Welcoming Schools received
new wireless upgrades (over 1,600
wireless access points)



Public Building Commission of Chicago

2013 Year End Project Status Report

CPS School Investment Program

98 School Locations

Schurz:
Before



Painting

Schurz:
After



Hundreds of classrooms, along with auxiliary spaces (gymnasiums, cafeterias, corridors, etc.) received painting and refinishing



Public Building Commission of Chicago

2013 Year End Project Status Report

CPS School Investment Program

98 School Locations

Electrical, mechanical, and plumbing system upgrades provided to make the facilities functional and support the renovations and new educational programs

Electrical, Mechanical & Plumbing



Holmes:
After



Holmes:
Before



Public Building Commission of Chicago

2013 Year End Project Status Report

CPS School Investment Program


98 School Locations

**Northwest:
Before**



Marker Boards

**Northwest:
After**



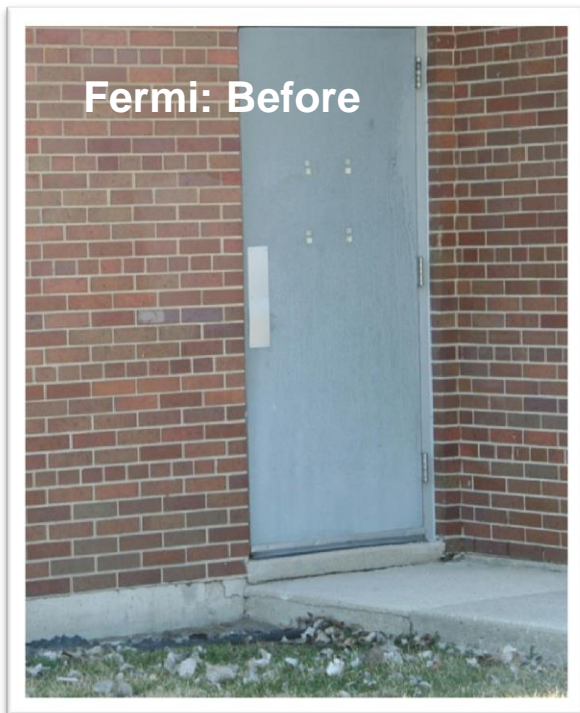


Public Building Commission of Chicago

2013 Year End Project Status Report

CPS School Investment Program

98 School Locations



Security Doors



Public Building Commission of Chicago

2013 Year End Project Status Report


CPS School Investment Program

98 School Locations



Painting and
Refinishing

Hundreds of classrooms, along with auxiliary spaces (gymnasiums, cafeterias, corridors, etc.) received painting and refinishing





Public Building Commission of Chicago

2013 Year End Project Status Report

CPS School Investment Program

98 School Locations

**Marshall:
Before**



Science Labs

18 new or
renovated
science labs
constructed

**Marshall:
After**





Public Building Commission of Chicago

2013 Year End Project Status Report

CPS School Investment Program

98 School Locations

Hyde Park:
Before



Computer Labs

Hyde Park:
After



Over 40 schools
received new or
renovated computer
labs totaling over
1,000 new
computers installed




Public Building Commission of Chicago

2013 Year End Project Status Report

CPS School Investment Program


98 School Locations

**Marshall:
Before**



Art Classrooms

13 new or renovated
art classrooms
constructed



**Marshall:
After**



Public Building Commission of Chicago

2013 Year End Project Status Report

CPS School Investment Program

98 School Locations



**Hefferan:
Before**

Engineering Labs

10 schools received
a new or renovated
engineering lab



**Hefferan:
After**



Public Building Commission of Chicago

2013 Year End Project Status Report

CPS School Investment Program

98 School Locations

Media Labs



**Tilton:
Before**



**Tilton:
After**

10 new or
renovated
media labs
constructed



Public Building Commission of Chicago

2013 Year End Project Status Report

CPS School Investment Program

98 School Locations

**Hammond:
Before**



Envelope and Roof Repairs

Envelope (masonry, restoration and windows) and roof repairs at over 60 schools

**Hammond:
After**





Public Building Commission of Chicago

2013 Year End Project Status Report

CPS School Investment Program

98 School Locations

**Haley:
Before**



Exterior Repairs
and New Windows

**Haley:
After**






Public Building Commission of Chicago

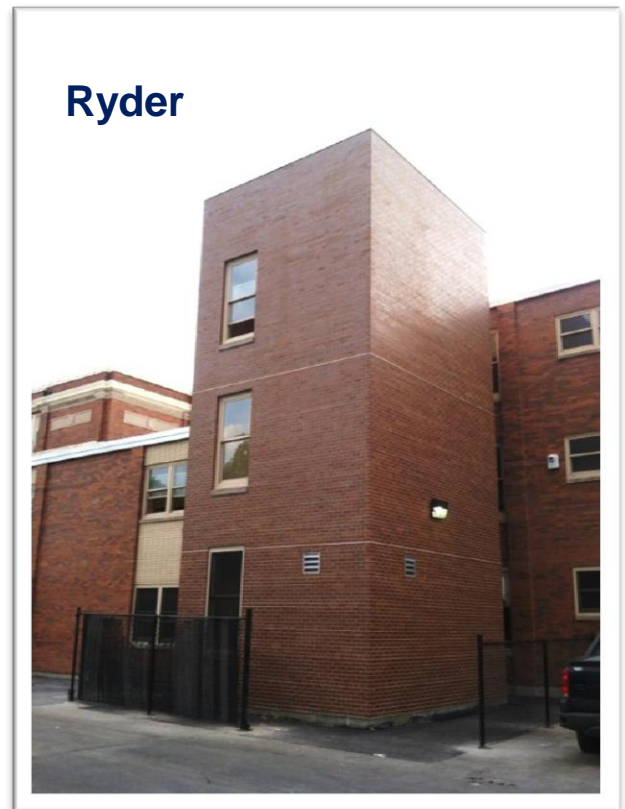
2013 Year End Project Status Report

CPS School Investment Program

98 School Locations



Elevators & Lifts



11 new elevators and
14 new accessible lifts

Sustainable Development Status Report

Public Building Commission of Chicago • Richard J. Daley Center • 50 West Washington, Room 200 • Chicago, Illinois 60602 • Tel: 312-744-3090 • Fax: 312-744-8005



This report provides a detailed snapshot of the PBC's LEED certified projects and metrics. Through Q4 2013, the PBC has achieved LEED Certification on 59 municipally owned projects, with an additional 19 registered projects. The City of Chicago has more LEED certified municipally owned facilities than any other city in the nation and is on track to double the number of LEED certified municipally owned facilities ahead of the schedule committed in June 2011.



Mission

The Public Building Commission is committed to client service and strong stewardship of public resources. The PBC plans, designs and builds facilities that reflect the highest standards of environmental and economic sustainability.

Vision

The vision of the Public Building Commission is a built environment in which function, beauty and sustainability are inherent to every community; where physical surroundings inspire and support achievement of the individual goals of those who live, work and visit Chicago and Cook County; and, where people gather to share the common values that truly build our communities.

Sustainability Program

In line with this mission and vision, the Public Building Commission of Chicago (PBC) has developed 59 LEED certified facilities, with an additional 19 LEED registered projects in development, and is implementing a program to install Energy Conservation Measures across a broad range of City of Chicago and Metropolitan Water Reclamation District (MWRD) facilities. Additionally, the City of Chicago and Sister Agencies, including the PBC, together have achieved LEED Certification on 79 municipally owned facilities. The June 2011 commitment to double the number of LEED certified facilities will be achieved well ahead of schedule.

LEED

Below please find the statistics of LEED certification for PBC projects by Green Building Certification Institute (GBCI), as well as our "Harvest" metrics. The "Harvest" metrics illustrate the cumulative benefits of sustainable development and underscore our commitment to being responsible stewards of the public fund and responsible stewards of our resources.

- 59 LEED certified projects

Target Level (By Client)	Total	Certified	Silver	Gold	Platinum	Current Registered	Certified to date	Total Registered + Certified
CPS	33	3	16	13	1	11	22	33
Fire	6	0	3	2	1	0	6	6
Police	5	0	1	4	0	1	4	5
Libraries	16	8	2	6	0	2	14	16
Parks	9	1	2	6	0	2	7	9
Other**	10	2	4	1	2	3	6	9
Total	78	14	28	32	4	19	59	78

- Occupied - 2013 LEED Certification Achieved

As of Q4-2013, the PBC has achieved certification on 10 projects:

- Haas Park Field House (LEED Gold)
- 31st Street Harbor (LEED Gold)
- Mt. Greenwood Elementary School Linked Annex (LEED Gold)
- 40th Street Beach House (LEED Certified)
- Engine Company 16 (LEED Platinum)
- Onahan Elementary School Linked Annex (LEED Silver)
- Edgebrook Elementary School Addition (LEED Silver)
- Holmes Addition (LEED Certified)
- Sarah E. Goode STEM Academy (LEED Platinum)
- Garvy Elementary School Addition (LEED Silver)

- The R. J. Daley Center, owned and operated by the PBC on behalf of the City of Chicago and Cook County, is Chicago's largest municipally owned LEED EB O+M certified building, at 1,593,714 gross square feet. The Daley Center achieved LEED EB O+M Silver certification in May 2012 based on building performance over a year-long performance period. The PBC sought LEED EB O+M certification to align with overall sustainability goals, and demonstrate that LEED EB O+M can be achieved in municipally owned, large assembly use buildings. LEED EB O+M brings together and codifies all of the sustainability efforts that PBC has undertaken over the past 15 years for the Daley Center. Energy and water saving initiatives originally implemented as part of Energy Star and Guaranteed Performance Contract efforts support the LEED EB O+M effort. LEED EB O+M also provides a framework for sustainable building operation and maintenance strategies and policies that have been implemented at the Daley Center.

- **Occupied - Q1 2014 Certification**

Of the 19 projects registered and in development, four are expected to complete certification in Q1 2014 :

- Durkin Elementary School Addition (targeting Silver)
- Sauganash Elementary School Addition (targeting Silver)
- Gwendolyn Brooks High School Additions (targeting Silver)
- Stevenson Elementary School Annex (targeting Silver)

- **Harvest Metrics to date** (includes LEED Certified projects and occupied projects, and Daley Center Energy Star efforts):

Stormwater Diverted from Sewers - Total	565,231	gallons / year
Potable Water Saved	22,251,437	gallons / year
Landscape 6,539,256		gallons / year
Buildings 15,712,181		gallons / year
Daley Center Water Savings	17,381,592	gallons / year
Energy Savings	\$1,418,707	dollars / year
Daley Center Energy Savings	\$1,124,797	dollars / year
Green Roof Area	635,686	SF to date
Total Roof Area 1,822,119 SF 35% overall		
Shade Trees on New Construction Sites	2,406	trees to date
Recycled Materials	\$ 55,524,926	to date
Regional Materials (Extracted, Processed, Manufactured within 500 miles)	\$ 99,907,141	to date
Waste Diverted from Landfill 94.8%	180,760	Tons to date
Electric Vehicle Charging Stations	41	
KWh offset in form of Green Power Recs	5,628,427	kWh

- **Other Projects****

The following projects are included in the Other category, above:

LEED Certified

R. J. Daley Center	Silver (LEED EB O+M)
South Water Purification Plant	Silver
Norwood Park Senior Center	Certified
Western Avenue Vehicle Maintenance Facility	Silver
4 th Ward Yard	Silver
Chicago Center for Green Technology	Platinum

LEED Registered

Ford Calumet Environmental Center	target Platinum
Warren Park Senior Center	target Certified

Multi-Agency Energy Performance Contract Program

PBC is implementing a multi-agency energy performance contract program, utilizing three Energy Service Companies (ESCOs) to reduce energy use and carbon footprint across the City of Chicago. A part of the broader Sustainable Chicago program, the PBC program leverages long term energy cost savings to pay for energy-related capital improvements - Energy Conservation Measures (ECMs) - that achieve significant long term savings that can be measured and verified. Funding ECMs through this vehicle allows improvements to be implemented with no capital outlay. Rebates and other incentives may be used to pay down financing through the ESCOs. The program is being implemented in two forums: Retrofit Chicago and MWRD/PBC Energy Efficiency Program.

Retrofit Chicago

Out of an initial list of 238 City of Chicago facilities, an initial feasibility analysis on 148 buildings was completed in November 2012. Investment Grade Energy Audits were performed on 112 of these facilities, and 60 buildings were ultimately identified as suitable candidates for inclusion in Retrofit One, the first phase of Retrofit Chicago. Retrofit One, a \$13M project, approved by City Council on January 15, 2014, is guaranteed to save at least \$1.4 million in annual utility energy costs, with additional operations and maintenance benefits also expected. Project implementation is expected to commence March 2014 and be substantially complete by March 2015.

MWRD / PBC Energy Efficiency Program

A preliminary feasibility study has been completed to assess the opportunities for implementing ECMs across Metropolitan Water Reclamation District (MWRD) wastewater treatment plant buildings. Three ESCO's analyzed the Terrance O'Brien Wastewater Treatment Plant in Skokie, Illinois. Their feasibility analysis was reviewed by an MWRD evaluation committee who is recommending that MWRD proceed with the next phase of the planning process; i.e. Investment Grade Audits of 6 waste water treatment facilities. Pending MWRD Board of Commissioner approval, the full audit process is expected to be completed in the 3rd quarter of 2014.

M/WBE Commitment Reports

Public Building Commission of Chicago • Richard J. Daley Center • 50 West Washington, Room 200 • Chicago, Illinois 60602 • Tel: 312-744-3090 • Fax: 312-744-8005



M/WBE Construction Contract Commitment Report for Projects Awarded in 2013

Through Q4 2013, nine contracts for General Construction were awarded and forty-five work orders on six Job Order Contracts (JOC) were issued. Additionally, construction began on two Design Build projects. Below are the M/WBE Commitments:

Type	Total Contract Value	MBE Commitment	MBE Value (At Award)	WBE Commitment	WBE Value (At Award)
General Construction	\$63,058,916.00	27.00%	\$17,024,415.00	4.51%	\$2,842,795.00
JOC	\$6,054,148.84	23.22%	\$1,405,726.88	21.11%	\$1,277,735.00
Design Build	\$193,822,588.00	38.65%	\$74,910,245.24	7.08%	\$13,725,363.00
Total	\$262,935,652.84	35.50%	\$93,340,387.12	6.79%	\$17,845,893.00

M/WBE Commitment Report for Professional Services Awarded on 2013 General Construction Contracts

(AOR, Environmental Consultant-Category A, B, & C, Environmental Consultant-Reno & Demo, Traffic Study, Geotechnical Consultant, Commissioning Authority, Material Testing Service, Surveyor Service, Construction Signage and Comprehensive Printing Services)

Below are the M/WBE Commitments at time of award for the above referenced Professional Consulting Services on the nine General Construction projects awarded through Q4-2013:

Type	Total Contract Value	MBE Commitment	MBE Value (At Award)	WBE Commitment	WBE Value (At Award)
Professional Services (Project)	\$7,089,296.08	29.54%	\$2,094,188.38	20.05%	\$1,421,316.81

M/WBE Construction Contract Commitment Report for Projects Awarded in 2013 (Summary 1/1/13 to 12/31/13)



Public Building Commission of Chicago ▪ Richard J. Daley Center ▪ 50 West Washington, Room 200 ▪ Chicago, Illinois 60602 ▪ Tel: 312-744-3090 ▪ Fax:312-744-8005

Total Construction Program:	\$262,935,652.84	100.00%
Total MBE Commitments:	\$93,340,387.12	35.50%
Total WBE Commitments:	\$17,845,893.00	6.79%

Contract Value for 9 General Construction (GC) Projects:	\$63,058,916.00
Total Value of Work Orders issued against 6 Job Order Contracts (JOC)	\$6,054,148.84
Total Value of 2 Design-Build Contract Awarded:	\$193,822,588.00
Total Projects:	\$262,935,652.84

	M/WBE Commitments	
MBE Commitments in GC Projects:	\$17,024,415.00	27.00%
MBE Commitments in JOC Contracts:	\$1,405,726.88	23.22%
MBE Commitments in Design-Build Contracts:	\$74,910,245.24	38.65%
Total MBE:	\$93,340,387.12	35.50%
WBE Commitments in GC Projects:	\$2,842,795.00	4.51%
WBE Commitments in JOC Contracts:	\$1,277,735.00	21.11%
WBE Commitments in Design-Build Contracts:	\$13,725,363.00	7.08%
Total WBE:	\$17,845,893.00	6.79%

M/WBE Construction Contract Commitment Report for GC Contracts Awarded in 2013 (1/1/13 to 12/31/13)



Public Building Commission of Chicago ▪ Richard J. Daley Center ▪ 50 West Washington, Room 200 ▪ Chicago, Illinois 60602 ▪ Tel: 312-744-3090 ▪ Fax: 312-744-8005

Total Construction Program (9 Projects):	\$63,058,916.00	100.00%
Total MBE Commitments:	\$17,024,415.00	27.00%
Total WBE Commitments:	\$2,842,795.00	4.51%

Contract Value for 9 General Construction (GC) Projects:	\$63,058,916.00
Total 9 Projects:	\$63,058,916.00

GC Projects:

Project Name	Contractor	Awarded Contract Value	MBE Commitments	%	WBE Commitments	%
1. Alexander Graham Bell Elementary School Addition	Wight Construction	\$7,256,000.00	\$2,018,000.00	27.81%	\$322,850.00	4.45%
2. Edison Park Elementary School Linked Annex	Walsh Construction	\$10,403,082.00	\$2,625,000.00	25.23%	\$440,000.00	4.23%
3. Hale Elementary School Linked Annex	Walsh Construction	\$11,487,000.00	\$2,770,000.00	24.11%	\$508,400.00	4.43%
4. Higgins Elementary School Roof Replacement & Site Improvements	F.H. Paschen	\$1,512,000.00	\$381,000.00	25.20%	\$76,363.00	5.05%
5. William Jones College Prep. High School Renovations Ph. 1	F.H. Paschen	\$2,864,000.00	\$728,500.00	25.44%	\$125,000.00	4.36%
6. Albany Park Branch Library	Wight Construction	\$7,915,000.00	\$2,076,735.00	26.24%	\$378,000.00	4.78%
7. William Jones College Prep. High School Renovations Ph. 2	Friedler Construction Co.	\$3,699,800.00	\$2,110,000.00	57.03%	\$150,000.00	4.05%
8. Chicago Children's Advocacy Center Expansion Project	IHC Construction Co., LLC	\$7,145,034.00	\$1,722,580.00	24.11%	\$305,182.00	4.27%
9. John C. Coonley Elementary School Addition	K.R. Miller Contractors, Inc.	\$10,777,000.00	\$2,592,600.00	24.06%	\$537,000.00	4.98%
Subtotals:		\$63,058,916.00	\$17,024,415.00	27.00%	\$2,842,795.00	4.51%

M/WBE Construction Contract Commitment Report for JOC Task Orders Awarded in 2013 (1/1/13 to 12/31/13)

Public Building Commission of Chicago ▪ Richard J. Daley Center ▪ 50 West Washington, Room 200 ▪ Chicago, Illinois 60602 ▪ Tel: 312-744-3090 ▪ Fax:312-744-8005



Total Job Order Contracts (6 Contracts):	\$6,054,148.84	100.00%
Total MBE Commitments:	\$1,405,726.88	23.22%
Total WBE Commitments:	\$1,277,735.00	21.11%

2013 Total Value of 45 Work Orders issued against 6 Job Order Contracts (JOC)	\$6,054,148.84
Total 6 Contracts:	\$6,054,148.84

JOC Contracts (data date from 1/1/13 to 12/31/13)

Project Name	Contractor	2013 Value of Work Orders	2013 MBE Commitments	%	2013 WBE Commitments	%
1. Hale Elem. Chiller 1483-01	Leopardo Companies	\$129,203.31	\$18,870.00	14.60%	\$14,500.00	11.22%
2. South Shore MDF 1483-02	Leopardo Companies	\$21,513.67	\$0.00	0.00%	\$0.00	0.00%
3. Kelly Curie MDF 1483-02	Leopardo Companies	\$21,513.67	\$13,560.00	63.03%	\$0.00	0.00%
4. Collins Pool Renovation 1483-04	Leopardo Companies	\$835,355.27	\$144,776.00	17.33%	\$289,043.00	34.60%
5. Southeast Elem. Fence 1505A-07	Pacific Construction	\$829.80	\$0.00	0.00%	\$0.00	0.00%
6. Southeast Elem. Lot Demo. 1505D-01	McDonagh Demolition, Inc.	\$200,171.56	\$0.00	0.00%	\$0.00	0.00%
7. Southeast Water Taps 1505D-02	McDonagh Demolition, Inc.	\$18,572.00	\$0.00	0.00%	\$18,572.00	100.00%
8. Humboldt Park Libr. Trash Encl. 1549A-01	F.H. Paschen/SN Nielsen	\$13,209.60	\$0.00	0.00%	\$0.00	0.00%
9. Humboldt Park Libr. Chiller 1549A-02	F.H. Paschen/SN Nielsen	\$1,504.73	\$0.00	0.00%	\$0.00	0.00%
10. CIP Undertaking 1549A-01	F.H. Paschen/SN Nielsen	\$100,956.66	\$0.00	0.00%	\$0.00	0.00%
11. Albany Park Site Prep 1549B-01	McDonagh Demolition, Inc.	\$553,080.71	\$150,000.00	27.12%	\$30,000.00	5.42%
12. Kelly Curie Gym Flr. Removal 1549B-01	McDonagh Demolition, Inc.	\$59,085.75	\$0.00	0.00%	\$0.00	0.00%
13. SEAES Fence Mod. 1549B-01	McDonagh Demolition, Inc.	\$31,436.82	\$0.00	0.00%	\$0.00	0.00%
14. Hale Elem. Water System 1549C-01	Leopardo Companies	\$8,572.98	\$0.00	0.00%	\$0.00	0.00%
15. Peck Elem. Paint Rm. Numbers 1549C-01	Leopardo Companies	\$3,669.97	\$0.00	0.00%	\$0.00	0.00%
16. Peck Elem. Rehang Monitors 1549C-02	Leopardo Companies	\$10,722.40	\$0.00	0.00%	\$0.00	0.00%
17. Peck Elem. Rebuild AHU 1549C-03	Leopardo Companies	\$7,954.63	\$0.00	0.00%	\$5,134.00	64.54%
18. Greater Grand Libr. Window Film 1549C-01	Leopardo Companies	\$7,090.78	\$0.00	0.00%	\$0.00	0.00%
19. Locke Elem. Fencing 1549C-01	Leopardo Companies	\$11,503.66	\$1,050.00	9.13%	\$0.00	0.00%
20. Locke Elem. Mod. Finish 1549C-03	Leopardo Companies	\$831,411.38	\$214,976.00	25.86%	\$82,240.00	9.89%
21. Locke Elem. Low Volt. Sys. 1549C-03	Leopardo Companies	\$69,301.32	\$0.00	0.00%	\$0.00	0.00%

22. Lyon Elem. Fencing 1549C-01	Leopardo Companies	\$12,086.80	\$1,200.00	9.93%	\$0.00	0.00%
23. Lyon Elem. Mod. Finish 1549C-03	Leopardo Companies	\$760,897.08	\$179,277.00	23.56%	\$60,697.00	7.98%
24. Lyon Elem. Low Volt. Sys. 1549C-03	Leopardo Companies	\$69,301.32	\$0.00	0.00%	\$0.00	0.00%
25. Tonti Elem. Fencing 1549C-01	Leopardo Companies	\$11,980.77	\$1,200.00	10.02%	\$0.00	0.00%
26. Tonti Elem. Mod. Finish 1549C-03	Leopardo Companies	\$844,493.18	\$180,316.00	21.35%	\$310,047.00	36.71%
27. Tonti Elem. Low Volt. Sys. 1549C-03	Leopardo Companies	\$69,301.32	\$0.00	0.00%	\$0.00	0.00%
28. Dirkson Elem. Fencing 1549C-01	Leopardo Companies	\$13,436.25	\$1,659.00	12.35%	\$0.00	0.00%
29. Dirkson Elem. Mod. Finish 1549C-03	Leopardo Companies	\$853,158.32	\$276,482.00	32.41%	\$92,797.00	10.88%
30. Dirkson Elem. Low Volt. Sys. 1549C-03	Leopardo Companies	\$69,301.32	\$0.00	0.00%	\$0.00	0.00%
31. Gray Elem. Fencing 1549C-01	Leopardo Companies	\$11,503.66	\$998.00	8.68%	\$0.00	0.00%
32. Gray Elem. Mod. Finish 1549C-03	Leopardo Companies	\$789,260.82	\$224,920.00	28.50%	\$99,128.00	12.56%
33. Gray Elem. Low Volt. Sys. 1549C-03	Leopardo Companies	\$69,301.32	\$0.00	0.00%	\$0.00	0.00%
34. Little Village Elem. Fencing 1549C-01	Leopardo Companies	\$16,120.96	\$2,100.00	13.03%	\$0.00	0.00%
35. Little Village Elem. Mod. Finish 1549C-03	Leopardo Companies	\$764,873.65	\$163,132.00	21.33%	\$234,164.00	30.61%
36. Little Village Elem. Low Volt. Sys. 1549C-03	Leopardo Companies	\$69,301.32	\$0.00	0.00%	\$0.00	0.00%
37. E.C. 32 Fence Mod. 1549C-01	Leopardo Companies	\$5,300.50	\$2,400.00	45.28%	\$0.00	0.00%
38. E.C. 93 Fence Mod. 1549C-01	Leopardo Companies	\$15,052.43	\$7,600.00	50.49%	\$0.00	0.00%
39. BOTY Metal Detector 1549C-02	Leopardo Companies	\$8,649.21	\$6,638.00	76.75%	\$0.00	0.00%
40. Jones HS Security Serv. 1549C-01	Leopardo Companies	\$2,037.66	\$1,386.88	68.06%	\$0.00	0.00%
41. Stevenson ES Phone Connect 1549C-02	Leopardo Companies	\$2,520.99	\$0.00	0.00%	\$1,700.00	67.43%
42. Stevenson ES Phone Trans 1549C-02	Leopardo Companies	\$1,667.50	\$0.00	0.00%	\$1,000.00	59.97%
43. Coonley ES Inter. Prep. 1549C-01	Leopardo Companies	\$10,327.28	\$0.00	0.00%	\$0.00	0.00%
44. Coonley Site Prep. 1549C-03	Leopardo Companies	\$630,037.26	\$140,392.00	22.28%	\$38,713.00	6.14%
45. PD 12 Bollards Gas Meters 1549-01	Leopardo Companies	\$4,010.80	\$0.00	0.00%	\$0.00	0.00%
Totals		\$6,054,148.84	\$1,405,726.88	23.22%	\$1,277,735.00	21.11%

M/WBE Commitment Report for Design Build Contruction Start in 2013 (1/1/13 to 12/31/13)

Public Building Commission of Chicago ▪ Richard J. Daley Center ▪ 50 West Washington, Room 200 ▪ Chicago, Illinois 60602 ▪ Tel: 312-744-3090 ▪ Fax:312-744-8005



2013 Total Value of Design-Build Contracts Construction start in 2013 (18 Contracts):	\$193,822,588.00	100.00%
Total MBE Commitments:	\$74,910,245.24	38.65%
Total WBE Commitments:	\$13,725,363.00	7.08%

2013 Design-Build Contract Awards

Project Name	Design-Builder	Value of Design-Build Contracts	2013 MBE Commitments	%	2013 WBE Commitments	%
1. Ping Tom Memorial Park Fieldhouse	Wight & Company	\$12,493,000.00	\$3,612,585.36	28.92%	\$1,104,768.00	8.84%
2. CPS 2013 School Investment Program (17Contracts)	Various	\$181,329,588.00	\$71,297,659.88	39.32%	\$12,620,595.00	6.96%
		\$193,822,588.00	\$74,910,245.24	38.65%	\$13,725,363.00	7.08%

M/WBE Commitment Report - Professional Service Awards on 2013 Construction Contracts

Public Building Commission of Chicago ▪ Richard J. Daley Center ▪ 50 West Washington, Room 200 ▪ Chicago, Illinois 60602 ▪ Tel: 312-744-3090 ▪ Fax:312-744-8005



Total Construction Program (9 Projects):	\$7,089,296.08	100.00%
Total MBE Commitments:	\$2,094,188.38	29.54%
Total WBE Commitments:	\$1,421,316.81	20.05%

Professional Service Contract Value for 9 Construction Projects:	\$7,089,296.08
Total 9 Projects:	\$7,089,296.08

MBE Commitments in Construction Projects:

Total MBE:

WBE Commitments in Construction Projects:

Total WBE:

M/WBE Commitments	
\$2,094,188.38	29.54%
\$2,094,188.38	29.54%
\$1,421,316.81	20.05%
\$1,421,316.81	20.05%

Construction Projects:

Project Name	Awarded Contract Value	MBE Commitments	%	WBE Commitments	%
1. Alexander Graham Bell Elementary School Addition	\$856,175.00	\$301,805.64	35.25%	\$38,973.50	4.55%
2. Edison Park Elementary School Linked Annex	\$1,144,145.75	\$421,848.13	36.87%	\$146,093.37	12.77%
3. Hale Elementary School Linked Annex	\$1,313,481.88	\$393,750.00	29.98%	\$281,708.00	21.45%
4. Higgins Elementary School Roof Replacement & Site Improvements	\$166,822.75	\$33,893.61	20.32%	\$56,893.75	34.10%
5. William Jones College Prep. High School Renovations Ph. 1	\$389,466.00	\$36,432.00	9.35%	\$82,651.00	21.22%
6. Albany Park Branch Library	\$1,353,277.00	\$382,431.80	28.26%	\$565,934.39	41.82%
7. *William Jones College Prep. High School Renovations Ph. 2	\$0.00	\$0.00	0.00%	\$0.00	0.00%
8. Chicago Children's Advocacy Center Expansion Project	\$794,608.00	\$242,844.00	30.56%	\$127,310.00	16.02%
9. John C. Coonley Elementary School Addition	\$1,071,319.70	\$281,183.20	26.25%	\$121,752.80	11.36%
Subtotals:	\$7,089,296.08	\$2,094,188.38	29.54%	\$1,421,316.81	20.05%

*Professional Services included in Jones Ph. 1.

M/WBE Commitment Report - Architect of Record Services Awards on 2013 Contruction Contracts

Public Building Commission of Chicago ▪ Richard J. Daley Center ▪ 50 West Washington, Room 200 ▪ Chicago, Illinois 60602 ▪ Tel: 312-744-3090 ▪ Fax:312-744-8005



Total Construction Program (9 Projects):	\$4,919,989.00	100.00%
Total MBE Commitments:	\$1,343,403.75	27.31%
Total WBE Commitments:	\$1,102,618.00	22.41%

Architect of Record Contract Value for 9 Construction Projects:	\$4,919,989.00
Total 9 Projects:	\$4,919,989.00

	M/WBE Commitments	
MBE Commitments in Construction Projects:	\$1,343,403.75	27.31%
Total MBE:	\$1,343,403.75	27.31%
WBE Commitments in Construction Projects:	\$1,102,618.00	22.41%
Total WBE:	\$1,102,618.00	22.41%

Construction Projects:

Project Name	Architect of Record	Awarded Contract Value	MBE Commitments	%	WBE Commitments	%
1. Alexander Graham Bell School Addition	SMNG-A	\$555,400.00	\$177,328.14	31.93%	\$33,891.00	6.10%
2. Edison Park Elementary School Linked Annex	Tripartite, Inc.	\$816,100.00	\$206,200.00	25.27%	\$86,900.00	10.65%
3. Hale Elementary School Linked Annex	ESA/Searl Joint Venture	\$946,500.00	\$320,700.00	33.88%	\$242,627.00	25.63%
4. Higgins Elementary School Roof Replacement & Site Improvements	Coyne & Associates	\$110,849.00	\$29,793.61	26.88%	\$12,950.00	11.68%
5. William Jones College Prep. High School Renovations Ph. 1	Perkins & Will	\$300,000.00	\$29,617.00	9.87%	\$0.00	0.00%
6. Albany Park Branch Library	Jackson Harlan	\$768,650.00	\$212,200.00	27.61%	\$508,200.00	66.12%
7. *William Jones College Prep. High School Renovations Ph. 2	N/A	\$0.00	\$0.00	0.00%	\$0.00	0.00%
8. Chicago Children's Advocacy Center Expansion Project	Holabird & Root LLP	\$605,000.00	\$162,570.00	26.87%	\$120,750.00	19.96%
9. John C. Coonley Elementary School Addition	SWWB, Ltd.	\$817,490.00	\$204,995.00	25.08%	\$97,300.00	11.90%
Subtotals:		\$4,919,989.00	\$1,343,403.75	27.31%	\$1,102,618.00	22.41%

*Professional Services included in Jones Ph. 1.

M/WBE Commitment Report - Environmental Consultant - Category A, B & C Task Order Awards on 2013 Construction Contracts



Public Building Commission of Chicago ▪ Richard J. Daley Center ▪ 50 West Washington, Room 200 ▪ Chicago, Illinois 60602 ▪ Tel: 312-744-3090 ▪ Fax: 312-744-8005

Total Construction Program (9 Projects):	\$745,999.00	100.00%
Total MBE Commitments:	\$270,501.80	36.26%
Total WBE Commitments:	\$44,072.21	5.91%

Professional Service Contract Value for 9 Construction Projects:	\$745,999.00
Total 9 Projects:	\$745,999.00

	M/WBE Commitments	
MBE Commitments in Construction Projects:	\$270,501.80	36.26%
Total MBE:	\$270,501.80	36.26%
WBE Commitments in Construction Projects:	\$44,072.21	5.91%
Total WBE:	\$44,072.21	5.91%

Construction Projects:

Project Name	Environmental Consultant - Category A, B & C	Awarded Contract Value	MBE Commitments	%	WBE Commitments	%
1. Alexander Graham Bell School Addition	Environmental Design International, Inc.	\$74,585.00	\$41,208.75	55.25%	\$2,216.25	2.97%
2. Edison Park Elementary School Linked Annex	GSG Consultants, Inc.	\$72,780.00	\$69,747.50	95.83%	\$3,032.50	4.17%
3. Hale Elementary School Linked Annex	Carlson Environmental, Inc.	\$99,540.00	\$19,775.00	19.87%	\$3,355.00	3.37%
4. Higgins Elementary School Roof Replacement & Site Improvements	N/A	\$0.00	\$0.00	0.00%	\$0.00	0.00%
5. William Jones College Prep. High School Renovations Ph. 1	N/A	\$0.00	\$0.00	0.00%	\$0.00	0.00%
6. Albany Park Branch Library	V3 Companies of Illinois, Ltd.	\$313,843.00	\$85,944.55	27.38%	\$31,868.46	10.15%
7. *William Jones College Prep. High School Renovations Ph. 2	N/A	\$0.00	\$0.00	0.00%	\$0.00	0.00%
8. Chicago Children's Advocacy Center Expansion Project	Weaver Bros. Consultants	\$91,596.00	\$20,476.00	22.35%	\$3,600.00	3.93%
9. John C. Coonley Elementary School Addition	Tetra Tech EM Inc.	\$93,655.00	\$33,350.00	35.61%	\$0.00	0.00%
Subtotals:		\$745,999.00	\$270,501.80	36.26%	\$44,072.21	5.91%

*Professional Services included in Jones Ph. 1.

M/WBE Commitment Report - Environmental Consultant - Reno. & Demo. Task Order Awards on 2013 Construction Contracts



Public Building Commission of Chicago ▪ Richard J. Daley Center ▪ 50 West Washington, Room 200 ▪ Chicago, Illinois 60602 ▪ Tel: 312-744-3090 ▪ Fax: 312-744-8005

Total Construction Program (9 Projects):	\$514,681.00	100.00%
Total MBE Commitments:	\$198,794.00	38.62%
Total WBE Commitments:	\$138,698.55	26.95%

Professional Service Contract Value for 9 Construction Projects:	\$514,681.00
Total 9 Projects:	\$514,681.00

MBE Commitments in Construction Projects:

Total MBE:

WBE Commitments in Construction Projects:

Total WBE:

M/WBE Commitments	
\$198,794.00	38.62%
\$198,794.00	38.62%
\$138,698.55	26.95%
\$138,698.55	26.95%

Construction Projects:

Project Name	Environmental Consultant - Renovation & Demolition	Awarded Contract Value	MBE Commitments	%	WBE Commitments	%
1. Alexander Graham Bell School Addition	Environmental Design International, Inc.	\$73,238.00	\$70,368.75	96.08%	\$2,866.25	3.91%
2. Edison Park Elementary School Linked Annex	Accurate Environmental/GSG Consultants Inc. JV	\$106,139.75	\$78,085.25	73.57%	\$4,109.75	3.87%
3. Hale Elementary School Linked Annex	Terracon, Inc.	\$77,527.50	\$15,275.00	19.70%	\$3,075.00	3.97%
4. Higgins Elementary School Roof Replacement & Site Improvements	Carnow, Conibear & Assoc., Inc.	\$43,543.75	\$4,100.00	9.42%	\$39,443.75	90.58%
5. William Jones College Prep. High School Renovations Ph. 1	Carnow, Conibear & Assoc., Inc.	\$89,466.00	\$6,815.00	7.62%	\$82,651.00	92.38%
6. Albany Park Branch Library	United Analytical Services	\$37,116.00	\$9,279.00	25.00%	\$1,855.80	5.00%
7. *William Jones College Prep. High School Renovations Ph. 2	N/A	\$0.00	\$0.00	0.00%	\$0.00	0.00%
8. Chicago Children's Advocacy Center Expansion Project	Environmental Group Services	\$5,090.00	\$300.00	5.89%	\$360.00	7.07%
9. John C. Coonley Elementary School Addition	Environmental Consulting Group	\$82,560.00	\$14,571.00	17.65%	\$4,337.00	5.25%
Subtotals:		\$514,681.00	\$198,794.00	38.62%	\$138,698.55	26.95%

*Professional Services included in Jones Ph. 1.

M/WBE Commitment Report - Traffic Study Task Order Awards on 2013 Contruction Contracts



Public Building Commission of Chicago ▪ Richard J. Daley Center ▪ 50 West Washington, Room 200 ▪ Chicago, Illinois 60602 ▪ Tel: 312-744-3090 ▪ Fax:312-744-8005

Total Construction Program (9 Projects):	\$53,814.00	100.00%
Total MBE Commitments:	\$0.00	0.00%
Total WBE Commitments:	\$0.00	0.00%

Professional Service Contract Value for 9 Construction Projects:	\$53,814.00
Total 9 Projects:	\$53,814.00

	M/WBE Commitments	
MBE Commitments in Construction Projects:	\$0.00	0.00%
Total MBE:	\$0.00	0.00%

WBE Commitments in Construction Projects:	\$0.00	0.00%
Total WBE:	\$0.00	0.00%

Construction Projects:

Project Name	Traffic Study	Awarded Contract Value	MBE Commitments	%	WBE Commitments	%
1. Alexander Graham Bell School Addition	N/A	\$0.00	\$0.00	0.00%	\$0.00	0.00%
2. Edison Park Elementary School Linked Annex	Alfred Benesch & Company	\$10,000.00	\$0.00	0.00%	\$0.00	0.00%
3. Hale Elementary School Linked Annex	Sam Schwartz Engineering, LLC	\$9,250.00	\$0.00	0.00%	\$0.00	0.00%
4. Higgins Elementary School Roof Replacement & Site Improvements	N/A	\$0.00	\$0.00	0.00%	\$0.00	0.00%
5. William Jones College Prep. High School Renovations Ph. 1	N/A	\$0.00	\$0.00	0.00%	\$0.00	0.00%
6. Albany Park Branch Library	HDR Engineering, Inc.	\$8,500.00	\$0.00	0.00%	\$0.00	0.00%
7. *William Jones College Prep. High School Renovations Ph. 2	N/A	\$0.00	\$0.00	0.00%	\$0.00	0.00%
8. Chicago Children's Advocacy Center Expansion Project	Gewalt Hamilton Associates, Inc.	\$9,944.00	\$0.00	0.00%	\$0.00	0.00%
9. John C. Coonley Elementary School Addition	Baxter & Woodman, Inc.	\$16,120.00	\$0.00	0.00%	\$0.00	0.00%
Subtotals:		\$53,814.00	\$0.00	0.00%	\$0.00	0.00%

*Professional Services included in Jones Ph. 1.

M/WBE Commitment Report - Geotechnical Consultant Task Order Awards on 2013 Construction Contracts

Public Building Commission of Chicago ▪ Richard J. Daley Center ▪ 50 West Washington, Room 200 ▪ Chicago, Illinois 60602 ▪ Tel: 312-744-3090 ▪ Fax:312-744-8005



Total Construction Program (9 Projects):	\$113,362.38	100.00%
Total MBE Commitments:	\$62,259.20	54.92%
Total WBE Commitments:	\$18,917.18	16.69%

Professional Service Contract Value for 9 Construction Projects:	\$113,362.38
Total 9 Projects:	\$113,362.38

	M/WBE Commitments	
MBE Commitments in Construction Projects:	\$62,259.20	54.92%
Total MBE:	\$62,259.20	54.92%
WBE Commitments in Construction Projects:	\$18,917.18	16.69%
Total WBE:	\$18,917.18	16.69%

Construction Projects:

Project Name	Geotechnical Services	Awarded Contract Value	MBE Commitments	%	WBE Commitments	%
1. Alexander Graham Bell School Addition	GSG Consultants, Inc.	\$12,900.00	\$12,900.00	100.00%	\$0.00	0.00%
2. Edison Park Elementary School Linked Annex	K&S Engineers, Inc.	\$21,765.00	\$21,765.00	100.00%	\$0.00	0.00%
3. Hale Elementary School Linked Annex	GEI Consultants, Inc.	\$22,782.38	\$0.00	0.00%	\$12,651.00	55.53%
4. Higgins Elementary School Roof Replacement & Site Improvements	N/A	\$0.00	\$0.00	0.00%	\$0.00	0.00%
5. William Jones College Prep. High School Renovations Ph. 1	N/A	\$0.00	\$0.00	0.00%	\$0.00	0.00%
6. Albany Park Branch Library	ECS Midwest, LLC.	\$17,325.00	\$0.00	0.00%	\$6,150.38	35.50%
7. *William Jones College Prep. High School Renovations Ph. 2	N/A	\$0.00	\$0.00	0.00%	\$0.00	0.00%
8. Chicago Children's Advocacy Center Expansion Project	ECS Midwest, LLC.	\$10,880.00	\$0.00	0.00%	\$0.00	0.00%
9. John C. Coonley Elementary School Addition	K&S Engineers, Inc.	\$27,710.00	\$27,594.20	99.58%	\$115.80	0.42%
Subtotals:		\$113,362.38	\$62,259.20	54.92%	\$18,917.18	16.69%

*Professional Services included in Jones Ph. 1.

M/WBE Commitment Report - Commissioning Authority Task Order Awards on 2013 Contruction Contracts



Public Building Commission of Chicago ▪ Richard J. Daley Center ▪ 50 West Washington, Room 200 ▪ Chicago, Illinois 60602 ▪ Tel: 312-744-3090 ▪ Fax:312-744-8005

Total Construction Program (9 Projects):	\$142,998.00	100.00%
Total MBE Commitments:	\$47,398.00	0.00%
Total WBE Commitments:	\$2,600.00	0.00%

Professional Service Contract Value for 9 Construction Projects:	\$142,998.00
Total 9 Projects:	\$142,998.00

	M/WBE Commitments	
MBE Commitments in Construction Projects:	\$47,398.00	0.00%
Total MBE:	\$47,398.00	0.00%
WBE Commitments in Construction Projects:	\$2,600.00	0.00%
Total WBE:	\$2,600.00	0.00%

Construction Projects:

Project Name	Commissioning Authority	Awarded Contract Value	MBE Commitments	%	WBE Commitments	%
1. Alexander Graham Bell School Addition	N/A	\$0.00	\$0.00	0.00%	\$0.00	0.00%
2. Edison Park Elementary School Linked Annex	N/A	\$0.00	\$0.00	0.00%	\$0.00	0.00%
3. Hale Elementary School Linked Annex	N/A	\$0.00	\$0.00	0.00%	\$0.00	0.00%
4. Higgins Elementary School Roof Replacement & Site Improvements	N/A	\$0.00	\$0.00	0.00%	\$0.00	0.00%
5. William Jones College Prep. High School Renovations Ph. 1	N/A	\$0.00	\$0.00	0.00%	\$0.00	0.00%
6. Albany Park Branch Library	E-Cube, Inc.	\$93,000.00	\$0.00	0.00%	\$0.00	0.00%
7. *William Jones College Prep. High School Renovations Ph. 2	N/A	\$0.00	\$0.00	0.00%	\$0.00	0.00%
8. Chicago Children's Advocacy Center Expansion Project	Primara Engineers	\$49,998.00	\$47,398.00	94.80%	\$2,600.00	5.20%
9. John C. Coonley Elementary School Addition	N/A	\$0.00	\$0.00	0.00%	\$0.00	0.00%
Subtotals:		\$142,998.00	\$47,398.00	0.00%	\$2,600.00	0.00%

*Professional Services included in Jones Ph. 1.

M/WBE Commitment Report - Material Testing Service Task Order Awards on 2013 Construction Contracts



Public Building Commission of Chicago ▪ Richard J. Daley Center ▪ 50 West Washington, Room 200 ▪ Chicago, Illinois 60602 ▪ Tel: 312-744-3090 ▪ Fax:312-744-8005

Total Construction Program (9 Projects):	\$435,155.00	100.00%
Total MBE Commitments:	\$131,885.63	30.31%
Total WBE Commitments:	\$54,910.87	12.62%

Professional Service Contract Value for 9 Construction Projects:	\$435,155.00
Total 9 Projects:	\$435,155.00

	M/WBE Commitments	
MBE Commitments in Construction Projects:	\$131,885.63	30.31%
Total MBE:	\$131,885.63	30.31%
WBE Commitments in Construction Projects:	\$54,910.87	12.62%
Total WBE:	\$54,910.87	12.62%

Construction Projects:

Project Name	Material Testing and Inspection Services	Awarded Contract Value	MBE Commitments	%	WBE Commitments	%
1. Alexander Graham Bell School Addition	AECOM Technical Services	\$120,052.00	\$0.00	0.00%	\$0.00	0.00%
2. Edison Park Elementary School Linked Annex	Flood Testing Laboratories, Inc.	\$90,201.00	\$19,550.38	21.67%	\$52,051.12	57.71%
3. Hale Elementary School Linked Annex	SEECO Consultants, Inc.	\$127,817.00	\$38,000.00	29.73%	\$0.00	0.00%
4. Higgins Elementary School Roof Replacement & Site Improvements	SEECO Consultants, Inc.	\$7,250.00	\$0.00	0.00%	\$0.00	0.00%
5. William Jones College Prep. High School Renovations Ph. 1	N/A	\$0.00	\$0.00	0.00%	\$0.00	0.00%
6. Albany Park Branch Library	Terracon Consultants, Inc./GSG Material Testing, Inc.	\$12,640.00	\$0.00	0.00%	\$0.00	0.00%
	GSG Material Testing, Inc.	\$77,195.00	\$74,335.25	96.30%	\$2,859.75	3.70%
7. *William Jones College Prep. High School Renovations Ph. 2	N/A	\$0.00	\$0.00	0.00%	\$0.00	0.00%
8. Chicago Children's Advocacy Center Expansion Project	N/A	\$0.00	\$0.00	0.00%	\$0.00	0.00%
9. John C. Coonley Elementary School Addition	N/A	\$0.00	\$0.00	0.00%	\$0.00	0.00%
Subtotals:		\$435,155.00	\$131,885.63	30.31%	\$54,910.87	12.62%

*Professional Services included in Jones Ph. 1.

M/WBE Commitment Report - Surveyor Service Task Order Awards on 2013 Contruction Contracts



Public Building Commission of Chicago • Richard J. Daley Center • 50 West Washington, Room 200 • Chicago, Illinois 60602 • Tel: 312-744-3090 • Fax:312-744-8005

Total Construction Program (9 Projects):	\$50,451.70	100.00%
Total MBE Commitments:	\$18,600.00	36.87%
Total WBE Commitments:	\$0.00	0.00%

Professional Service Contract Value for 9 Construction Projects:	\$50,451.70
Total 9 Projects:	\$50,451.70

	M/WBE Commitments	
MBE Commitments in Construction Projects:	\$18,600.00	36.87%
Total MBE:	\$18,600.00	36.87%
WBE Commitments in Construction Projects:	\$0.00	0.00%
Total WBE:	\$0.00	0.00%

Construction Projects:

Project Name	Surveyor	Awarded Contract Value	MBE Commitments	%	WBE Commitments	%
1. Alexander Graham Bell School Addition	N/A	\$0.00	\$0.00	0.00%	\$0.00	0.00%
2. Edison Park Elementary School Linked Annex	Tecma Associates, Inc.	\$6,500.00	\$6,500.00	100.00%	\$0.00	0.00%
3. Hale Elementary School Linked Annex	Alfred Benesch & Co.	\$9,405.00	\$0.00	0.00%	\$0.00	0.00%
4. Higgins Elementary School Roof Replacement & Site Improvements	N/A	\$0.00	\$0.00	0.00%	\$0.00	0.00%
5. William Jones College Prep. High School Renovations Ph. 1	N/A	\$0.00	\$0.00	0.00%	\$0.00	0.00%
6. Albany Park Branch Library	Graef-USA Inc.	\$9,335.00	\$0.00	0.00%	\$0.00	0.00%
7. *William Jones College Prep. High School Renovations Ph. 2	N/A	\$0.00	\$0.00	0.00%	\$0.00	0.00%
8. Chicago Children's Advocacy Center Expansion Project	Dynasty Group, Inc.	\$12,100.00	\$12,100.00	0.00%	\$0.00	0.00%
9. John C. Coonley Elementary School Addition	American Surveying & Engineers, P.C.	\$13,111.70	\$0.00	0.00%	\$0.00	0.00%
Subtotals:		\$50,451.70	\$18,600.00	36.87%	\$0.00	0.00%

*Professional Services included in Jones Ph. 1.

M/WBE Commitment Report - Construction Signage Task Order Awards on 2013 Contruction Contracts



Public Building Commission of Chicago ▪ Richard J. Daley Center ▪ 50 West Washington, Room 200 ▪ Chicago, Illinois 60602 ▪ Tel: 312-744-3090 ▪ Fax:312-744-8005

Total Construction Program (9 Projects):	\$3,346.00	100.00%
Total MBE Commitments:	\$1,346.00	40.23%
Total WBE Commitments:	\$0.00	0.00%

Professional Service Contract Value for 9 Construction Projects:	\$3,346.00
Total 9 Projects:	\$3,346.00

	M/WBE Commitments	
MBE Commitments in Construction Projects:	\$1,346.00	40.23%
Total MBE:	\$1,346.00	40.23%
WBE Commitments in Construction Projects:	\$0.00	0.00%
Total WBE:	\$0.00	0.00%

Construction Projects:

Project Name	Construction Signage	Awarded Contract Value	MBE Commitments	%	WBE Commitments	%
1. Alexander Graham Bell School Addition	N/A	\$0.00	\$0.00	0.00%	\$0.00	0.00%
2. Edison Park Elementary School Linked Annex	H.M. Witt & Co.	\$660.00	\$0.00	0.00%	\$0.00	0.00%
3. Hale Elementary School Linked Annex	H.M. Witt & Co.	\$660.00	\$0.00	0.00%	\$0.00	0.00%
4. Higgins Elementary School Roof Replacement & Site Improvements	H.M. Witt & Co.	\$680.00	\$0.00	0.00%	\$0.00	0.00%
5. William Jones College Prep. High School Renovations Ph. 1	N/A	\$0.00	\$0.00	0.00%	\$0.00	0.00%
6. Albany Park Branch Library	Sign A Rama	\$673.00	\$673.00	100.00%	\$0.00	0.00%
7. *William Jones College Prep. High School Renovations Ph. 2	N/A	\$0.00	\$0.00	0.00%	\$0.00	0.00%
8. Chicago Children's Advocacy Center Expansion Project	N/A	\$0.00	\$0.00	0.00%	\$0.00	0.00%
9. John C. Coonley Elementary School Addition	Sign A Rama	\$673.00	\$673.00	100.00%	\$0.00	0.00%
Subtotals:		\$3,346.00	\$1,346.00	40.23%	\$0.00	0.00%

M/WBE Commitment Report - Comprehensive Printing Service Task Order Awards on 2013 Construction Contracts

Public Building Commission of Chicago ▪ Richard J. Daley Center ▪ 50 West Washington, Room 200 ▪ Chicago, Illinois 60602 ▪ Tel: 312-744-3090 ▪ Fax:312-744-8005



Total Construction Program (9 Projects):	\$109,500.00	100.00%
Total MBE Commitments:	\$20,000.00	18.26%
Total WBE Commitments:	\$59,500.00	54.34%

Professional Service Contract Value for 9 Construction Projects:	\$109,500.00
Total 9 Projects:	\$109,500.00

MBE Commitments in Construction Projects:

Total MBE:

WBE Commitments in Construction Projects:

Total WBE:

M/WBE Commitments	
\$20,000.00	18.26%
\$20,000.00	18.26%
\$59,500.00	54.34%
\$59,500.00	54.34%

Construction Projects:

Project Name	Comprehensive Printing Services	Awarded Contract Value	MBE Commitments	%	WBE Commitments	%
1. Alexander Graham Bell School Addition	Springer Blue Print Services, Inc.	\$20,000.00	\$0.00	0.00%	\$0.00	0.00%
2. Edison Park Elementary School Linked Annex	The Blue Print Shoppe, Inc	\$20,000.00	\$20,000.00	100.00%	\$0.00	0.00%
3. Hale Elementary School Linked Annex	Best Imaging Solutions	\$20,000.00	\$0.00	0.00%	\$20,000.00	100.00%
4. Higgins Elementary School Roof Replacement & Site Improvements	Cushing & Co.	\$4,500.00	\$0.00	0.00%	\$4,500.00	100.00%
5. William Jones College Prep. High School Renovations Ph. 1	N/A	\$0.00	\$0.00	0.00%	\$0.00	0.00%
6. Albany Park Branch Library	Best Imaging Solutions	\$15,000.00	\$0.00	0.00%	\$15,000.00	100.00%
7. *William Jones College Prep. High School Renovations Ph. 2	N/A	\$0.00	\$0.00	0.00%	\$0.00	0.00%
8. Chicago Children's Advocacy Center Expansion Project	Springer Blue Print Services, Inc.	\$10,000.00	\$0.00	0.00%	\$0.00	0.00%
9. John C. Coonley Elementary School Addition	Cushing & Co.	\$20,000.00	\$0.00	0.00%	\$20,000.00	0.00%
Subtotals:		\$109,500.00	\$20,000.00	18.26%	\$59,500.00	54.34%

*Professional Services included in Jones Ph. 1.

M/WBE Compliance Reports

Public Building Commission of Chicago • Richard J. Daley Center • 50 West Washington, Room 200 • Chicago, Illinois 60602 • Tel: 312-744-3090 • Fax: 312-744-8005



M/WBE & EEO Construction Contract Compliance Report for Projects Completed in 2013

Through Q4-2013, a combined total of 39.93% M/WBE Participation has been achieved to date on 27 completed projects, including 8 General Construction, 18 Design Build, and 1 Job Order Contract with 6 Work Orders.

Type	Original Contract Value	Total Paid to Date	MBE Participation Achieved	MBE Value Paid to Date	WBE Participation Achieved	WBE Value Paid to Date
General Constructio	\$201,954,322.00	\$178,413,629.51	30.69%	\$54,744,991.12	9.28%	\$16,562,901.07
Design Build	\$193,168,588.00	\$181,297,237.92	33.90%	\$61,465,800.53	6.01%	\$10,890,009.83
JOC	\$5,336,534.25	\$2,928,665.18	19.53%	\$571,837.37	19.40%	\$568,097.68
Total	\$400,459,444.25	\$362,639,532.61	32.21%	\$116,793,629.02	7.73%	\$28,021,008.58
Combined M/WBE Participation Achieved						39.93%

M/WBE Professional Service Compliance Report for Projects Completed in 2013

(AOR, Environmental Consultant – Category A,B & C, Environmental Consultant – Reno & Demo, Traffic Study, Geotechnical Consultant, Commissioning Authority, Material Testing Service, Surveyor Service, Construction Signage and Comprehensive Printing Services)

Type	Total Paid to Date	MBE Participation Achieved	MBE Value Paid to Date	WBE Participation Achieved	WBE Value Paid to Date
Professional Services (Project)	\$16,148,309.05	57.35%	\$9,260,359.05	12.90%	\$2,082,848.99

M/WBE Professional Services Compliance Report for Administrative Services Paid in 2013

The PBC also tracks compliance on program-wide professional administrative consulting services. These professional services are not project specific and include but are not limited to: audit services, legal counsel, inspector general, insurance brokerage services, real estate management, and computer services. Below is the M/WBE Participation achieved as of Q4 2013.

Type	Total Contract Value	MBE Compliance	MBE Paid to Date	WBE Compliance	WBE Value Paid to Date
Professional Services (Administrative)	\$23,719,461.58	46.65%	\$11,065,613.025	6.34%	\$1,504,310.48

M/WBE & EEO Construction Contract Compliance Report for Projects Completed in 2013 (1/1/13 to 12/31/13)



Public Building Commission of Chicago • Richard J. Daley Center • 50 West Washington, Room 200 • Chicago, Illinois 60602 • Tel: 312-744-3090 • Fax: 312-744-8005

	Original Contract Value		Paid to Date	
Construction Program (27 Contracts):	\$400,459,444.25	100.00%	\$362,639,532.61	90.56%
MBE Participation:	\$127,350,735.19	31.80%	\$116,793,629.02	32.21%
WBE Participation	\$22,667,060.00	5.66%	\$28,021,008.58	7.73%
8 General Construction (GC) Contracts:	\$201,954,322.00		\$178,413,629.51	
18 Design Build (DB) Contracts:	\$193,168,588.00		\$181,297,237.92	
6 Work Orders issued against 1 Job Order Contract (JOC):	\$5,336,534.25		\$2,928,665.18	
Total Contract Value:	\$400,459,444.25		\$362,639,532.61	
	M/WBE Commitments		M/WBE Actuals	
MBE Participation in GC Projects:	\$51,344,840.00	25.42%	\$54,755,991.12	30.69%
MBE Participation in DB Projects:	\$74,758,585.19	38.70%	\$61,465,800.53	33.90%
MBE Participation in JOC Projects:	\$1,247,310.00	23.37%	\$571,837.37	19.53%
Total MBE	\$127,350,735.19	31.80%	\$116,793,629.02	32.21%
WBE Participation in GC Projects:	\$8,439,839.00	4.18%	\$16,562,901.07	9.28%
WBE Participation in DB Projects:	\$13,348,148.00	6.91%	\$10,890,009.83	6.01%
WBE Participation in JOC Projects:	\$879,073.00	16.47%	\$568,097.68	19.40%
Total WBE	\$22,667,060.00	5.66%	\$28,021,008.58	7.73%
			Combined Total:	39.93%

M/WBE & EEO Construction Contract Compliance Report for Projects Completed in 2013 (1/1/13 to 12/31/13)

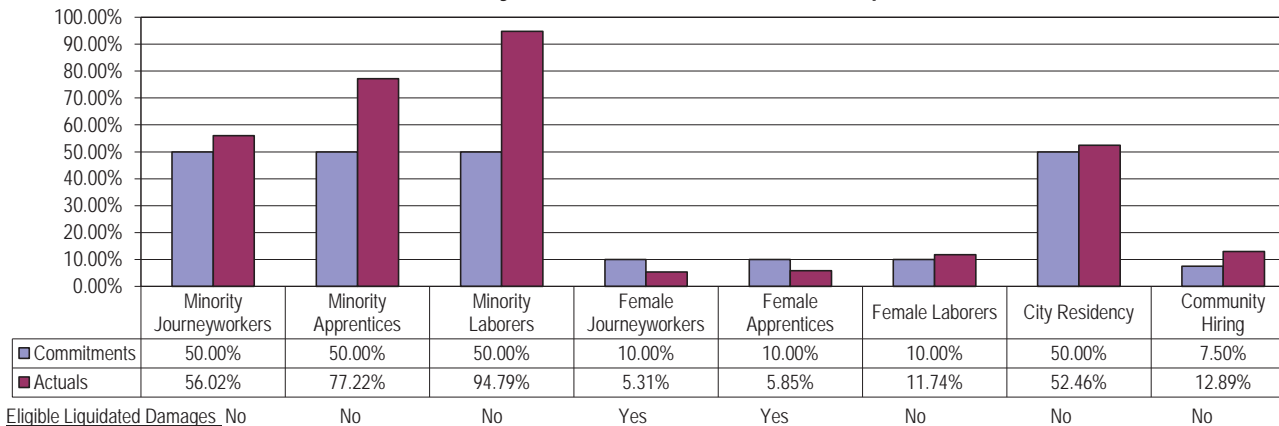


Public Building Commission of Chicago • Richard J. Daley Center • 50 West Washington, Room 200 • Chicago, Illinois 60602 • Tel: 312-744-3090 • Fax: 312-744-8005

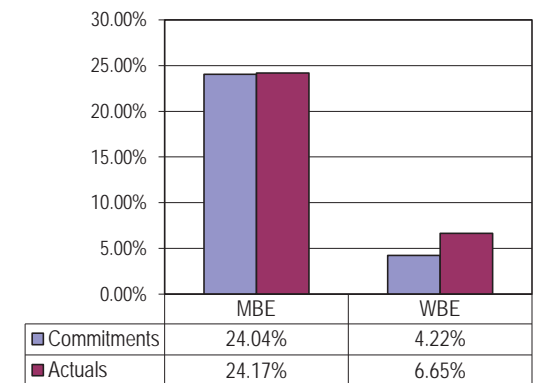
GC Projects:

Project Name	Contractor	Original Contract Value	MBE Commitments	%	*MBE Actuals	%	WBE Commitments	%	*WBE Actuals	%
1. Stevenson Elementary School Linked Annex	F.H. Paschen	\$10,179,000.00	\$2,447,400.00	24.04%	\$2,502,704.80	24.17%	\$429,500.00	4.22%	\$688,448.02	6.65%
Subtotals:		\$10,179,000.00	\$2,447,400.00	24.04%	\$2,502,704.80	24.17%	\$429,500.00	4.22%	\$688,448.02	6.65%

Stevenson Elementary School Linked Annex EEO Report



MBE/WBE Compliance Report



Comments: This information is as of 12/31/13 and may change as the projects financially close out.

*M/WBE Actuals are verified M/WBE payments compared to the paid to date to General Contractor as of pay app #16 on 10/3/13 at 96.41%

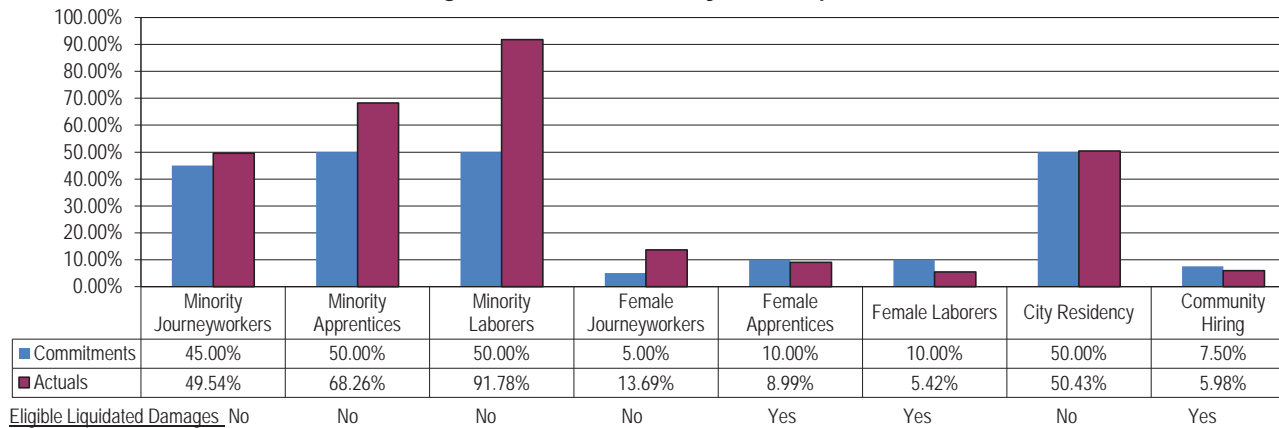
M/WBE & EEO Construction Contract Compliance Report for Projects Completed in 2013 (1/1/13 to 12/31/13)



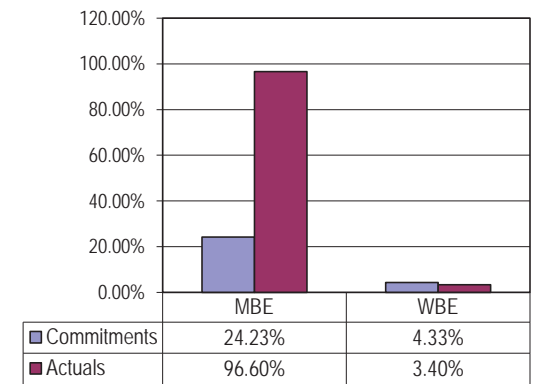
Public Building Commission of Chicago • Richard J. Daley Center • 50 West Washington, Room 200 • Chicago, Illinois 60602 • Tel: 312-744-3090 • Fax: 312-744-8005

Project Name	Contractor	Original Contract Value	MBE Commitments	%	*MBE Actuals	%	WBE Commitments	%	*WBE Actuals	%
2. Edgewater Branch Library	Burling Builders, Inc.	\$7,614,000.00	\$1,845,000.00	24.23%	\$6,988,350.24	96.60%	\$330,000.00	4.33%	\$245,602.27	3.40%
Subtotals:		\$7,614,000.00	\$1,845,000.00	24.23%	\$6,988,350.24	96.60%	\$330,000.00	4.33%	\$245,602.27	3.40%

Edgewater Branch Library EEO Report



MBE/WBE Compliance Report



Comments: This information is as of 12/31/13 and may change as the projects financially close out.

*M/WBE Actuals are verified M/WBE payments compared to the paid to date to General Contractor as of pay app #17 on 11/19/13 at 91.56%

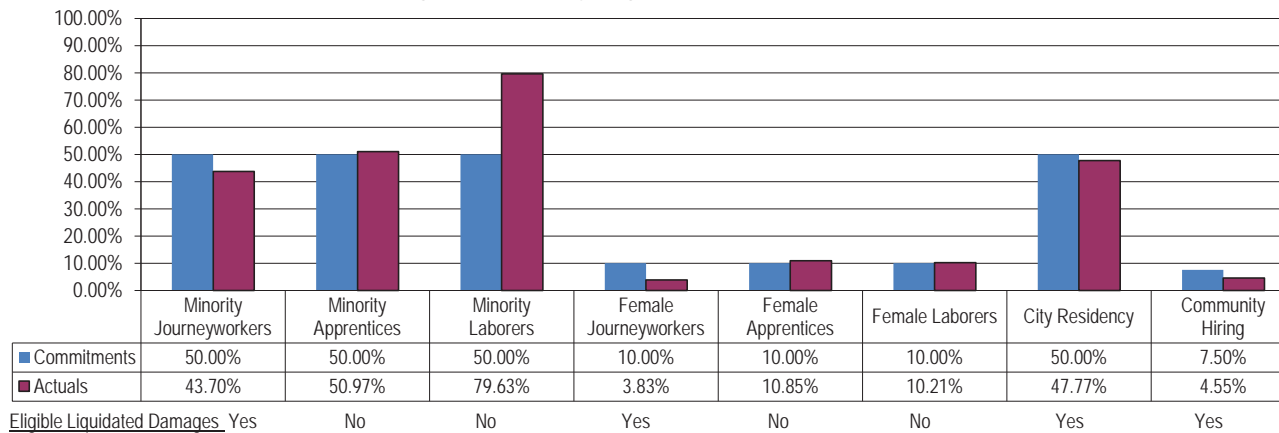
M/WBE & EEO Construction Contract Compliance Report for Projects Completed in 2013 (1/1/13 to 12/31/13)



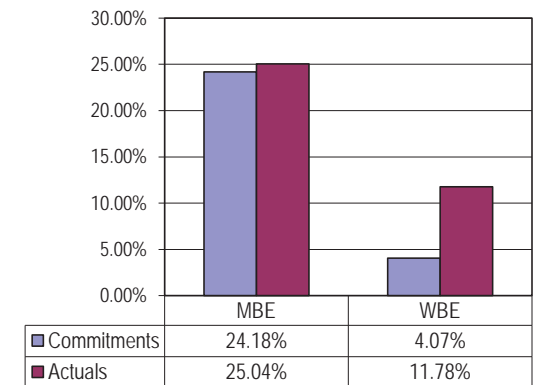
Public Building Commission of Chicago • Richard J. Daley Center • 50 West Washington, Room 200 • Chicago, Illinois 60602 • Tel: 312-744-3090 • Fax: 312-744-8005

Project Name	Contractor	Original Contract Value	MBE Commitments	%	*MBE Actuals	%	WBE Commitments	%	*WBE Actuals	%
3. Jones College Preparatory High School New Construction	Walsh Construction	\$90,980,000.00	\$22,000,000.00	24.18%	\$20,987,434.73	25.04%	\$3,700,000.00	4.07%	\$9,871,589.66	11.78%
Subtotals:		\$90,980,000.00	\$22,000,000.00	24.18%	\$20,987,434.73	25.04%	\$3,700,000.00	4.07%	\$9,871,589.66	11.78%

Jones College Preparatory High School New Construction EEO Report



MBE/WBE Compliance Report



Comments: This information is as of 12/31/13 and may change as the projects financially close out.

*M/WBE Actuals are verified M/WBE payments compared to the paid to date to General Contractor as of pay app #24 on 11/12/13 at 92.14%

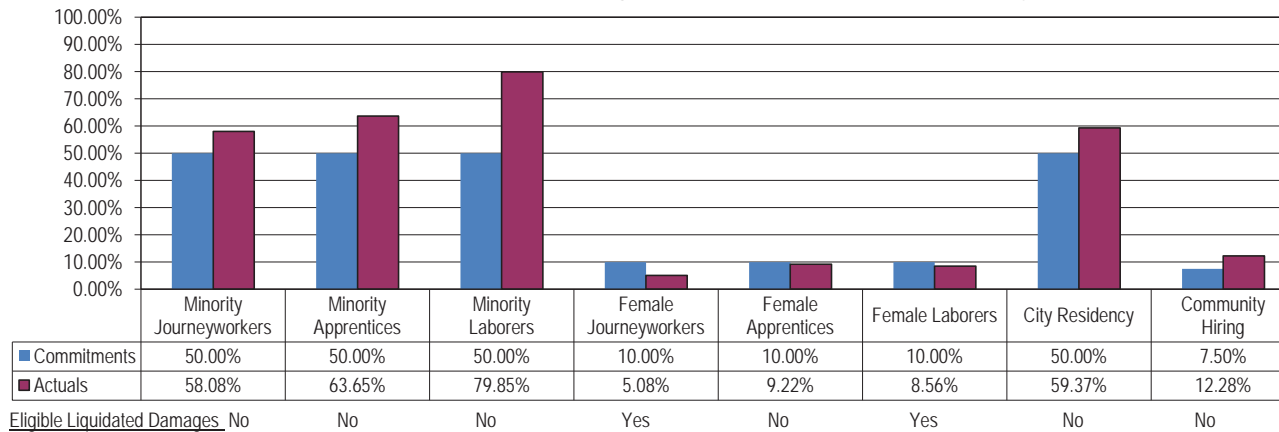
M/WBE & EEO Construction Contract Compliance Report for Projects Completed in 2013 (1/1/13 to 12/31/13)



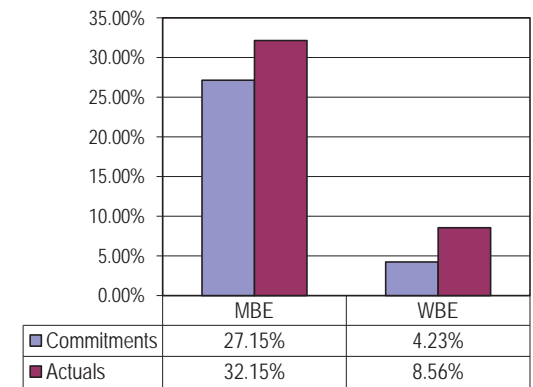
Public Building Commission of Chicago • Richard J. Daley Center • 50 West Washington, Room 200 • Chicago, Illinois 60602 • Tel: 312-744-3090 • Fax: 312-744-8005

Project Name	Contractor	Original Contract Value	MBE Commitments	%	*MBE Actuals	%	WBE Commitments	%	*WBE Actuals	%
4. Back of the Yards Campus: CPS College Prep. H.S. & CPL Branch Library	George Sollitt/Brown & Momen JV	\$63,822,440.00	\$17,328,000.00	27.15%	\$19,510,334.71	32.15%	\$2,700,000.00	4.23%	\$5,192,627.52	8.56%
Subtotals:		\$63,822,440.00	\$17,328,000.00	27.15%	\$19,510,334.71	32.15%	\$2,700,000.00	4.23%	\$5,192,627.52	8.56%

Back of the Yards Campus: CPS College Prep. H.S. & CPL Branch Library EEO Report



MBE/WBE Compliance Report



Comments: This information is as of 12/31/13 and may change as the projects financially close out.

*M/WBE Actuals are verified M/WBE payments compared to the paid to date to General Contractor as of pay app #28 on 10/25/13 at 95.04%

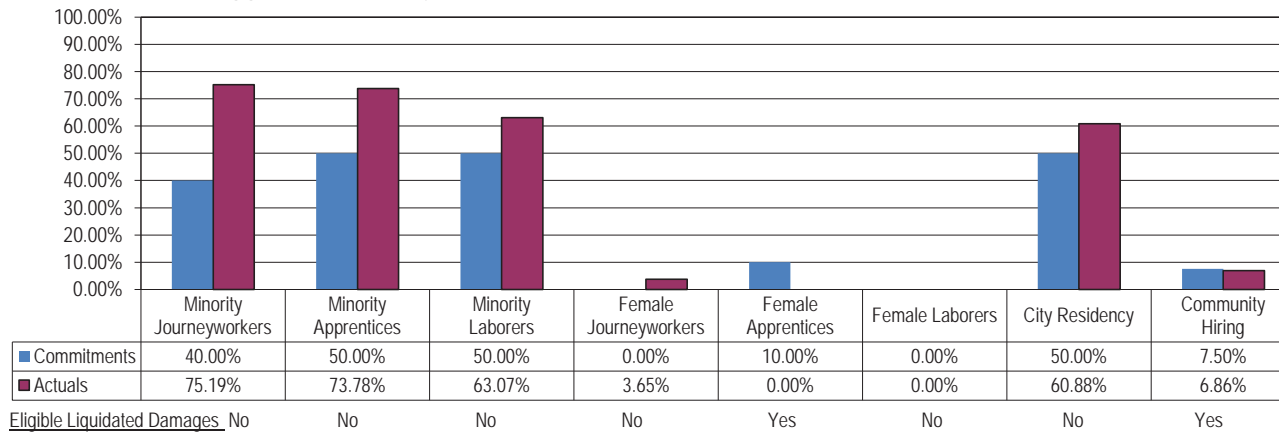
M/WBE & EEO Construction Contract Compliance Report for Projects Completed in 2013 (1/1/13 to 12/31/13)



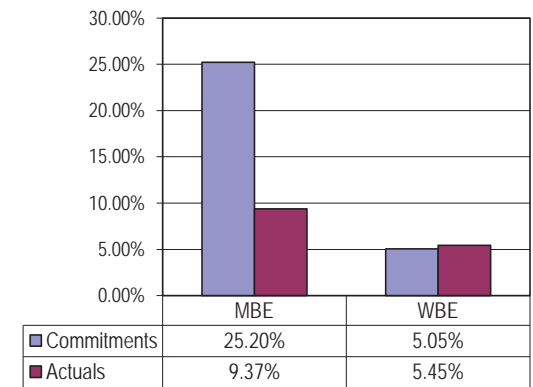
Public Building Commission of Chicago • Richard J. Daley Center • 50 West Washington, Room 200 • Chicago, Illinois 60602 • Tel: 312-744-3090 • Fax: 312-744-8005

Project Name	Contractor	Original Contract Value	MBE Commitments	%	*MBE Actuals	%	WBE Commitments	%	*WBE Actuals	%
5. Higgins Elementary School Roof Replacement & Site Improvements	F.H. Paschen	\$1,512,000.00	\$381,000.00	25.20%	\$72,450.00	9.37%	\$76,363.00	5.05%	\$42,133.65	5.45%
Subtotals:		\$1,512,000.00	\$381,000.00	25.20%	\$72,450.00	9.37%	\$76,363.00	5.05%	\$42,133.65	5.45%

Higgins Elementary School Roof Replacement & Site Improvements EEO Report



MBE/WBE Compliance Report



Comments: This information is as of 12/31/13 and may change as the projects financially close out.

*M/WBE Actuals are verified M/WBE payments compared to the paid to date to General Contractor as of pay app #2 on 10/3/13 at 51.15%

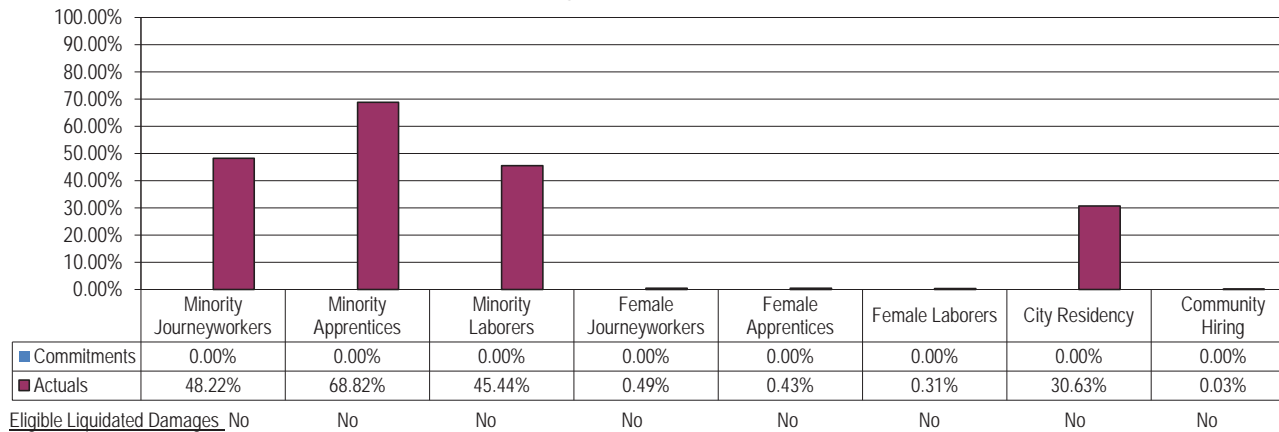
M/WBE & EEO Construction Contract Compliance Report for Projects Completed in 2013 (1/1/13 to 12/31/13)



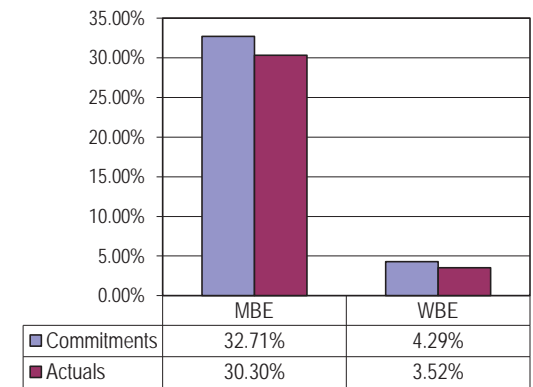
Public Building Commission of Chicago • Richard J. Daley Center • 50 West Washington, Room 200 • Chicago, Illinois 60602 • Tel: 312-744-3090 • Fax: 312-744-8005

Project Name	Contractor	Original Contract Value	MBE Commitments	%	*MBE Actuals	%	WBE Commitments	%	*WBE Actuals	%
6. Lake View High School Renovation	Friedler Construction	\$5,956,800.00	\$1,948,440.00	32.71%	\$1,719,079.70	30.30%	\$255,576.00	4.29%	\$199,684.40	3.52%
Subtotals:		\$5,956,800.00	\$1,948,440.00	32.71%	\$1,719,079.70	30.30%	\$255,576.00	4.29%	\$199,684.40	3.52%

Lake View High School Renovation EEO Report



MBE/WBE Compliance Report



Comments: 1) This information is as of 12/31/13 and may change as the projects financially close out.

2) Designed and bid by CPS, then transferred to PBC for construction management so contract provisions differ from PBC.

*M/WBE Actuals are verified M/WBE payments compared to the paid to date to General Contractor as of pay app #4 on 11/12/13 at 90.68%

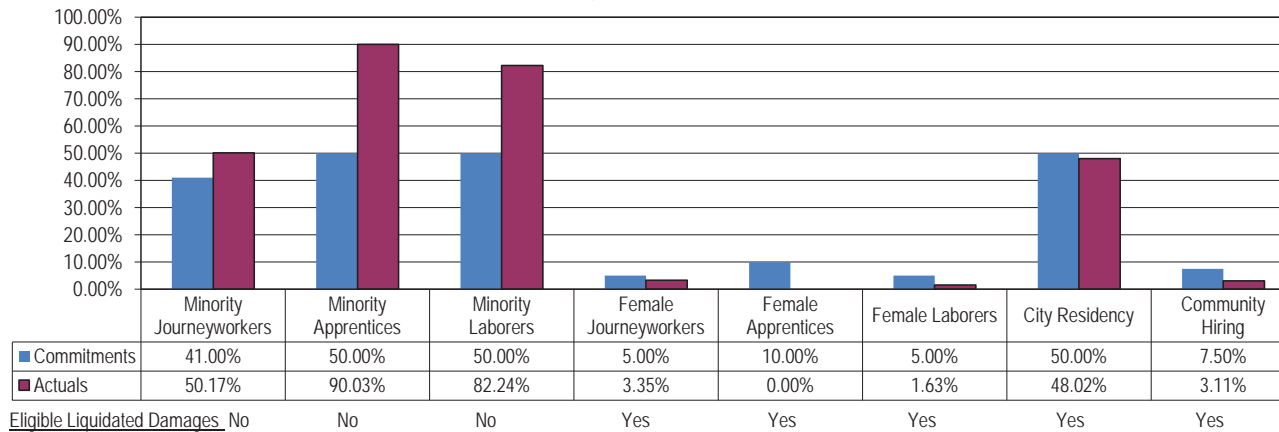
M/WBE & EEO Construction Contract Compliance Report for Projects Completed in 2013 (1/1/13 to 12/31/13)



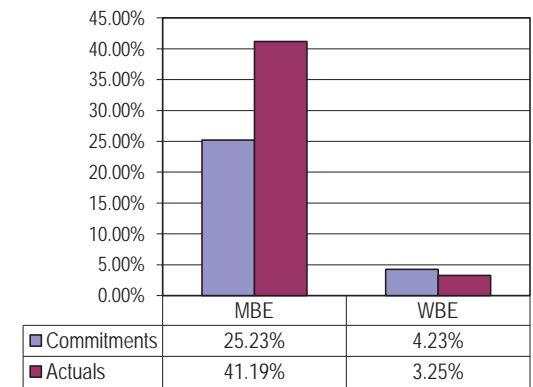
Public Building Commission of Chicago • Richard J. Daley Center • 50 West Washington, Room 200 • Chicago, Illinois 60602 • Tel: 312-744-3090 • Fax: 312-744-8005

Project Name	Contractor	Original Contract Value	MBE Commitments	%	*MBE Actuals	%	WBE Commitments	%	*WBE Actuals	%
7. Edison Park Elementary School Linked Annex	Walsh Construction Co.	\$10,403,082.00	\$2,625,000.00	25.23%	\$2,239,977.00	41.19%	\$440,000.00	4.23%	\$176,683.00	3.25%
Subtotals:		\$10,403,082.00	\$2,625,000.00	25.23%	\$2,239,977.00	41.19%	\$440,000.00	4.23%	\$176,683.00	3.25%

Edison Park Elementary School Linked Annex EEO Report



MBE/WBE Compliance Report



Comments: This information is as of 12/31/13 and may change as the projects financially close out.

*M/WBE Actuals are verified M/WBE payments compared to the paid to date to General Contractor as of pay app #6 on 12/12/13 at 52.27%

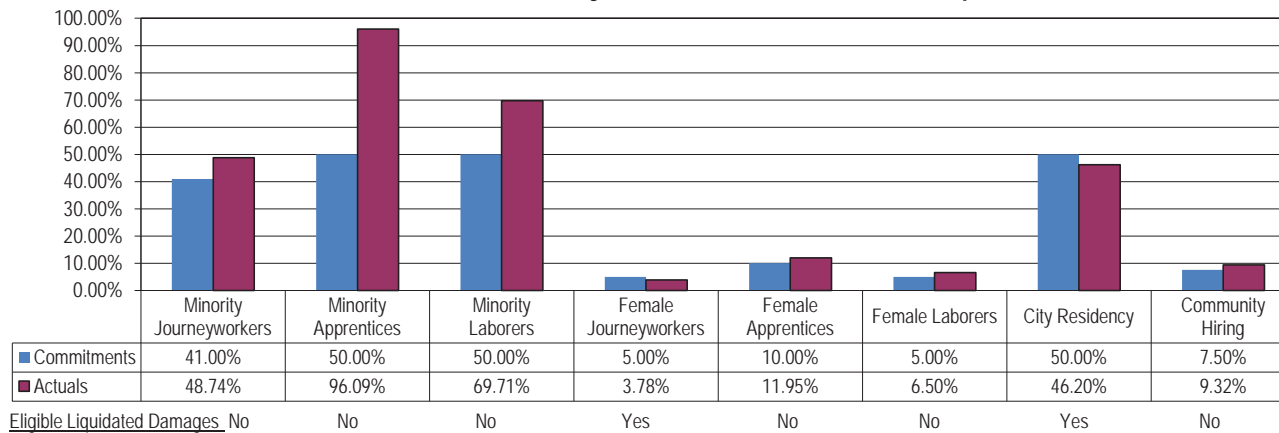
M/WBE & EEO Construction Contract Compliance Report for Projects Completed in 2013 (1/1/13 to 12/31/13)



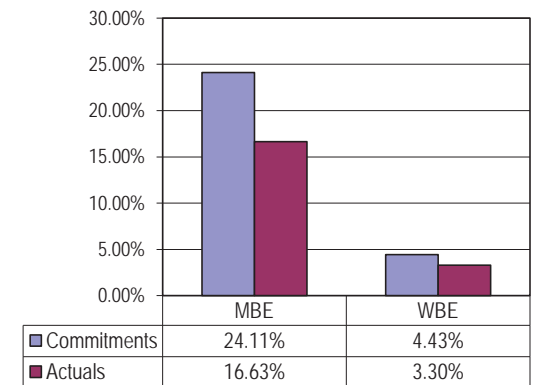
Public Building Commission of Chicago • Richard J. Daley Center • 50 West Washington, Room 200 • Chicago, Illinois 60602 • Tel: 312-744-3090 • Fax: 312-744-8005

Project Name	Contractor	Original Contract Value	MBE Commitments	%	*MBE Actuals	%	WBE Commitments	%	*WBE Actuals	%
8. Hale Elementary School Linked Annex	Walsh Construction Co.	\$11,487,000.00	\$2,770,000.00	24.11%	\$735,659.94	16.63%	\$508,400.00	4.43%	\$146,132.55	3.30%
Subtotals:		\$11,487,000.00	\$2,770,000.00	24.11%	\$735,659.94	16.63%	\$508,400.00	4.43%	\$146,132.55	3.30%

Hale Elementary School Linked Annex EEO Report



MBE/WBE Compliance Report



Comments: This information is as of 12/31/13 and may change as the projects financially close out.

*M/WBE Actuals are verified M/WBE payments compared to the paid to date to General Contractor as of pay app #6 on 11/12/13 at 38.52%

M/WBE & EEO Construction Contract Compliance Report for Projects Completed in 2013 (1/1/13 to 12/31/13)

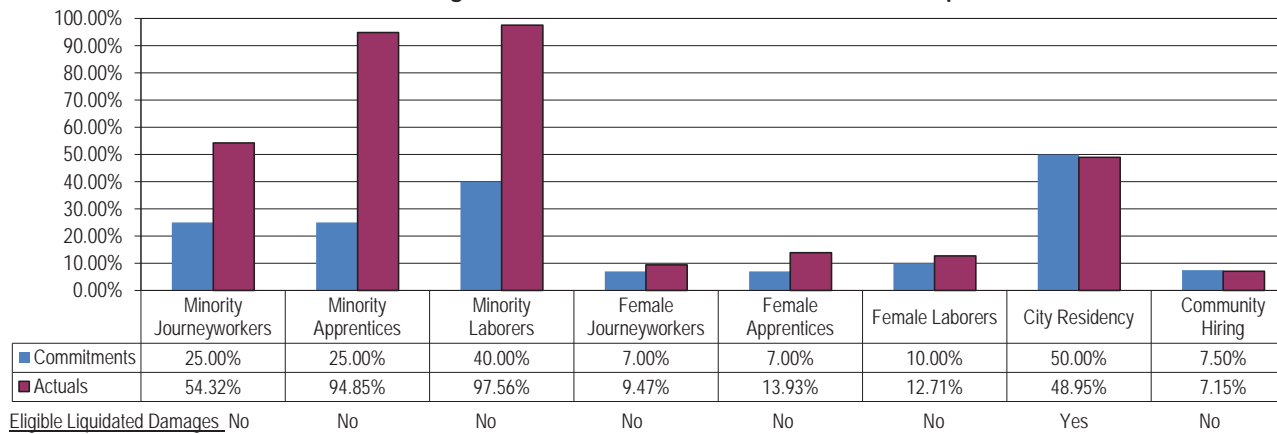


Public Building Commission of Chicago • Richard J. Daley Center • 50 West Washington, Room 200 • Chicago, Illinois 60602 • Tel: 312-744-3090 • Fax: 312-744-8005

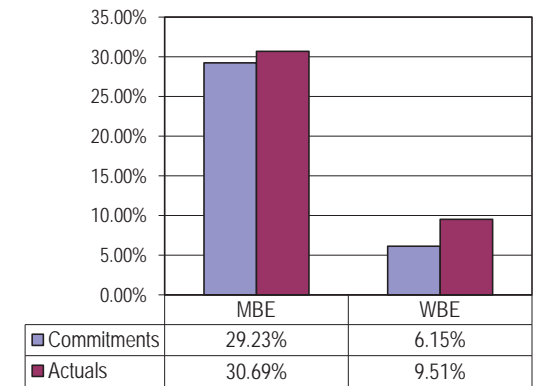
Design-Build Projects:

Project Name	Contractor	Original Contract Value	MBE Commitments	%	*MBE Actuals	%	WBE Commitments	%	*WBE Actuals	%
9. Ping Tom Memorial Park Field House	Wight & Company	\$11,839,000.00	\$3,460,925.31	29.23%	\$3,149,954.20	30.69%	\$727,553.00	6.15%	\$975,557.34	9.51%
Subtotals:		\$11,839,000.00	\$3,460,925.31	29.23%	\$3,149,954.20	30.69%	\$727,553.00	6.15%	\$975,557.34	9.51%

Ping Tom Memorial Park Field House EEO Report



MBE/WBE Compliance Report



Comments: This information is as of 12/31/13 and may change as the projects financially close out.

*M/WBE Actuals are verified M/WBE payments compared to the paid to date to General Contractor as of pay app #12 on 11/26/13 at 86.01%

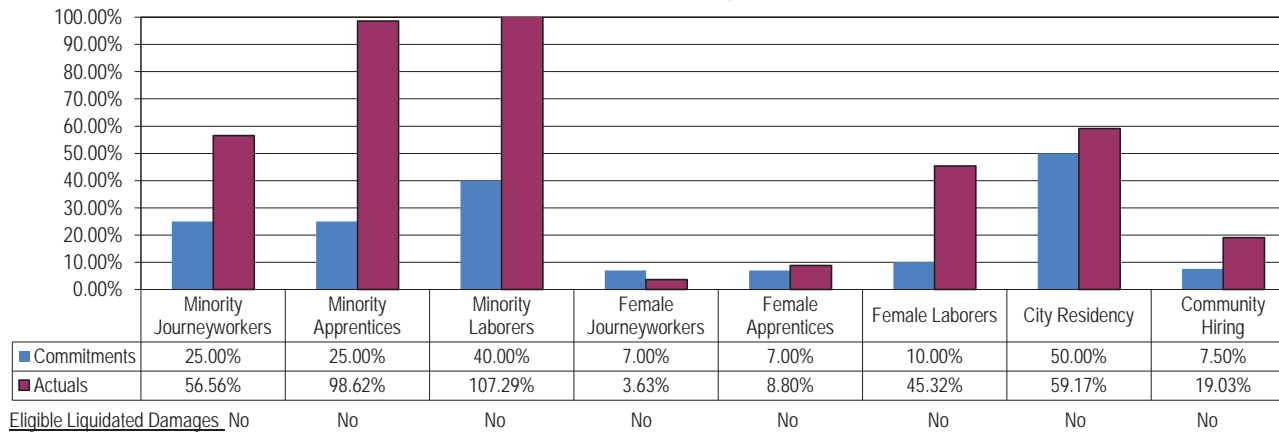
M/WBE & EEO Construction Contract Compliance Report for Projects Completed in 2013 (1/1/13 to 12/31/13)

Public Building Commission of Chicago • Richard J. Daley Center • 50 West Washington, Room 200 • Chicago, Illinois 60602 • Tel: 312-744-3090 • Fax: 312-744-8005

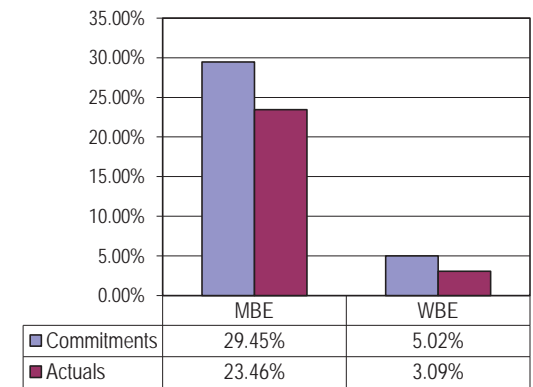


Project Name	Contractor	*Total Cost of Work	MBE Commitments	%	**MBE Actuals	%	WBE Commitments	%	**WBE Actuals	%
10. CPS School Investment Program #1	IHC Construction	\$13,414,425.00	\$3,950,860.00	29.45%	\$3,039,547.11	23.46%	\$673,770.00	5.02%	\$400,595.75	3.09%
Subtotals:		\$13,414,425.00	\$3,950,860.00	29.45%	\$3,039,547.11	23.46%	\$673,770.00	5.02%	\$400,595.75	3.09%

CPS School Investment Program #1 EEO Report



MBE/WBE Compliance Report



Comments: This information is as of 12/31/13 and may change as the projects financially close out.

*Values as of 11/5/13.

**M/WBE Actuals are verified M/WBE payments compared to the paid to date to Design-Builder as of pay app #4 on 9/30/13 at 96.57%

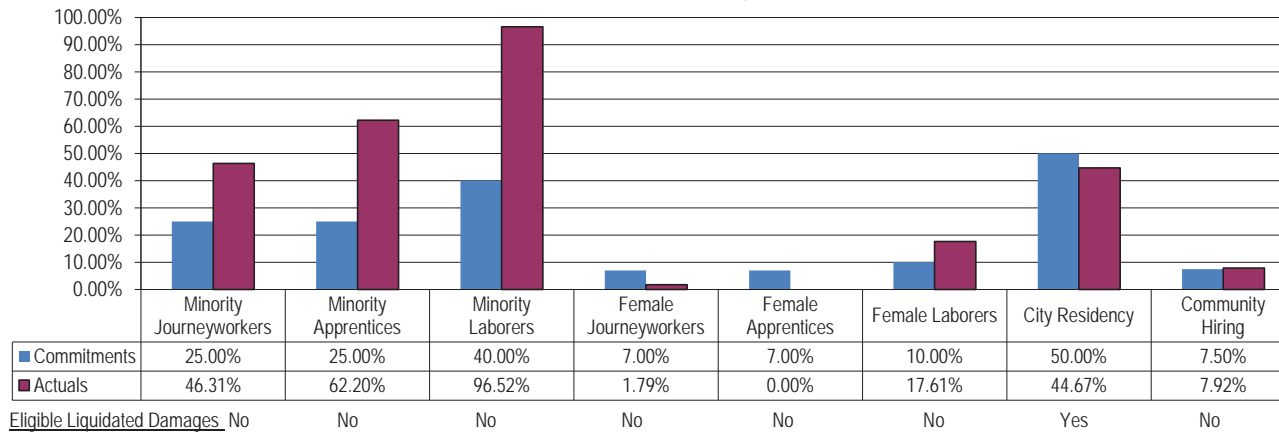
M/WBE & EEO Construction Contract Compliance Report for Projects Completed in 2013 (1/1/13 to 12/31/13)



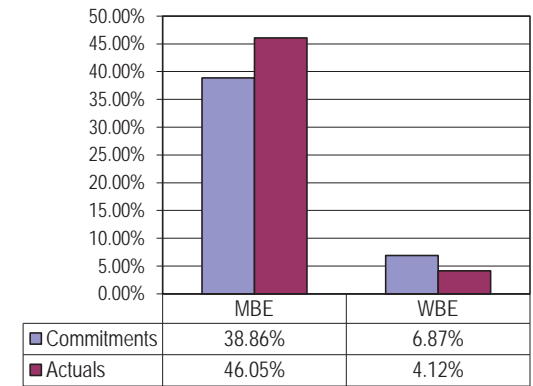
Public Building Commission of Chicago • Richard J. Daley Center • 50 West Washington, Room 200 • Chicago, Illinois 60602 • Tel: 312-744-3090 • Fax: 312-744-8005

Project Name	Contractor	*Total Cost of Work	MBE Commitments	%	**MBE Actuals	%	WBE Commitments	%	**WBE Actuals	%
11. CPS School Investment Program #2	Blinderman Construction	\$12,175,623.00	\$4,732,003.00	38.86%	\$5,162,730.70	46.05%	\$836,579.00	6.87%	\$461,618.75	4.12%
Subtotals:		\$12,175,623.00	\$4,732,003.00	38.86%	\$5,162,730.70	46.05%	\$836,579.00	6.87%	\$461,618.75	4.12%

CPS School Investment Program #2 EEO Report



MBE/WBE Compliance Report



Comments: This information is as of 12/31/13 and may change as the projects financially close out.

*Values as of 11/5/13.

**M/WBE Actuals are verified M/WBE payments compared to the paid to date to Design-Builder as of pay app #4 on 8/31/13 at 92.07%

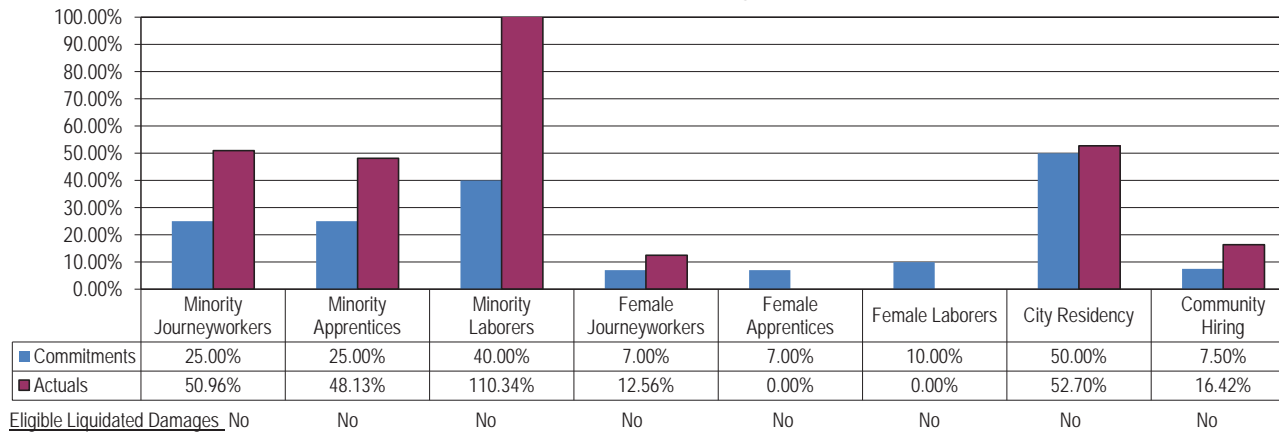
M/WBE & EEO Construction Contract Compliance Report for Projects Completed in 2013 (1/1/13 to 12/31/13)



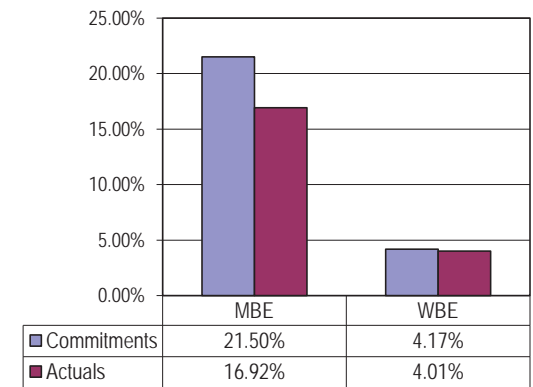
Public Building Commission of Chicago • Richard J. Daley Center • 50 West Washington, Room 200 • Chicago, Illinois 60602 • Tel: 312-744-3090 • Fax: 312-744-8005

Project Name	Contractor	*Total Cost of Work	MBE Commitments	%	**MBE Actuals	%	WBE Commitments	%	**WBE Actuals	%
12. CPS School Investment Program #3	Henry Brothers	\$14,500,000.00	\$3,117,025.00	21.50%	\$2,575,316.38	16.92%	\$604,812.00	4.17%	\$610,169.76	4.01%
Subtotals:		\$14,500,000.00	\$3,117,025.00	21.50%	\$2,575,316.38	16.92%	\$604,812.00	4.17%	\$610,169.76	4.01%

CPS School Investment Program #3 EEO Report



MBE/WBE Compliance Report



Comments: This information is as of 12/31/13 and may change as the projects financially close out.

*Values as of 11/5/13.

**M/WBE Actuals are verified M/WBE payments compared to the paid to date to Design-Builder as of pay app #3 on 8/31/13 at 93.40%

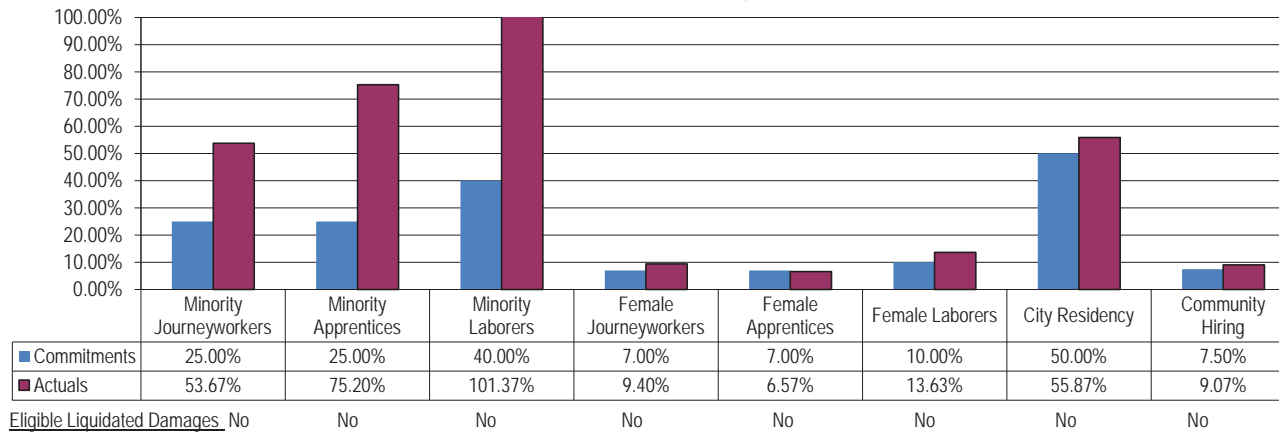
M/WBE & EEO Construction Contract Compliance Report for Projects Completed in 2013 (1/1/13 to 12/31/13)



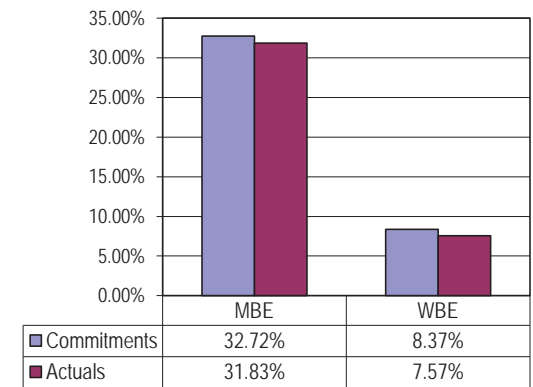
Public Building Commission of Chicago • Richard J. Daley Center • 50 West Washington, Room 200 • Chicago, Illinois 60602 • Tel: 312-744-3090 • Fax: 312-744-8005

Project Name	Contractor	*Total Cost of Work	MBE Commitments	%	**MBE Actuals	%	WBE Commitments	%	**WBE Actuals	%
13. CPS School Investment Program #4	Paschen Millhouse JV	\$10,816,277.00	\$3,538,771.20	32.72%	\$2,856,149.52	31.83%	\$905,106.00	8.37%	\$679,077.61	7.57%
Subtotals:		\$10,816,277.00	\$3,538,771.20	32.72%	\$2,856,149.52	31.83%	\$905,106.00	8.37%	\$679,077.61	7.57%

CPS School Investment Program #4 EEO Report



MBE/WBE Compliance Report



Comments: This information is as of 12/31/13 and may change as the projects financially close out.

*Values as of 11/5/13.

**M/WBE Actuals are verified M/WBE payments compared to the paid to date to Design-Builder as of pay app #3 on 8/31/13 at 82.95%

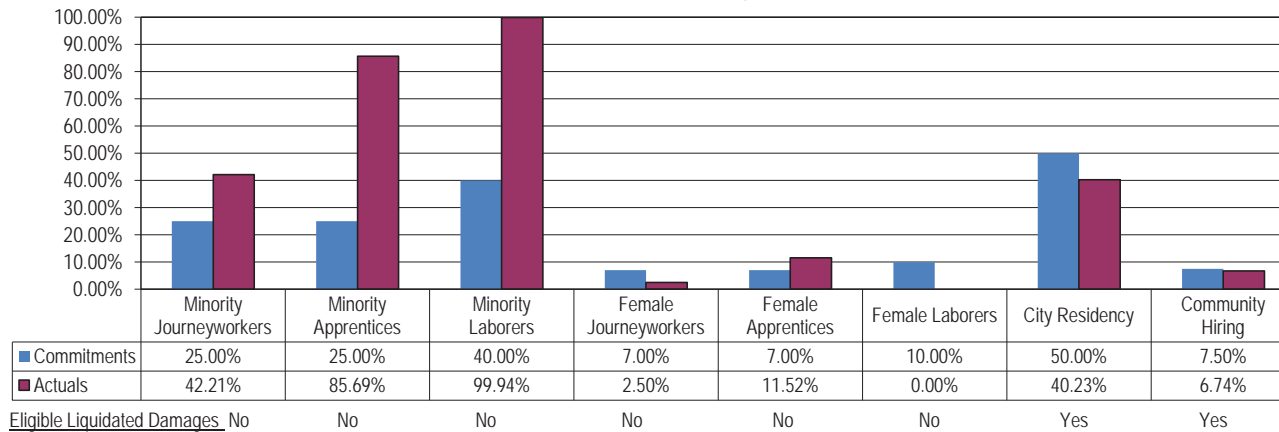
M/WBE & EEO Construction Contract Compliance Report for Projects Completed in 2013 (1/1/13 to 12/31/13)



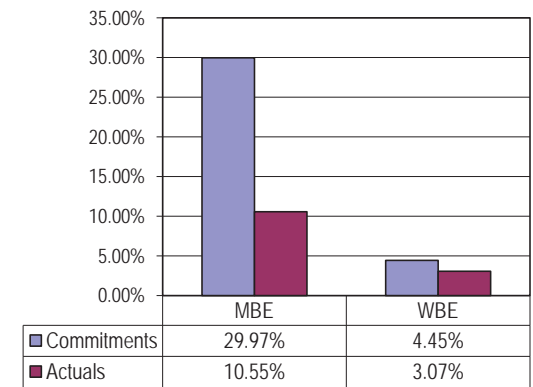
Public Building Commission of Chicago • Richard J. Daley Center • 50 West Washington, Room 200 • Chicago, Illinois 60602 • Tel: 312-744-3090 • Fax: 312-744-8005

Project Name	Contractor	*Total Cost of Work	MBE Commitments	%	**MBE Actuals	%	WBE Commitments	%	**WBE Actuals	%
14. CPS School Investment Program #5	Tishman Construction	\$11,672,547.00	\$3,498,742.00	29.97%	\$1,214,103.58	10.55%	\$519,890.00	4.45%	\$352,855.90	3.07%
Subtotals:		\$11,672,547.00	\$3,498,742.00	29.97%	\$1,214,103.58	10.55%	\$519,890.00	4.45%	\$352,855.90	3.07%

CPS School Investment Program #5 EEO Report



MBE/WBE Compliance Report



Comments: This information is as of 12/31/13 and may change as the projects financially close out.

*Values as of 11/5/13.

**M/WBE Actuals are verified M/WBE payments compared to the paid to date to Design-Build as of pay app #4 on 9/30/13 at 88.52%

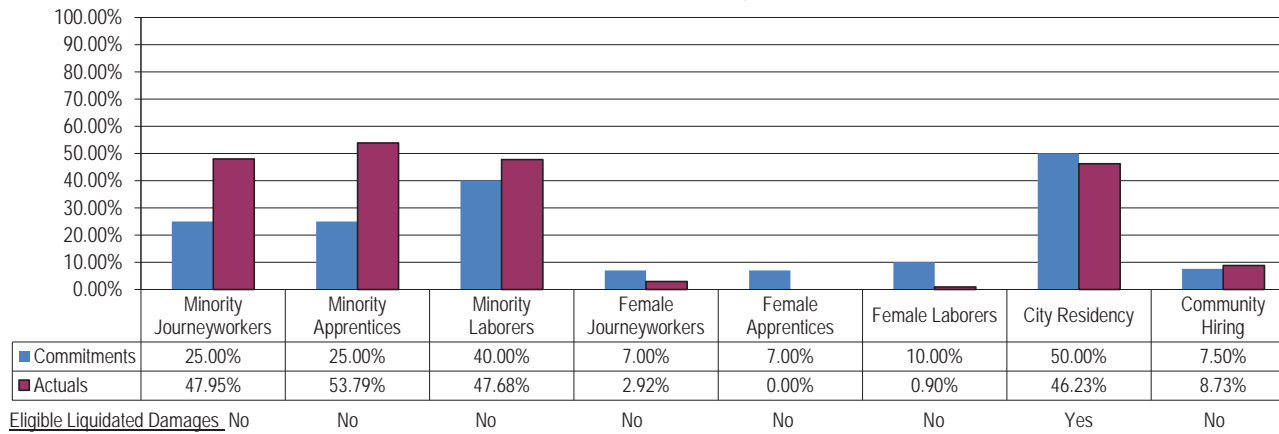
M/WBE & EEO Construction Contract Compliance Report for Projects Completed in 2013 (1/1/13 to 12/31/13)



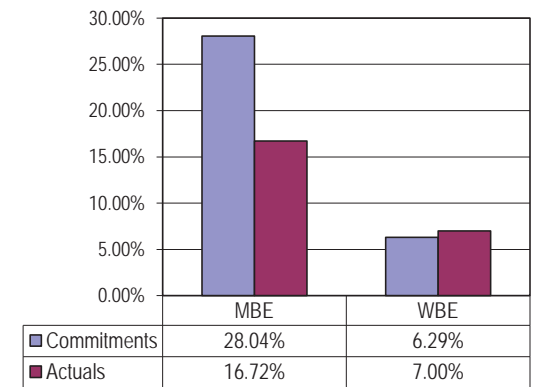
Public Building Commission of Chicago • Richard J. Daley Center • 50 West Washington, Room 200 • Chicago, Illinois 60602 • Tel: 312-744-3090 • Fax: 312-744-8005

Project Name	Contractor	*Total Cost of Work	MBE Commitments	%	**MBE Actuals	%	WBE Commitments	%	**WBE Actuals	%
15. CPS School Investment Program #6	Paschen Milhouse JV	\$5,862,591.00	\$1,643,838.10	28.04%	\$651,223.22	16.72%	\$368,820.00	6.29%	\$272,527.20	7.00%
Subtotals:		\$5,862,591.00	\$1,643,838.10	28.04%	\$651,223.22	16.72%	\$368,820.00	6.29%	\$272,527.20	7.00%

CPS School Investment Program #6 EEO Report



MBE/WBE Compliance Report



Comments: This information is as of 12/31/13 and may change as the projects financially close out.

*Values as of 11/5/13.

**M/WBE Actuals are verified M/WBE payments compared to the paid to date to Design-Builder as of pay app #3 on 8/31/13 at 66.43%

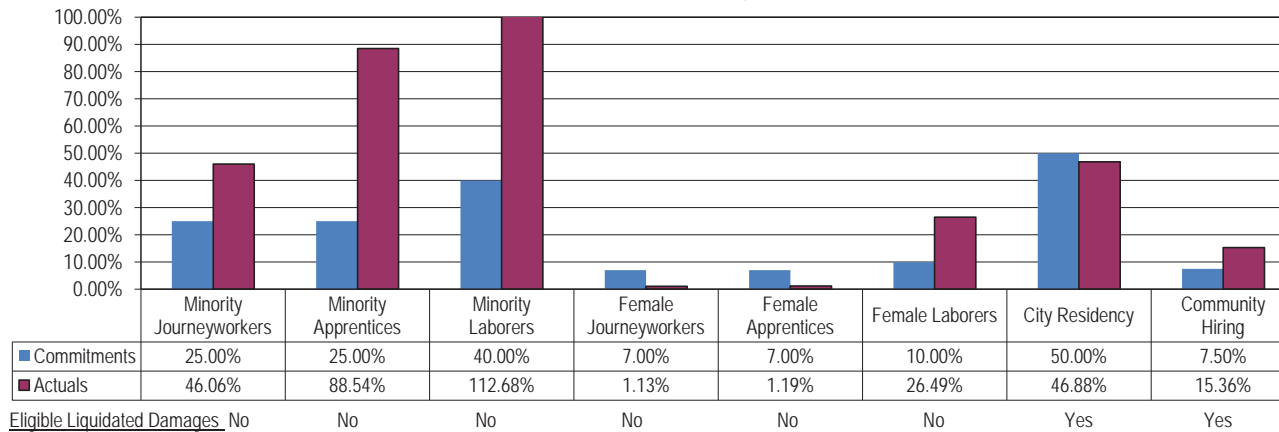
M/WBE & EEO Construction Contract Compliance Report for Projects Completed in 2013 (1/1/13 to 12/31/13)



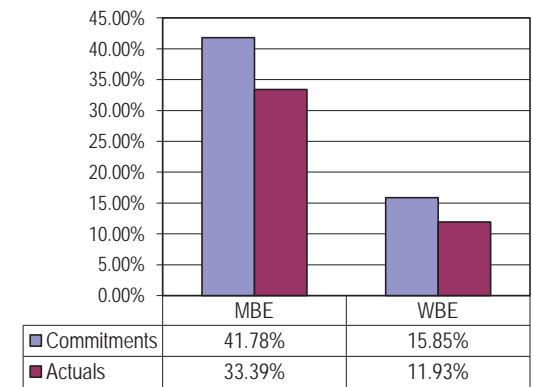
Public Building Commission of Chicago • Richard J. Daley Center • 50 West Washington, Room 200 • Chicago, Illinois 60602 • Tel: 312-744-3090 • Fax: 312-744-8005

Project Name	Contractor	*Total Cost of Work	MBE Commitments	%	**MBE Actuals	%	WBE Commitments	%	**WBE Actuals	%
16. CPS School Investment Program #7	K.R. Miller Contractors	\$5,296,849.00	\$2,213,245.00	41.78%	\$1,824,378.10	33.39%	\$839,344.00	15.85%	\$651,886.18	11.93%
Subtotals:		\$5,296,849.00	\$2,213,245.00	41.78%	\$1,824,378.10	33.39%	\$839,344.00	15.85%	\$651,886.18	11.93%

CPS School Investment Program #7 EEO Report



MBE/WBE Compliance Report



Comments: This information is as of 12/31/13 and may change as the projects financially close out.

*Values as of 11/5/13.

**M/WBE Actuals are verified M/WBE payments compared to the paid to date to Design-Builder as of pay app #4 on 9/30/13 at 94.52%

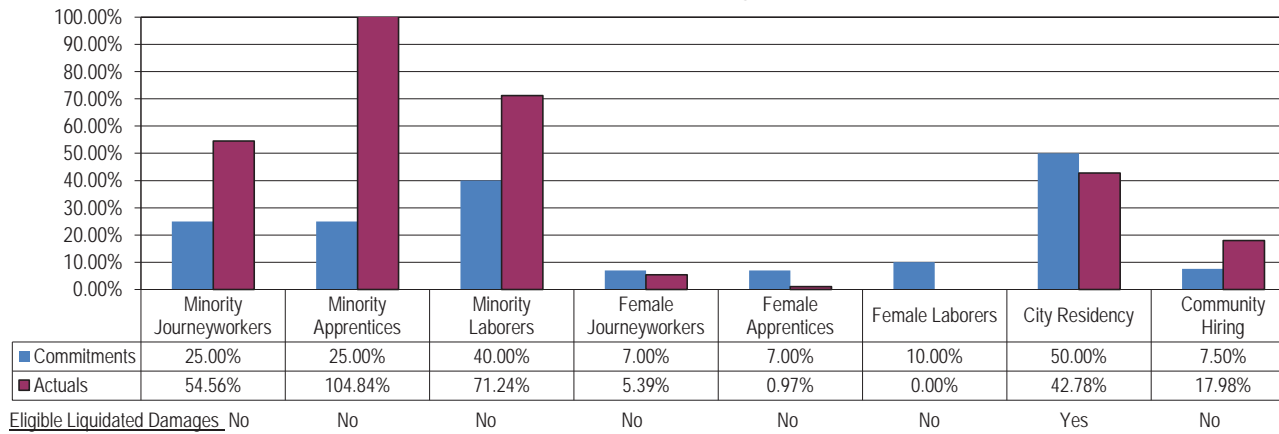
M/WBE & EEO Construction Contract Compliance Report for Projects Completed in 2013 (1/1/13 to 12/31/13)



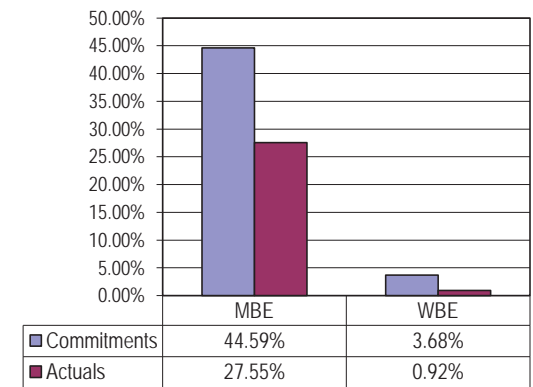
Public Building Commission of Chicago • Richard J. Daley Center • 50 West Washington, Room 200 • Chicago, Illinois 60602 • Tel: 312-744-3090 • Fax: 312-744-8005

Project Name	Contractor	*Total Cost of Work	MBE Commitments	%	**MBE Actuals	%	WBE Commitments	%	**WBE Actuals	%
17. CPS School Investment Program #8	Gilbane Building Co.	\$13,174,546.00	\$5,875,147.00	44.59%	\$3,343,347.67	27.55%	\$485,426.00	3.68%	\$111,445.29	0.92%
Subtotals:		\$13,174,546.00	\$5,875,147.00	44.59%	\$3,343,347.67	27.55%	\$485,426.00	3.68%	\$111,445.29	0.92%

CPS School Investment Program #8 EEO Report



MBE/WBE Compliance Report



Comments: This information is as of 12/31/13 and may change as the projects financially close out.

*Values as of 11/5/13.

**M/WBE Actuals are verified M/WBE payments compared to the paid to date to Design-Builder as of pay app #4 on 9/30/13 at 92.10%

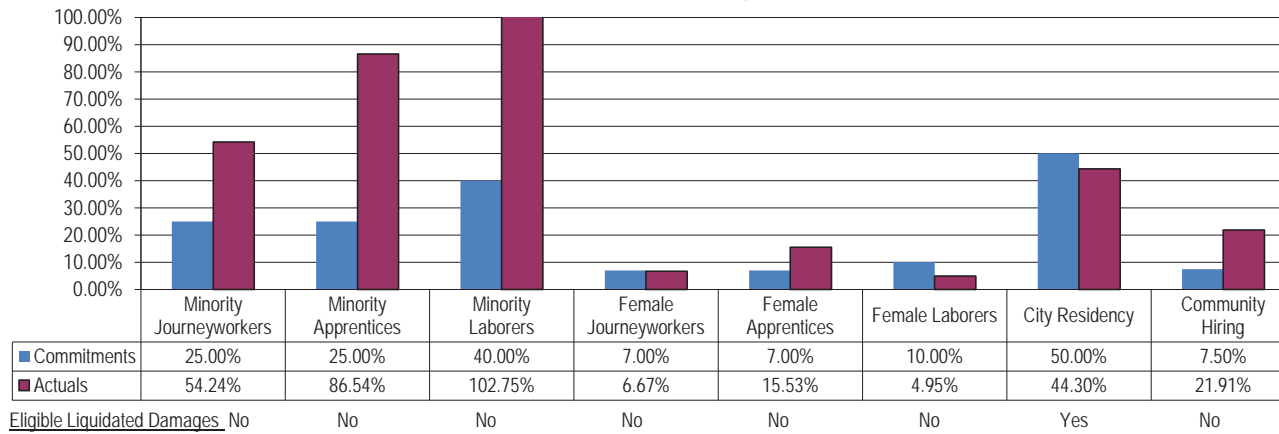
M/WBE & EEO Construction Contract Compliance Report for Projects Completed in 2013 (1/1/13 to 12/31/13)



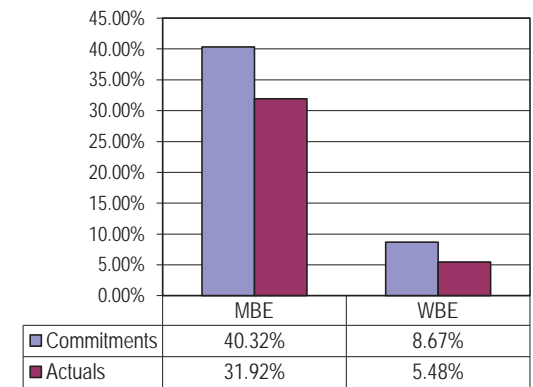
Public Building Commission of Chicago • Richard J. Daley Center • 50 West Washington, Room 200 • Chicago, Illinois 60602 • Tel: 312-744-3090 • Fax: 312-744-8005

Project Name	Contractor	*Total Cost of Work	MBE Commitments	%	**MBE Actuals	%	WBE Commitments	%	**WBE Actuals	%
18. CPS School Investment Program #9	Berglund Construction	\$15,157,844.00	\$6,111,106.00	40.32%	\$4,749,101.28	31.92%	\$1,313,923.00	8.67%	\$814,917.70	5.48%
Subtotals:		\$15,157,844.00	\$6,111,106.00	40.32%	\$4,749,101.28	31.92%	\$1,313,923.00	8.67%	\$814,917.70	5.48%

CPS School Investment Program #9 EEO Report



MBE/WBE Compliance Report



Comments: This information is as of 12/31/13 and may change as the projects financially close out.

*Values as of 11/5/13.

**M/WBE Actuals are verified M/WBE payments compared to the paid to date to Design-Build as of pay app #3 on 8/31/13 at 98.17%

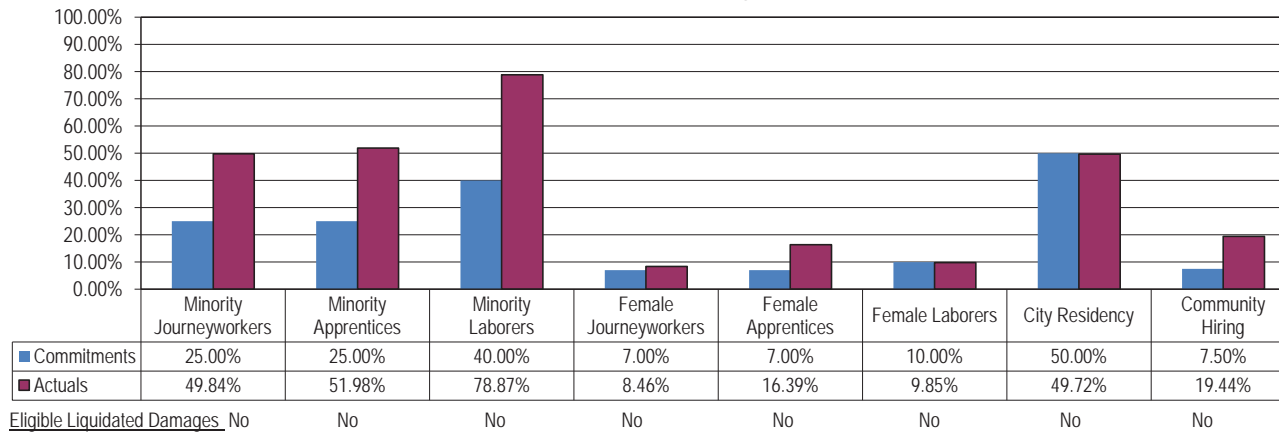
M/WBE & EEO Construction Contract Compliance Report for Projects Completed in 2013 (1/1/13 to 12/31/13)



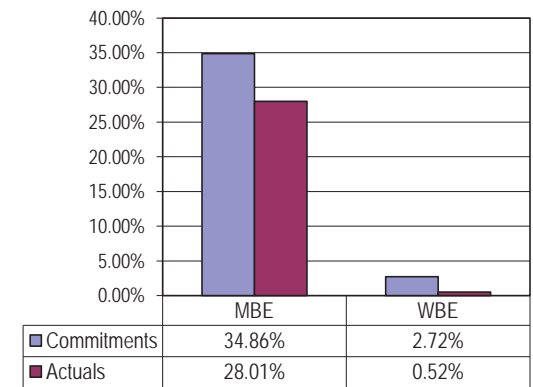
Public Building Commission of Chicago • Richard J. Daley Center • 50 West Washington, Room 200 • Chicago, Illinois 60602 • Tel: 312-744-3090 • Fax: 312-744-8005

Project Name	Contractor	*Total Cost of Work	MBE Commitments	%	**MBE Actuals	%	WBE Commitments	%	**WBE Actuals	%
19. CPS School Investment Program #10	Berglund Construction	\$13,351,041.00	\$4,653,917.00	34.86%	\$3,385,997.84	28.01%	\$363,290.00	2.72%	\$62,795.00	0.52%
Subtotals:		\$13,351,041.00	\$4,653,917.00	34.86%	\$3,385,997.84	28.01%	\$363,290.00	2.72%	\$62,795.00	0.52%

CPS School Investment Program #10 EEO Report



MBE/WBE Compliance Report



Comments: This information is as of 12/31/13 and may change as the projects financially close out.

*Values as of 11/5/13.

**M/WBE Actuals are verified M/WBE payments compared to the paid to date to Design-Builder as of pay app #3 on 8/31/13 at 90.54%

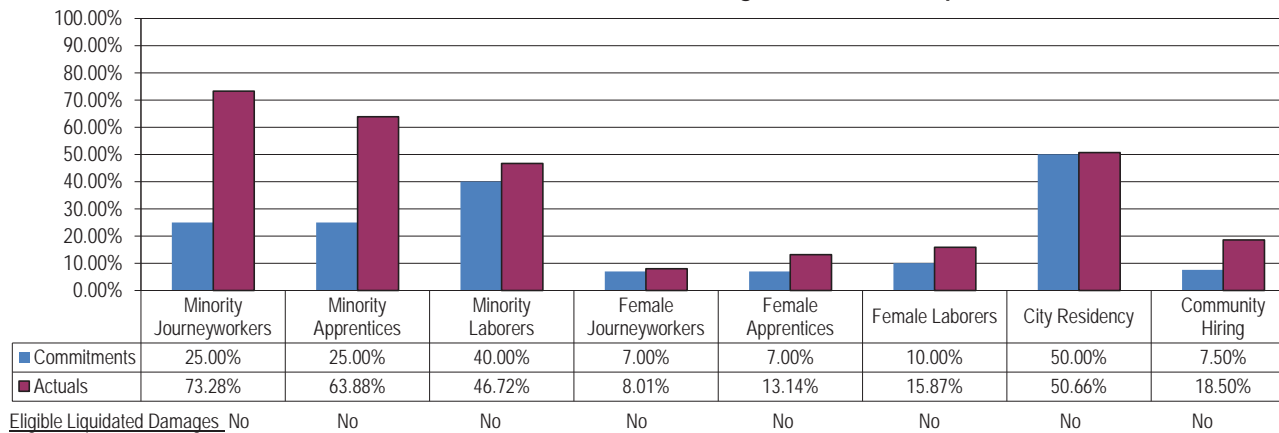
M/WBE & EEO Construction Contract Compliance Report for Projects Completed in 2013 (1/1/13 to 12/31/13)



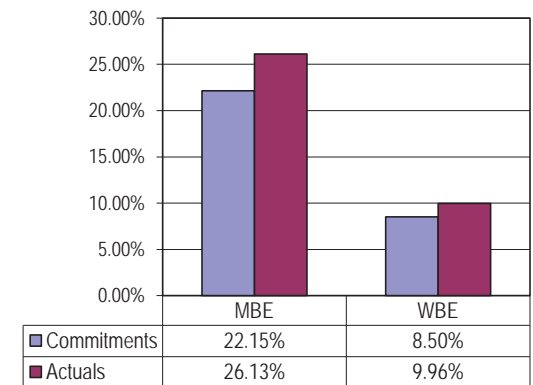
Public Building Commission of Chicago • Richard J. Daley Center • 50 West Washington, Room 200 • Chicago, Illinois 60602 • Tel: 312-744-3090 • Fax: 312-744-8005

Project Name	Contractor	*Total Cost of Work	MBE Commitments	%	**MBE Actuals	%	WBE Commitments	%	**WBE Actuals	%
20. CPS School Investment Program #11	Wight & Company	\$11,064,725.00	\$2,450,619.00	22.15%	\$2,497,354.77	26.13%	\$941,033.00	8.50%	\$951,572.76	9.96%
Subtotals:		\$11,064,725.00	\$2,450,619.00	22.15%	\$2,497,354.77	26.13%	\$941,033.00	8.50%	\$951,572.76	9.96%

CPS School Investment Program #11 EEO Report



MBE/WBE Compliance Report



Comments: This information is as of 12/31/13 and may change as the projects financially close out.

*Values as of 11/5/13.

**M/WBE Actuals are verified M/WBE payments compared to the paid to date to Design-Builder as of pay app #4 on 8/31/13 at 86.38%

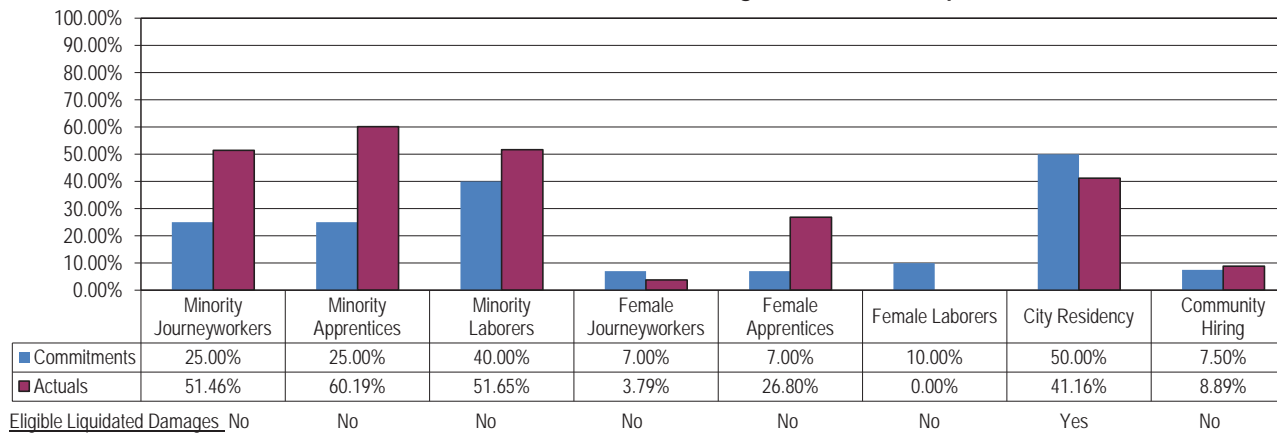
M/WBE & EEO Construction Contract Compliance Report for Projects Completed in 2013 (1/1/13 to 12/31/13)



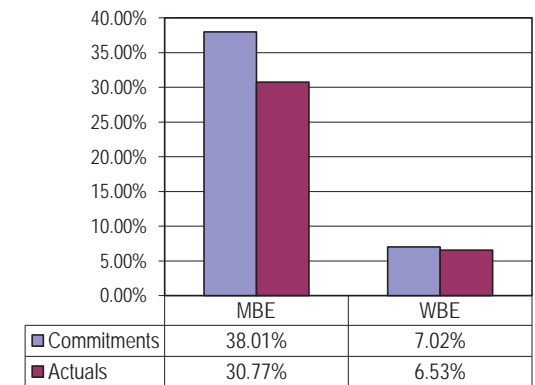
Public Building Commission of Chicago • Richard J. Daley Center • 50 West Washington, Room 200 • Chicago, Illinois 60602 • Tel: 312-744-3090 • Fax: 312-744-8005

Project Name	Contractor	*Total Cost of Work	MBE Commitments	%	**MBE Actuals	%	WBE Commitments	%	**WBE Actuals	%
21. CPS School Investment Program #12	Friedler Construction	\$7,240,156.00	\$2,751,960.40	38.01%	\$2,337,821.71	30.77%	\$508,555.00	7.02%	\$495,968.35	6.53%
Subtotals:		\$7,240,156.00	\$2,751,960.40	38.01%	\$2,337,821.71	30.77%	\$508,555.00	7.02%	\$495,968.35	6.53%

CPS School Investment Program #12 EEO Report



MBE/WBE Compliance Report



Comments: This information is as of 12/31/13 and may change as the projects financially close out.

*Values as of 11/5/13.

**M/WBE Actuals are verified M/WBE payments compared to the paid to date to Design-Build as of pay app #4 on 9/30/13 at 95.70%

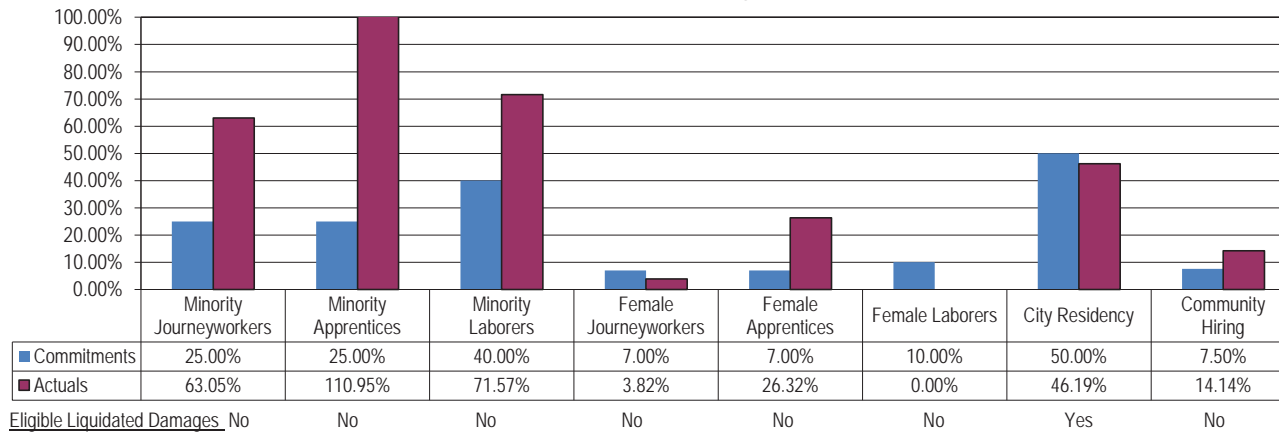
M/WBE & EEO Construction Contract Compliance Report for Projects Completed in 2013 (1/1/13 to 12/31/13)



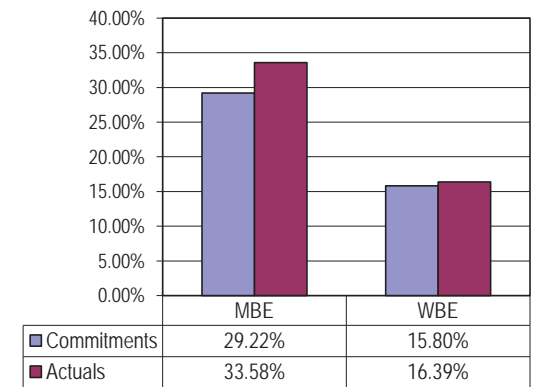
Public Building Commission of Chicago • Richard J. Daley Center • 50 West Washington, Room 200 • Chicago, Illinois 60602 • Tel: 312-744-3090 • Fax: 312-744-8005

Project Name	Contractor	*Total Cost of Work	MBE Commitments	%	**MBE Actuals	%	WBE Commitments	%	**WBE Actuals	%
22. CPS School Investment Program #13	Wight & Company	\$11,237,702.00	\$3,283,318.78	29.22%	\$3,583,082.11	33.58%	\$1,776,011.00	15.80%	\$1,748,568.20	16.39%
Subtotals:		\$11,237,702.00	\$3,283,318.78	29.22%	\$3,583,082.11	33.58%	\$1,776,011.00	15.80%	\$1,748,568.20	16.39%

CPS School Investment Program #13 EEO Report



MBE/WBE Compliance Report



Comments: This information is as of 12/31/13 and may change as the projects financially close out.

*Values as of 11/5/13.

**M/WBE Actuals are verified M/WBE payments compared to the paid to date to Design-Builder as of pay app #4 on 8/31/13 at 94.95%

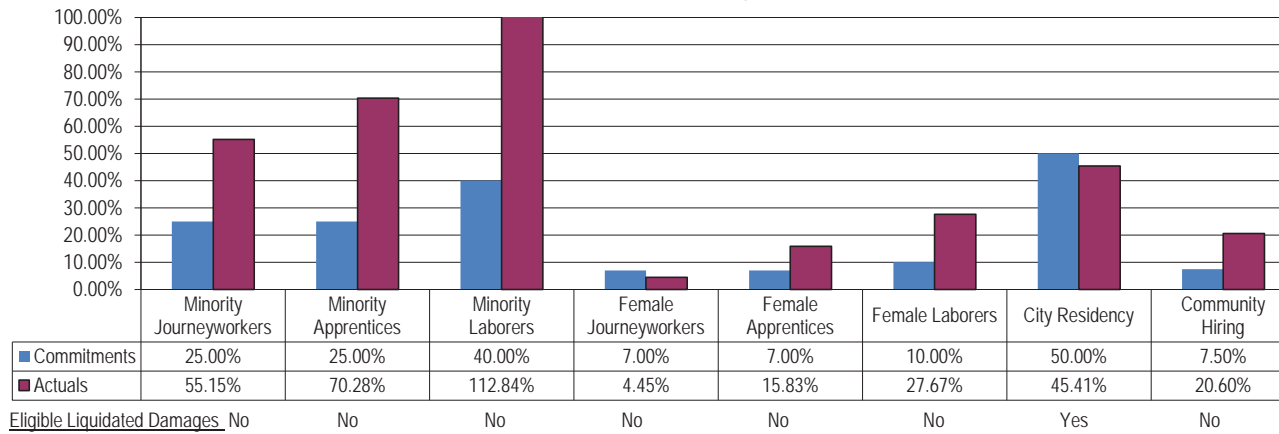
M/WBE & EEO Construction Contract Compliance Report for Projects Completed in 2013 (1/1/13 to 12/31/13)



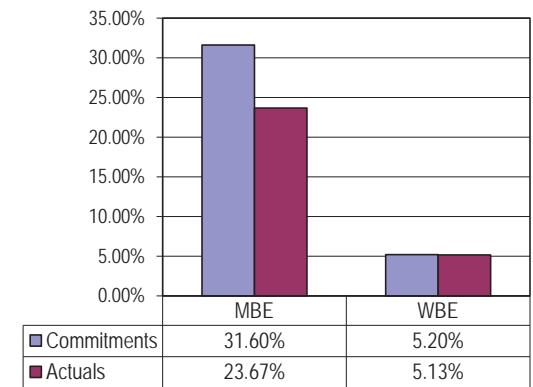
Public Building Commission of Chicago • Richard J. Daley Center • 50 West Washington, Room 200 • Chicago, Illinois 60602 • Tel: 312-744-3090 • Fax: 312-744-8005

Project Name	Contractor	*Total Cost of Work	MBE Commitments	%	**MBE Actuals	%	WBE Commitments	%	**WBE Actuals	%
23. CPS School Investment Program #14	K.R. Miller Contractor	\$10,538,296.00	\$3,330,043.00	31.60%	\$2,505,604.47	23.67%	\$547,602.00	5.20%	\$543,099.25	5.13%
Subtotals:		\$10,538,296.00	\$3,330,043.00	31.60%	\$2,505,604.47	23.67%	\$547,602.00	5.20%	\$543,099.25	5.13%

CPS School Investment Program #14 EEO Report



MBE/WBE Compliance Report



Comments: This information is as of 12/31/13 and may change as the projects financially close out.

*Values as of 11/5/13.

**M/WBE Actuals are verified M/WBE payments compared to the paid to date to Design-Builder as of pay app #4 on 9/30/13 at 91.98%

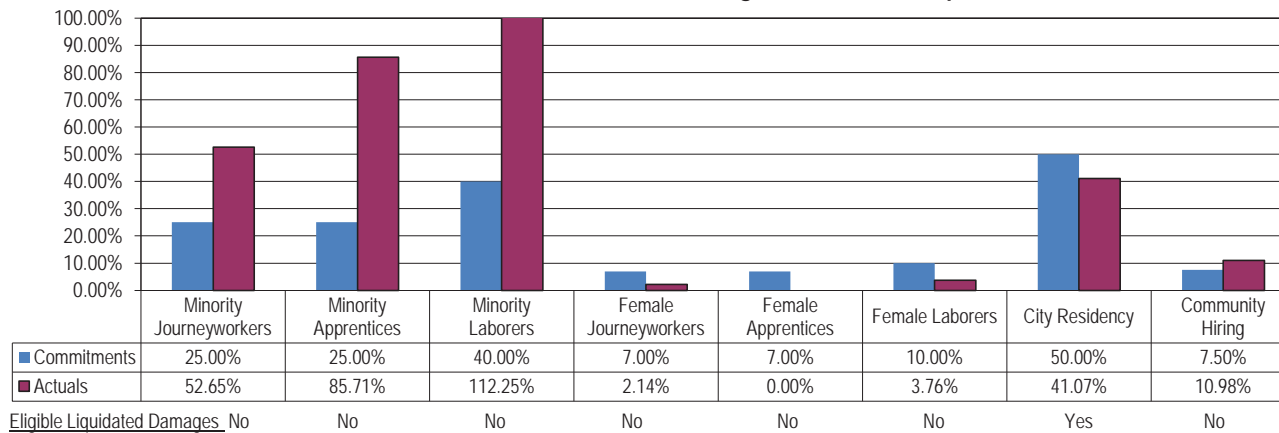
M/WBE & EEO Construction Contract Compliance Report for Projects Completed in 2013 (1/1/13 to 12/31/13)



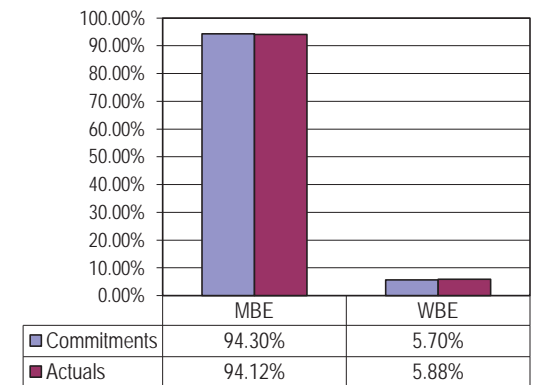
Public Building Commission of Chicago • Richard J. Daley Center • 50 West Washington, Room 200 • Chicago, Illinois 60602 • Tel: 312-744-3090 • Fax: 312-744-8005

Project Name	Contractor	*Total Cost of Work	MBE Commitments	%	**MBE Actuals	%	WBE Commitments	%	**WBE Actuals	%
24. CPS School Investment Program #15	Old Veteran Construction	\$10,096,729.00	\$9,521,509.00	94.30%	\$8,898,252.89	94.12%	\$575,220.00	5.70%	\$556,406.44	5.88%
Subtotals:		\$10,096,729.00	\$9,521,509.00	94.30%	\$8,898,252.89	94.12%	\$575,220.00	5.70%	\$556,406.44	5.88%

CPS School Investment Program #15 EEO Report



MBE/WBE Compliance Report



Comments: This information is as of 12/31/13 and may change as the projects financially close out.

*Values as of 11/5/13.

**M/WBE Actuals are verified M/WBE payments compared to the paid to date to Design-Builder as of pay app #3 on 8/31/13 at 93.64%

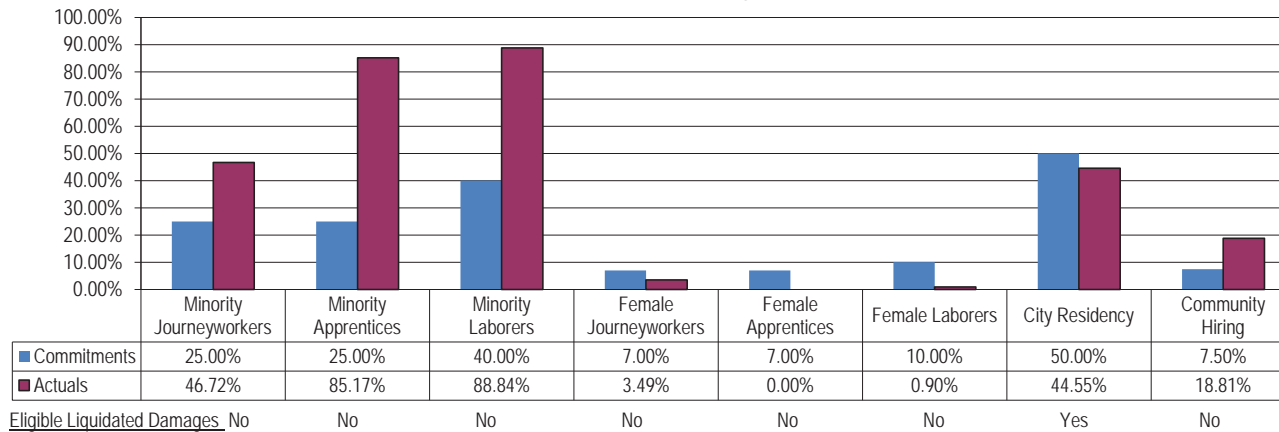
M/WBE & EEO Construction Contract Compliance Report for Projects Completed in 2013 (1/1/13 to 12/31/13)



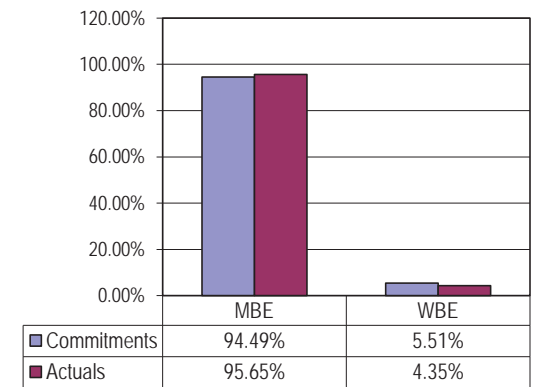
Public Building Commission of Chicago • Richard J. Daley Center • 50 West Washington, Room 200 • Chicago, Illinois 60602 • Tel: 312-744-3090 • Fax: 312-744-8005

Project Name	Contractor	*Total Cost of Work	MBE Commitments	%	**MBE Actuals	%	WBE Commitments	%	**WBE Actuals	%
25. CPS School Investment Program #16	Ujamaa Construction	\$9,898,997.00	\$9,353,490.00	94.49%	\$8,424,344.58	95.65%	\$545,507.00	5.51%	\$383,213.35	4.35%
Subtotals:		\$9,898,997.00	\$9,353,490.00	94.49%	\$8,424,344.58	95.65%	\$545,507.00	5.51%	\$383,213.35	4.35%

CPS School Investment Program #16 EEO Report



MBE/WBE Compliance Report



Comments: This information is as of 12/31/13 and may change as the projects financially close out.

*Values as of 11/5/13.

**M/WBE Actuals are verified M/WBE payments compared to the paid to date to Design-Build as of pay app #3 on 8/31/13 at 88.97%

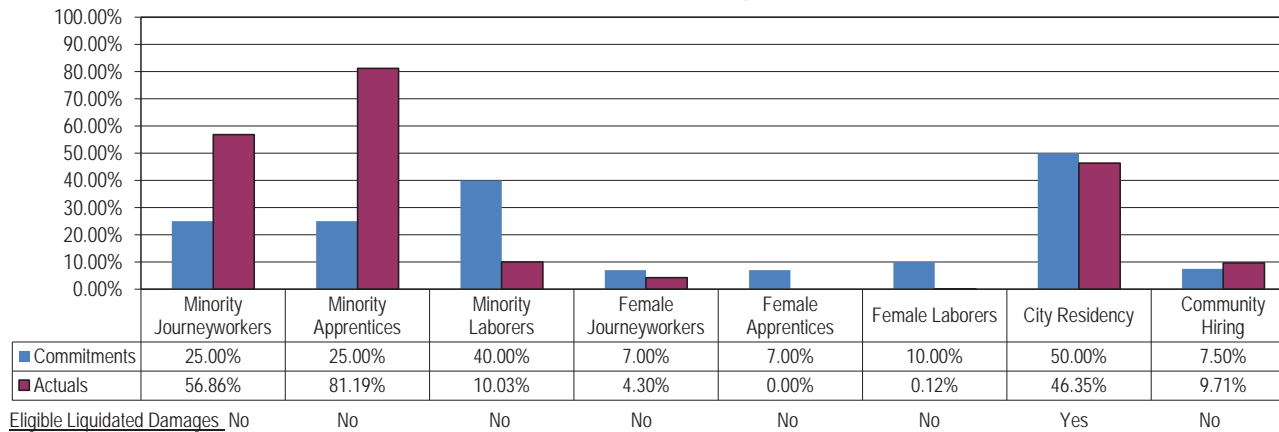
M/WBE & EEO Construction Contract Compliance Report for Projects Completed in 2013 (1/1/13 to 12/31/13)



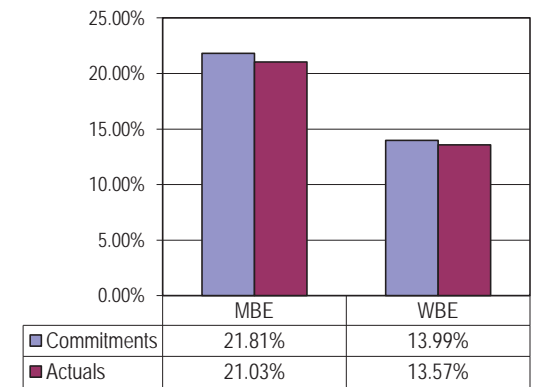
Public Building Commission of Chicago • Richard J. Daley Center • 50 West Washington, Room 200 • Chicago, Illinois 60602 • Tel: 312-744-3090 • Fax: 312-744-8005

Project Name	Contractor	*Total Cost of Work	MBE Commitments	%	**MBE Actuals	%	WBE Commitments	%	**WBE Actuals	%
26. CPS School Investment Program #17	All-Bry Construction	\$5,831,240.00	\$1,272,065.40	21.81%	\$1,267,490.40	21.03%	\$815,707.00	13.99%	\$817,735.00	13.57%
Subtotals:		\$5,831,240.00	\$1,272,065.40	21.81%	\$1,267,490.40	21.03%	\$815,707.00	13.99%	\$817,735.00	13.57%

CPS School Investment Program #17 EEO Report



MBE/WBE Compliance Report



Comments: This information is as of 12/31/13 and may change as the projects financially close out.

*Values as of 11/5/13.

**M/WBE Actuals are verified M/WBE payments compared to the paid to date to Design-Builder as of pay app #4 on 9/30/13 at 93.32%

M/WBE & EEO Construction Contract Compliance Report for Projects Completed in 2013 (1/1/13 to 12/31/13)

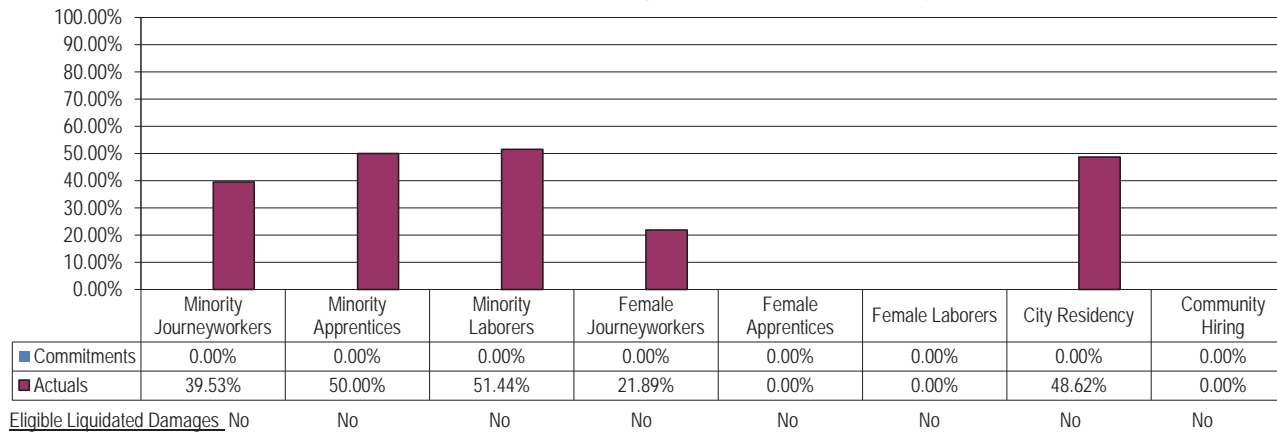


Public Building Commission of Chicago • Richard J. Daley Center • 50 West Washington, Room 200 • Chicago, Illinois 60602 • Tel: 312-744-3090 • Fax: 312-744-8005

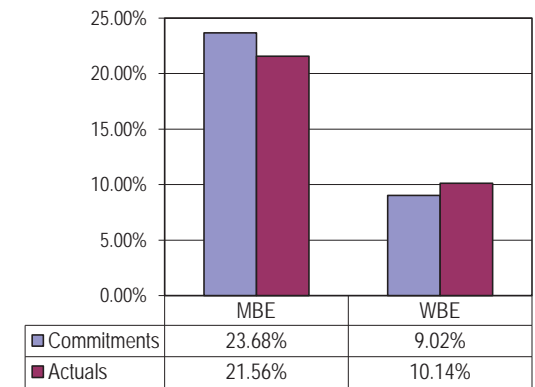
JOC Projects:

Project Name	Contractor	Original Contract Value	MBE Commitments	%	*MBE Actuals	%	WBE Commitments	%	*WBE Actuals	%
27. CPS Modular Classroom Program - Locke Elementary	Leopardo Companies	\$912,216.36	\$216,026.00	23.68%	\$78,739.20	21.56%	\$82,240.00	9.02%	\$37,008.00	10.14%
Subtotals:		\$912,216.36	\$216,026.00	23.68%	\$78,739.20	21.56%	\$82,240.00	9.02%	\$37,008.00	10.14%

CPS Modular Classroom Program - Locke Elementary EEO Report



MBE/WBE Compliance Report



Comments: This information is as of 12/31/13 and may change as the projects financially close out. JOC Contractors EEO Compliance are monitored programmatically.

*M/WBE Actuals are verified M/WBE payments compared to the paid to date to General Contractor as of pay app #1 on 9/18/13 at 43.92%

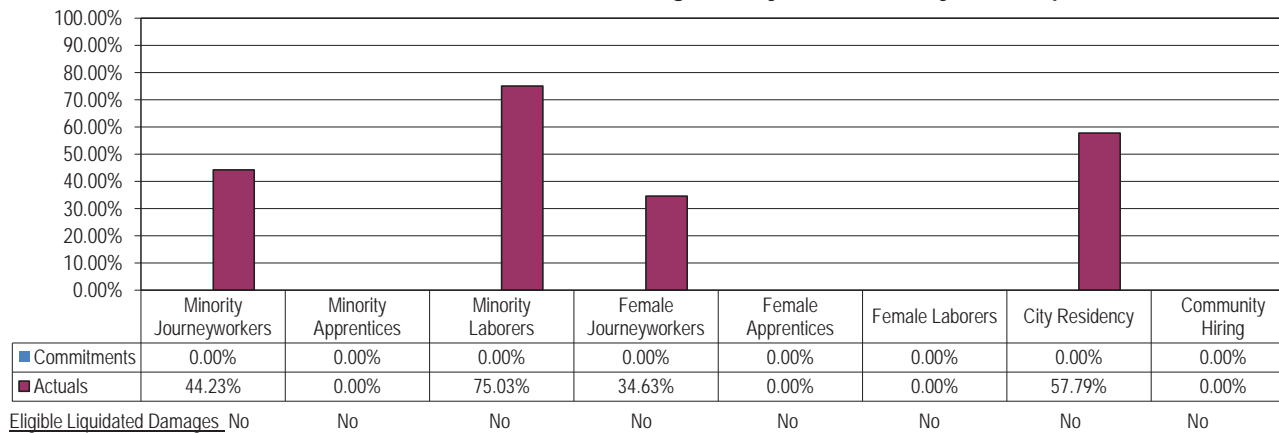
M/WBE & EEO Construction Contract Compliance Report for Projects Completed in 2013 (1/1/13 to 12/31/13)



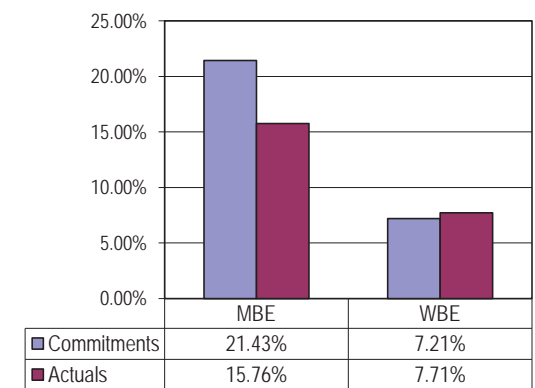
Public Building Commission of Chicago • Richard J. Daley Center • 50 West Washington, Room 200 • Chicago, Illinois 60602 • Tel: 312-744-3090 • Fax: 312-744-8005

Project Name	Contractor	Original Contract Value	MBE Commitments	%	*MBE Actuals	%	WBE Commitments	%	*WBE Actuals	%
28. CPS Modular Classroom Program - Lyon Elementary	Leopardo Companies	\$842,285.00	\$180,477.00	21.43%	\$78,552.05	15.76%	\$60,697.00	7.21%	\$38,432.75	7.71%
Subtotals:		\$842,285.00	\$180,477.00	21.43%	\$78,552.05	15.76%	\$60,697.00	7.21%	\$38,432.75	7.71%

CPS Modular Classroom Program - Lyon Elementary EEO Report



MBE/WBE Compliance Report



Comments: This information is as of 12/31/13 and may change as the projects financially close out. JOC Contractors EEO Compliance are monitored programmatically.

*M/WBE Actuals are verified M/WBE payments compared to the paid to date to General Contractor as of pay app #1 on 9/18/13 at 56.86%

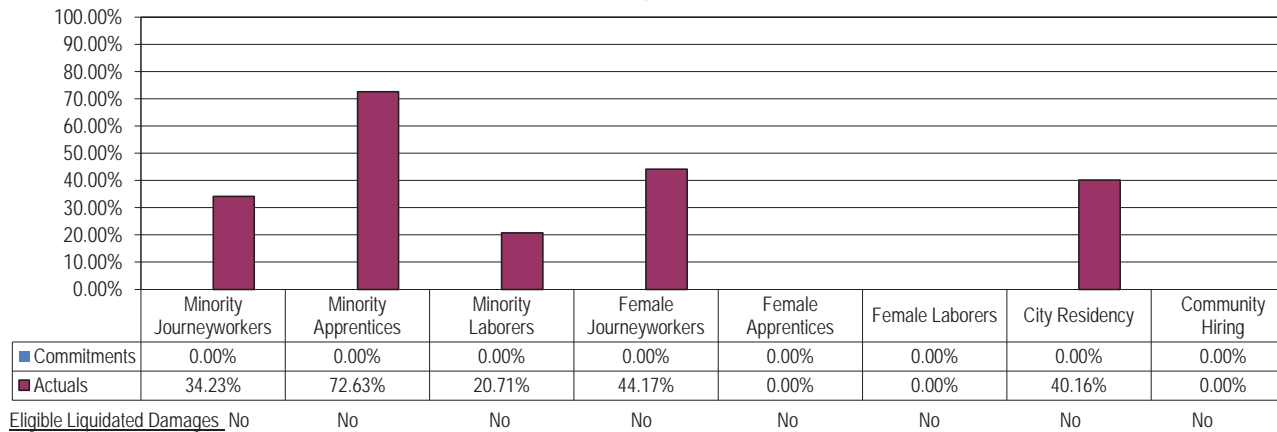
M/WBE & EEO Construction Contract Compliance Report for Projects Completed in 2013 (1/1/13 to 12/31/13)

Public Building Commission of Chicago • Richard J. Daley Center • 50 West Washington, Room 200 • Chicago, Illinois 60602 • Tel: 312-744-3090 • Fax: 312-744-8005

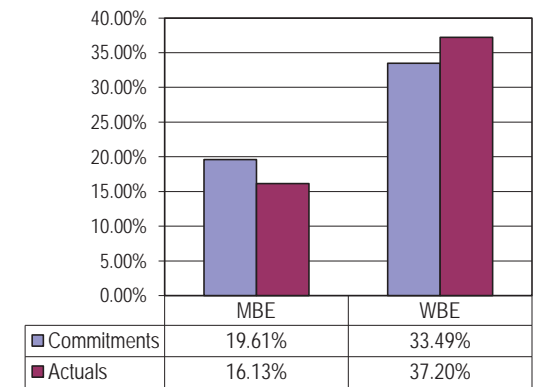


Project Name	Contractor	Original Contract Value	MBE Commitments	%	*MBE Actuals	%	WBE Commitments	%	*WBE Actuals	%
29. CPS Modular Classroom Program - Tonti Elementary	Leopardo Companies	\$925,775.27	\$181,516.00	19.61%	\$106,787.52	16.13%	\$310,047.00	33.49%	\$246,273.84	37.20%
Subtotals:		\$925,775.27	\$181,516.00	19.61%	\$106,787.52	16.13%	\$310,047.00	33.49%	\$246,273.84	37.20%

CPS Modular Classroom Program - Tonti Elementary EEO Report



MBE/WBE Compliance Report



Comments: This information is as of 12/31/13 and may change as the projects financially close out. JOC Contractors EEO Compliance are monitored programmatically.

*M/WBE Actuals are verified M/WBE payments compared to the paid to date to General Contractor as of pay app #1 on 9/18/13 at 70.09%

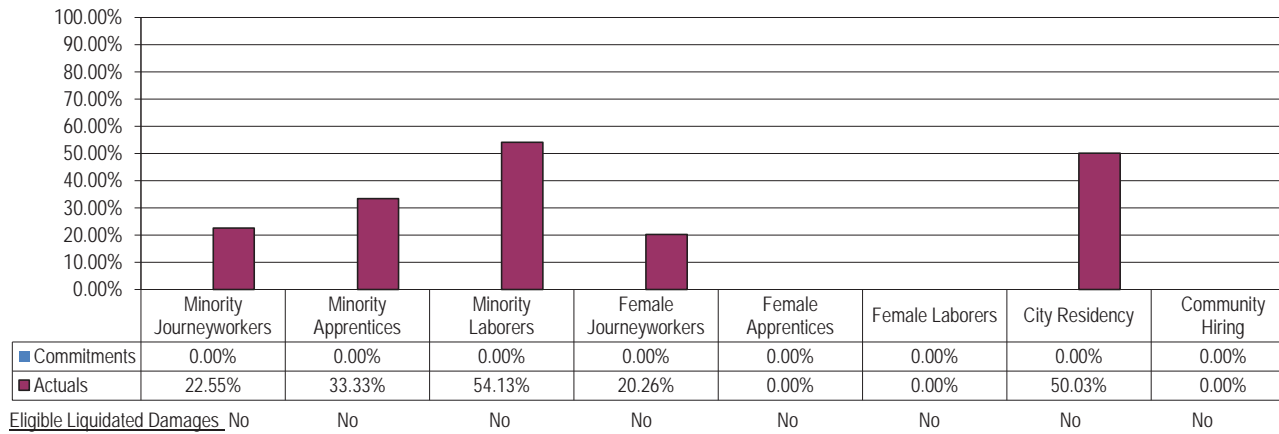
M/WBE & EEO Construction Contract Compliance Report for Projects Completed in 2013 (1/1/13 to 12/31/13)



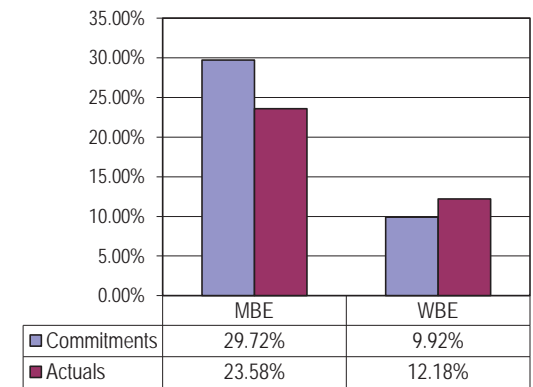
Public Building Commission of Chicago • Richard J. Daley Center • 50 West Washington, Room 200 • Chicago, Illinois 60602 • Tel: 312-744-3090 • Fax: 312-744-8005

Project Name	Contractor	Original Contract Value	MBE Commitments	%	*MBE Actuals	%	WBE Commitments	%	*WBE Actuals	%
30. CPS Modular Classroom Program - Dirksen Elementary	Leopardo Companies	\$935,895.89	\$278,141.00	29.72%	\$106,979.40	23.58%	\$92,797.00	9.92%	\$55,258.65	12.18%
Subtotals:		\$935,895.89	\$278,141.00	29.72%	\$106,979.40	23.58%	\$92,797.00	9.92%	\$55,258.65	12.18%

CPS Modular Classroom Program - Dirksen Elementary EEO Report



MBE/WBE Compliance Report



Comments: This information is as of 12/31/13 and may change as the projects financially close out. JOC Contractors EEO Compliance are monitored programmatically.

*M/WBE Actuals are verified M/WBE payments compared to the paid to date to General Contractor as of pay app #1 on 9/18/13 at 44.04%

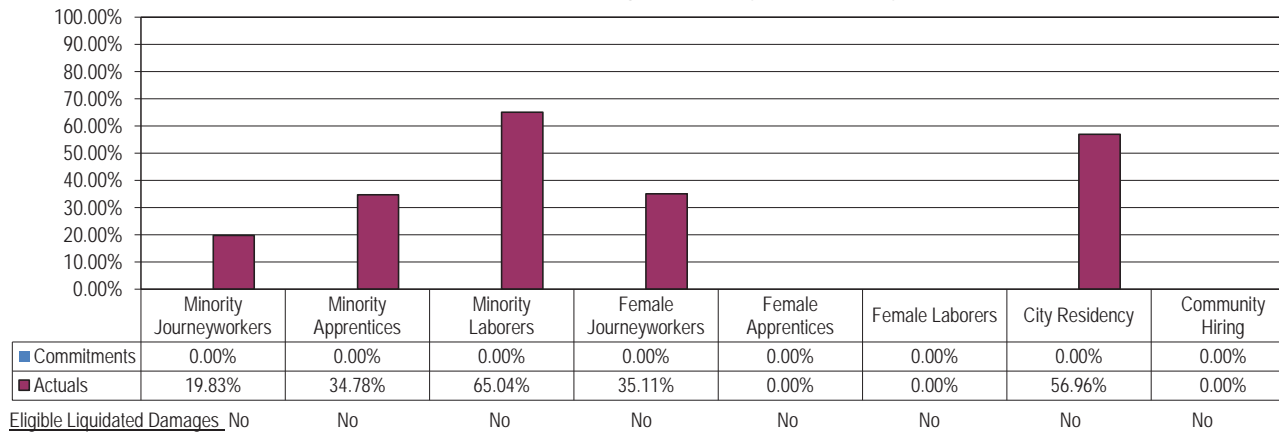
M/WBE & EEO Construction Contract Compliance Report for Projects Completed in 2013 (1/1/13 to 12/31/13)



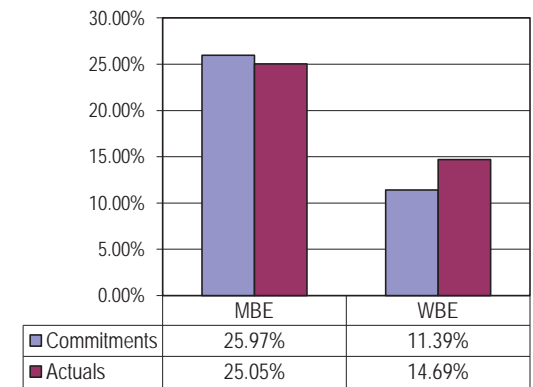
Public Building Commission of Chicago • Richard J. Daley Center • 50 West Washington, Room 200 • Chicago, Illinois 60602 • Tel: 312-744-3090 • Fax: 312-744-8005

Project Name	Contractor	Original Contract Value	MBE Commitments	%	*MBE Actuals	%	WBE Commitments	%	*WBE Actuals	%
31. CPS Modular Classroom Program - Gray Elementary	Leopardo Companies	\$870,065.80	\$225,918.00	25.97%	\$136,990.80	25.05%	\$99,128.00	11.39%	\$80,350.64	14.69%
Subtotals:		\$870,065.80	\$225,918.00	25.97%	\$136,990.80	25.05%	\$99,128.00	11.39%	\$80,350.64	14.69%

CPS Modular Classroom Program - Gray Elementary EEO Report



MBE/WBE Compliance Report



Comments: This information is as of 12/31/13 and may change as the projects financially close out. JOC Contractors EEO Compliance are monitored programmatically.

*M/WBE Actuals are verified M/WBE payments compared to the paid to date to General Contractor as of pay app #1 on 9/18/13 at 69.29%

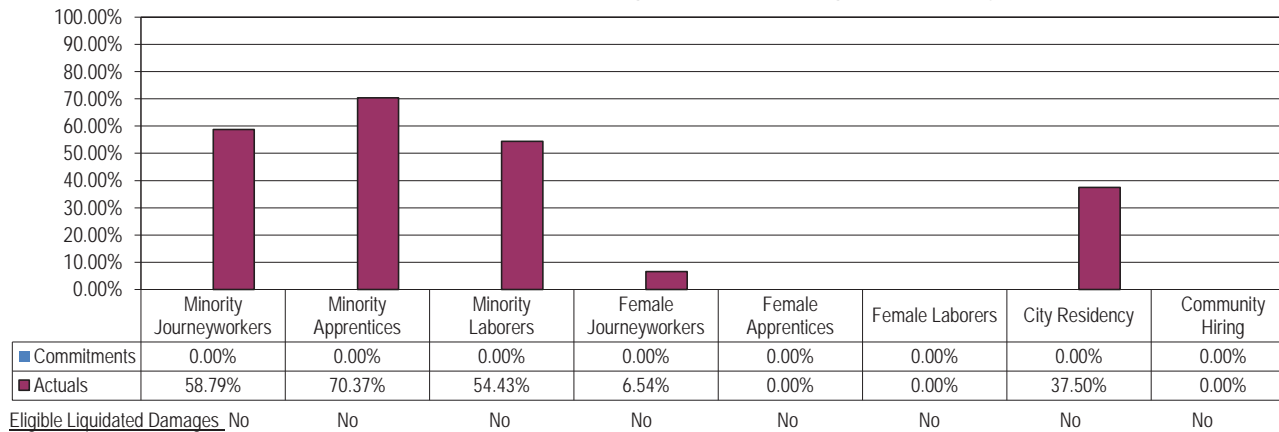
M/WBE & EEO Construction Contract Compliance Report for Projects Completed in 2013 (1/1/13 to 12/31/13)



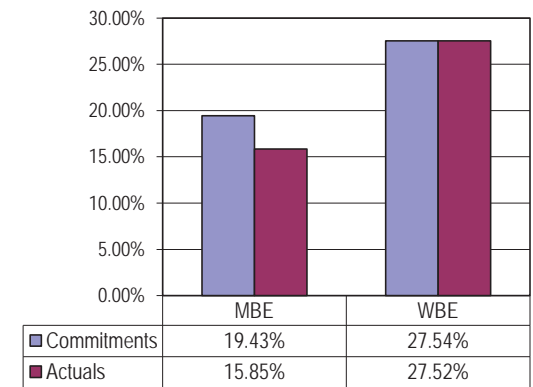
Public Building Commission of Chicago • Richard J. Daley Center • 50 West Washington, Room 200 • Chicago, Illinois 60602 • Tel: 312-744-3090 • Fax: 312-744-8005

Project Name	Contractor	Original Contract Value	MBE Commitments	%	*MBE Actuals	%	WBE Commitments	%	*WBE Actuals	%
32. CPS Modular Classroom Program - Little Village Elementary	Leopardo Companies	\$850,295.93	\$165,232.00	19.43%	\$63,788.40	15.85%	\$234,164.00	27.54%	\$110,773.80	27.52%
Subtotals:		\$850,295.93	\$165,232.00	19.43%	\$63,788.40	15.85%	\$234,164.00	27.54%	\$110,773.80	27.52%

CPS Modular Classroom Program - Little Village Elementary EEO Report



MBE/WBE Compliance Report



Comments: This information is as of 12/31/13 and may change as the projects financially close out. JOC Contractors EEO Compliance are monitored programmatically.

*M/WBE Actuals are verified M/WBE payments compared to the paid to date to General Contractor as of pay app #1 on 9/18/13 at 44.02%

M/WBE Compliance Report - 2013 Professional Service Contract Awards (1/1/13 to 12/31/13)



Public Building Commission of Chicago • Richard J. Daley Center • 50 West Washington, Room 200 • Chicago, Illinois 60602 • Tel: 312-744-3090 • Fax:312-744-8005

Total 2013 Awards	\$17,423,505.85
Total Paid to Date Value	<u>\$16,148,309.05</u>
MBE Paid to Date	<u>\$9,260,359.05</u>
	57.35% of Total Paid to Date
WBE Paid to Date	<u>\$2,082,848.99</u>
	12.90% of Total Paid to Date

	Total Value of Professional Service Awards	Paid To Date	MBE Commitments	%	MBE Actual	%	WBE Commitments	%	WBE Actual	%
1. Stevenson Elementary School Linked Annex	\$1,134,615.84	\$1,017,737.13	\$878,953.59	77.47%	\$762,466.01	74.92%	\$77,128.31	6.80%	\$113,570.64	11.16%
2. Edgewater Branch Library	\$1,565,328.50	\$1,466,847.45	\$459,380.82	29.35%	\$397,111.60	27.07%	\$126,985.41	8.11%	\$118,520.68	8.08%
3. Jones College Preparatory High School New Construction	\$6,833,831.78	\$6,636,175.94	\$3,107,673.74	45.47%	\$3,077,293.32	46.37%	\$706,149.29	10.33%	\$573,632.39	8.64%
4. Back of the Yards Campus: CPS College Preparatory High School & CPL Branch Library	\$5,050,446.98	\$4,803,748.70	\$4,244,506.27	84.04%	\$4,383,353.12	91.25%	\$237,332.43	4.70%	\$344,596.58	7.17%
5. Higgins Elementary School Roof Replacement & Site Improvements	\$169,511.75	\$139,052.35	\$37,805.24	22.30%	\$23,105.00	16.62%	\$48,816.50	28.80%	\$46,303.35	33.30%
6. Lake View High School Linked Annex	\$275,817.00	\$156,742.38	\$112,196.00	40.68%	\$60,341.50	38.50%	\$3,654.00	1.32%	\$3,653.50	2.33%
7. Edison Park Elementary School Linked Annex	\$1,080,472.50	\$866,117.36	\$369,883.13	34.23%	\$242,673.50	28.02%	\$565,693.37	52.36%	\$607,462.80	70.14%
8. Hale Elementary School Linked Annex	\$1,313,481.50	\$1,061,887.74	\$393,750.00	29.98%	\$314,015.00	29.57%	\$281,708.00	21.45%	\$275,109.05	25.91%
Subtotals:	\$17,423,505.85	\$16,148,309.05	\$9,604,148.79	55.12%	\$9,260,359.05	57.35%	\$2,047,467.31	11.75%	\$2,082,848.99	12.90%

M/WBE Compliance Report - 2013 Architect of Record Awards (1/1/13 to 12/31/13)



Public Building Commission of Chicago • Richard J. Daley Center • 50 West Washington, Room 200 • Chicago, Illinois 60602 • Tel: 312-744-3090 • Fax: 312-744-8005

Total 2013 Awards	\$13,981,482.24
Total Paid to Date Value	\$13,347,288.95
	MBE Paid to Date
	\$7,675,446.80 57.51% of Total Paid to Date
	WBE Paid to Date
	\$1,595,546.36 11.95% of Total Paid to Date

	Architect of Record	Total Contract Award (excludes reimbursables)	Paid To Date (excludes reimbursables)	MBE Commitments	%	MBE Actual	%	WBE Commitments	%	WBE Actual	%
1. Stevenson Elementary School Linked Annex	Wallin-Gomez	\$812,637.38	\$743,337.50	\$746,956.71	91.92%	\$644,100.92	86.65%	54,888.31	6.75%	\$99,236.58	13.35%
2. Edgewater Branch Library	Lohan Anderson	\$1,129,621.70	\$1,104,124.24	\$255,044.23	22.58%	\$233,399.60	21.14%	105,240.16	9.32%	\$96,805.00	8.77%
3. Jones College Preparatory High School New Construction	Perkins + Wills-CRA, L.P.	\$5,625,014.58	\$5,594,622.00	\$2,447,805.00	43.52%	\$2,437,014.42	43.56%	\$302,062.31	5.37%	\$292,318.00	5.22%
4. Back of the Yards Campus: CPS College Preparatory High School & CPL Branch Library	STL Architects	\$4,364,023.58	\$4,200,159.83	\$3,674,357.37	84.20%	\$3,885,596.86	92.51%	\$196,545.13	4.50%	\$314,562.97	7.49%
5. Higgins Elementary School Roof Replacement & Site Improvements	Coyne & Associates Architects	\$110,849.00	\$82,650.00	\$33,080.74	29.84%	\$21,375.00	25.86%	\$5,497.25	4.96%	\$2,250.00	2.72%
6. Lake View High School Linked Annex	Cordogan, Clark & Associates	\$172,500.00	\$65,559.88	\$42,780.00	24.80%	\$0.00	0.00%	\$0.00	0.00%	\$0.00	0.00%
7. Edison Park Elementary School Linked Annex	Tripartite, Inc.	\$820,336.00	\$714,087.50	\$206,200.00	25.14%	\$180,425.00	25.27%	\$499,900.00	60.94%	\$533,662.50	74.73%
8. Hale Elementary School Linked Annex	ESA/Searl JV	\$946,500.00	\$842,748.00	\$320,700.00	33.88%	\$273,535.00	32.46%	\$242,627.00	25.63%	\$256,711.31	30.46%
Subtotals:		\$13,981,482.24	\$13,347,288.95	\$7,726,924.05	55.27%	\$7,675,446.80	57.51%	\$1,406,760.16	10.06%	\$1,595,546.36	11.95%

M/WBE Compliance Report - 2013 Environmental Consultants - Categories A, B & C Task Orders (1/1/13 to 12/31/13)



Public Building Commission of Chicago • Richard J. Daley Center • 50 West Washington, Room 200 • Chicago, Illinois 60602 • Tel: 312-744-3090 • Fax: 312-744-8005

Total 2013 Awards	\$1,293,497.40
Total Paid to Date Value	\$974,872.85
MBE Paid to Date	
\$578,490.96	59.34% of Total Paid to Date
WBE Paid to Date	
\$250,472.39	25.69% of Total Paid to Date

		Environmental Consultant - Category A, B, C	Total Contract Award	Paid To Date	MBE Commitments	%	MBE Actual	%	WBE Commitments	%	WBE Actual	%
1.	Stevenson Elementary School Linked Annex	V3 Companies of Illinois, Ltd.	\$89,124.00	\$78,552.00	\$15,178.00	17.03%	\$27,375.00	34.85%	\$3,200.00	3.59%	\$3,100.00	3.95%
2.	Edgewater Branch Library	CDM Smith	\$129,900.00	\$92,901.00	\$32,475.00	25.00%	\$16,673.00	17.95%	\$6,495.00	5.00%	\$5,362.50	5.77%
		Environmental Protection Industries, Inc.	\$24,233.00	\$11,327.00	\$0.00	0.00%	\$0.00	0.00%	\$0.00	0.00%	\$0.00	0.00%
		Clean World Engineering, Ltd.	\$2,950.00	\$2,950.00	\$0.00	0.00%	\$0.00	0.00%	\$2,950.00	100.00%	\$2,950.00	100.00%
3.	Jones College Preparatory High School New Construction	Carnow, Conibear & Assoc., Ltd.	\$314,212.00	\$230,637.09	\$4,009.82	1.28%	\$4,009.20	1.74%	\$310,202.18	98.72%	\$226,627.89	72.13%
4.	Back of the Yards Campus: CPS College Preparatory High School & CPL Branch Library	GSG Consultants, Inc.	\$570,958.40	\$510,188.26	\$557,667.40	97.67%	\$497,756.26	97.56%	\$13,291.00	2.33%	\$12,432.00	2.18%
5.	Higgins Elementary School Roof Replacement & Site Improvements	N/A	\$0.00	\$0.00	\$0.00	0.00%	\$0.00	0.00%	\$0.00	0.00%	\$0.00	0.00%
6.	Lake View High School Linked Annex	N/A	\$0.00	\$0.00	\$0.00	0.00%	\$0.00	0.00%	\$0.00	0.00%	\$0.00	0.00%
7.	Edison Park Elementary School Linked Annex	GSG Consultants, Inc.	\$62,580.00	\$32,677.50	\$59,547.50	95.15%	\$32,677.50	100.00%	\$3,032.50	4.85%	\$0.00	0.00%
8.	Hale Elementary School Linked Annex	Carlson Environmental, Inc.	\$99,540.00	\$15,640.00	\$19,775.00	19.87%	\$0.00	0.00%	\$3,355.00	3.37%	\$0.00	0.00%
		Subtotal	\$1,293,497.40	\$974,872.85	\$688,652.72	53.24%	\$578,490.96	59.34%	\$342,525.68	26.48%	\$250,472.39	25.69%

M/WBE Compliance Report - 2013 Environmental Consultants - Renovation & Demolition Task Orders (1/1/13 to 12/31/13)



Public Building Commission of Chicago • Richard J. Daley Center • 50 West Washington, Room 200 • Chicago, Illinois 60602 • Tel: 312-744-3090 • Fax: 312-744-8005

Total 2013 Awards	\$458,492.93
Total Paid to Date Value	<u>\$296,943.12</u>
	<u>MBE Paid to Date</u>
	<u>\$161,902.34</u> 54.52% of Total Paid to Date
	<u>WBE Paid to Date</u>
	<u>\$45,755.25</u> 15.41% of Total Paid to Date

	Environmental Consultant - Renovation & Demolition	Total Contract Award	Paid To Date	MBE Commitments	%	MBE Actual	%	WBE Commitments	%	WBE Actual	%
1. Stevenson Elementary School Linked Annex	GSG Consultants, Inc.	\$88,596.88	\$67,848.84	\$84,941.88	95.87%	\$67,848.84	100.00%	\$3,655.00	4.13%	\$0.00	0.00%
2. Edgewater Branch Library	URS Corporation	\$43,633.80	\$25,777.53	\$10,908.45	25.00%	\$4,902.00	19.02%	\$0.00	0.00%	\$0.00	0.00%
3. Jones College Preparatory High School New Construction	N/A	\$0.00	\$0.00	\$0.00	0.00%	\$0.00	0.00%	\$0.00	0.00%	\$0.00	0.00%
4. Back of the Yards Campus: CPS College Preparatory High School & CPL Branch Library	Environmental Consulting Group, Inc.	\$49,926.00	\$36,580.00	\$12,481.50	25.00%	\$0.00	0.00%	\$2,496.30	5.00%	\$0.00	0.00%
5. Higgins Elementary School Roof Replacement & Site Improvements	Carnow, Conibear & Assoc., Ltd.	\$43,543.75	\$43,543.75	\$4,724.50	10.85%	\$1,730.00	3.97%	\$38,819.25	89.15%	\$41,813.75	96.03%
6. Lake View High School Linked Annex	GSG Consultants, Inc.	\$73,070.00	\$63,995.00	\$69,416.00	95.00%	\$60,341.50	94.29%	\$3,654.00	5.00%	\$3,653.50	5.71%
7. Edison Park Elementary School Linked Annex	Accurate/GSG Consultants AJV	\$82,195.00	\$19,000.00	\$78,085.25	95.00%	\$19,000.00	100.00%	\$4,109.75	5.00%	\$0.00	0.00%
8. Hale Elementary School Linked Annex	Terracon Consultants, Inc.	\$77,527.50	\$40,198.00	\$15,275.00	19.70%	\$8,080.00	20.10%	\$3,075.00	3.97%	\$288.00	0.72%
Subtotals:		\$458,492.93	\$296,943.12	\$275,832.58	60.16%	\$161,902.34	54.52%	\$55,809.30	12.17%	\$45,755.25	15.41%

M/WBE Compliance Report - 2013 Traffic Study Task Orders (1/1/13 to 12/31/13)



Public Building Commission of Chicago • Richard J. Daley Center • 50 West Washington, Room 200 • Chicago, Illinois 60602 • Tel: 312-744-3090 • Fax: 312-744-8005

Total 2013 Awards	\$29,600.00
Total Paid to Date Value	<u>\$28,124.50</u>
MBE Paid to Date	<u>\$0.00</u>
	0.00% of Total Paid to Date
WBE Paid to Date	<u>\$21,700.00</u>
	77.16% of Total Paid to Date

	Traffic Study Consultant	Total Contract Award	Paid To Date	MBE Commitments	%	MBE Actual	%	WBE Commitments	%	WBE Actual	%
1. Stevenson Elementary School Linked Annex	N/A	\$0.00	\$0.00	\$0.00	0.00%	\$0.00	0.00%	\$0.00	0.00%	\$0.00	0.00%
2. Edgewater Branch Library	KLOA	\$7,900.00	\$6,424.50	\$1,975.00	25.00%	\$0.00	0.00%	\$750.00	9.49%	\$0.00	0.00%
3. Jones College Preparatory High School New Construction	Regina Webster & Associates, Inc.	\$21,700.00	\$21,700.00	\$0.00	0.00%	\$0.00	0.00%	\$21,700.00	100.00%	\$21,700.00	100.00%
4. Back of the Yards Campus: CPS College Preparatory High School & CPL Branch Library	N/A	\$0.00	\$0.00	\$0.00	0.00%	\$0.00	0.00%	\$0.00	0.00%	\$0.00	0.00%
5. Higgins Elementary School Roof Replacement & Site Improvements	N/A	\$0.00	\$0.00	\$0.00	0.00%	\$0.00	0.00%	\$0.00	0.00%	\$0.00	0.00%
6. Lake View High School Linked Annex	N/A	\$0.00	\$0.00	\$0.00	0.00%	\$0.00	0.00%	\$0.00	0.00%	\$0.00	0.00%
7. Edison Park Elementary School Linked Annex	Alfred Benesch & Company	\$10,000.00	\$10,000.00	\$0.00	0.00%	\$0.00	0.00%	\$0.00	0.00%	\$0.00	0.00%
8. Hale Elementary School Linked Annex	Sam Schwartz Engineering, LLC	\$9,250.00	\$9,250.00	\$0.00	0.00%	\$0.00	0.00%	\$0.00	0.00%	\$0.00	0.00%
Subtotals:		\$29,600.00	\$28,124.50	\$1,975.00	6.67%	\$0.00	0.00%	\$22,450.00	75.84%	\$21,700.00	77.16%

M/WBE Compliance Report - 2013 Geotechnical Service Task Orders (1/1/13 to 12/31/13)



Public Building Commission of Chicago • Richard J. Daley Center • 50 West Washington, Room 200 • Chicago, Illinois 60602 • Tel: 312-744-3090 • Fax: 312-744-8005

Total 2013 Awards	\$81,840.58
Total Paid to Date Value	<u>\$76,279.79</u>
MBE Paid to Date	<u>\$6,945.00</u>
	9.10% of Total Paid to Date
WBE Paid to Date	<u>\$11,525.00</u>
	15.11% of Total Paid to Date

	Geotechnical Consultant	Total Contract Award	Paid To Date	MBE Commitments	%	MBE Actual	%	WBE Commitments	%	WBE Actual	%
1. Stevenson Elementary School Linked Annex	AECOM Technical Services	\$20,924.58	\$18,473.79	\$8,461.00	40.44%	\$6,945.00	37.59%	\$1,700.00	8.12%	\$1,100.00	5.95%
2. Edgewater Branch Library	Geosyntec Consultants	\$38,134.00	\$38,134.00	\$15,310.24	40.15%	\$0.00	0.00%	\$0.00	0.00%	\$0.00	0.00%
3. Jones College Preparatory High School New Construction	N/A	\$0.00	\$0.00	\$0.00	0.00%	\$0.00	0.00%	\$0.00	0.00%	\$0.00	0.00%
4. Back of the Yards Campus: CPS College Preparatory High School & CPL Branch Library	N/A	\$0.00	\$0.00	\$0.00	0.00%	\$0.00	0.00%	\$0.00	0.00%	\$0.00	0.00%
5. Higgins Elementary School Roof Replacement & Site Improvements	N/A	\$0.00	\$0.00	\$0.00	0.00%	\$0.00	0.00%	\$0.00	0.00%	\$0.00	0.00%
6. Lake View High School Linked Annex	N/A	\$0.00	\$0.00	\$0.00	0.00%	\$0.00	0.00%	\$0.00	0.00%	\$0.00	0.00%
7. Edison Park Elementary School Linked Annex	N/A	\$0.00	\$0.00	\$0.00	0.00%	\$0.00	0.00%	\$0.00	0.00%	\$0.00	0.00%
8. Hale Elementary School Linked Annex	GEI Consultants, Inc.	\$22,782.00	\$19,672.00	\$0.00	0.00%	\$0.00	0.00%	\$12,651.00	55.53%	\$10,425.00	52.99%
Subtotals:		\$81,840.58	\$76,279.79	\$23,771.24	29.05%	\$6,945.00	9.10%	\$14,351.00	17.54%	\$11,525.00	15.11%

M/WBE Compliance Report - 2013 Commissioning Authority Task Orders (1/1/13 to 12/31/13)



Public Building Commission of Chicago • Richard J. Daley Center • 50 West Washington, Room 200 • Chicago, Illinois 60602 • Tel: 312-744-3090 • Fax:312-744-8005

Total 2013 Awards	\$52,904.00
Total Paid to Date Value	<u>\$50,259.00</u>
MBE Paid to Date	<u>\$50,259.00</u> 100.00% of Total Paid to Date
WBE Paid to Date	<u>\$0.00</u> 0.00% of Total Paid to Date

	Commissioning Authority	Total Contract Award	Paid To Date	MBE Commitments	%	MBE Actual	%	WBE Commitments	%	WBE Actual	%
1. Stevenson Elementary School Linked Annex	N/A	\$0.00	\$0.00	\$0.00	0.00%	\$0.00	0.00%	\$0.00	0.00%	\$0.00	0.00%
2. Edgewater Branch Library	Primera Engineers, Ltd.	\$52,904.00	\$50,259.00	\$52,904.00	100.00%	\$50,259.00	100.00%	\$0.00	0.00%	\$0.00	0.00%
3. Jones College Preparatory High School New Construction	N/A	\$0.00	\$0.00	\$0.00	0.00%	\$0.00	0.00%	\$0.00	0.00%	\$0.00	0.00%
4. Back of the Yards Campus: CPS College Preparatory High School & CPL Branch Library	N/A	\$0.00	\$0.00	\$0.00	0.00%	\$0.00	0.00%	\$0.00	0.00%	\$0.00	0.00%
5. Higgins Elementary School Roof Replacement & Site Improvements	N/A	\$0.00	\$0.00	\$0.00	0.00%	\$0.00	0.00%	\$0.00	0.00%	\$0.00	0.00%
6. Lake View High School Linked Annex	N/A	\$0.00	\$0.00	\$0.00	0.00%	\$0.00	0.00%	\$0.00	0.00%	\$0.00	0.00%
7. Edison Park Elementary School Linked Annex	N/A	\$0.00	\$0.00	\$0.00	0.00%	\$0.00	0.00%	\$0.00	0.00%	\$0.00	0.00%
8. Hale Elementary School Linked Annex	N/A	\$0.00	\$0.00	\$0.00	0.00%	\$0.00	0.00%	\$0.00	0.00%	\$0.00	0.00%
Subtotals:		\$52,904.00	\$50,259.00	\$52,904.00	100.00%	\$50,259.00	100.00%	\$0.00	0.00%	\$0.00	0.00%

M/WBE Compliance Report - 2013 Material Testing and Investigation Services Task Orders (1/1/13 to 12/31/13)



Public Building Commission of Chicago • Richard J. Daley Center • 50 West Washington, Room 200 • Chicago, Illinois 60602 • Tel: 312-744-3090 • Fax: 312-744-8005

Total 2013 Awards	\$1,327,615.70
Total Paid to Date Value	<u>\$1,235,833.65</u>
	<u>MBE Paid to Date</u>
	\$780,141.95
	63.13% of Total Paid to Date
	<u>WBE Paid to Date</u>
	\$89,484.36
	7.24% of Total Paid to Date

	Material Testing and Investigation Services	Total Contract Award	Paid To Date	MBE Commitments	%	MBE Actual	%	WBE Commitments	%	WBE Actual	%
1. Stevenson Elementary School Linked Annex	ECS Midwest, LLC	\$93,665.00	\$93,500.00	\$23,416.00	25.00%	\$16,196.25	17.32%	\$4,685.00	5.00%	\$1,134.06	1.21%
2. Edgewater Branch Library	ECS Midwest, LLC	\$13,145.00	\$13,145.00	\$0.00	0.00%	\$0.00	0.00%	\$0.00	0.00%	\$0.00	0.00%
	Interra, Inc.	\$94,710.00	\$94,710.00	\$87,009.90	91.87%	\$91,205.00	96.30%	\$3,500.25	3.70%	\$3,505.00	3.70%
3. Jones College Preparatory High School New Construction	ECS Midwest, LLC	\$272,042.20	\$195,921.85	\$99,664.42	36.64%	\$66,085.20	33.73%	\$28,684.80	10.54%	\$11,045.00	5.64%
	GSG Material Testing, Inc.	\$572,194.00	\$570,184.50	\$556,194.50	97.20%	\$570,184.50	100.00%	\$16,000.00	2.80%	\$0.00	0.00%
4. Back of the Yards Campus: CPS College Preparatory High School & CPL Branch Library	SEECO Consultants, Inc.	\$2,540.00	\$2,540.00	\$0.00	0.00%	\$0.00	0.00%	\$0.00	0.00%	\$0.00	0.00%
	Terracon Consultants, Inc.	\$34,615.00	\$34,615.00	\$0.00	0.00%	\$0.00	0.00%	\$0.00	0.00%	\$0.00	0.00%
5. Higgins Elementary School Roof Replacement & Site Improvements	SEECO Consultants, Inc.	\$9,939.00	\$9,939.00	\$0.00	0.00%	\$0.00	0.00%	\$0.00	0.00%	\$0.00	0.00%
6. Lake View High School Linked Annex	Terracon Consultants, Inc.	\$28,747.00	\$26,777.00	\$0.00	0.00%	\$0.00	0.00%	\$0.00	0.00%	\$0.00	0.00%
7. Edison Park Elementary School Linked Annex	Flood Testing Laboratories, Inc.	\$78,201.50	\$77,871.30	\$19,550.38	25.00%	\$4,071.00	5.23%	\$58,651.12	75.00%	\$73,800.30	94.77%
8. Hale Elementary School Linked Annex	SEECO Consultants, Inc.	\$127,817.00	\$116,630.00	\$38,000.00	29.73%	\$32,400.00	27.78%	\$0.00	0.00%	\$0.00	0.00%
Subtotals:		\$1,327,615.70	\$1,235,833.65	\$823,835.20	62.05%	\$780,141.95	63.13%	\$111,521.17	8.40%	\$89,484.36	7.24%

M/WBE Compliance Report - 2013 Surveyor Task Orders (1/1/13 to 12/31/13)



Public Building Commission of Chicago • Richard J. Daley Center • 50 West Washington, Room 200 • Chicago, Illinois 60602 • Tel: 312-744-3090 • Fax: 312-744-8005

Total 2013 Awards	\$43,929.00
Total Paid to Date Value	\$43,929.00
MBE Paid to Date	\$6,500.00
WBE Paid to Date	\$11,500.00
	14.80% of Total Paid to Date
	26.18% of Total Paid to Date

	Surveyors	Total Contract Award	Paid To Date	MBE Commitments	%	MBE Actual	%	WBE Commitments	%	WBE Actual	%
1. Stevenson Elementary School Linked Annex	Terra Engineering, LTD	\$9,000.00	\$9,000.00	\$0.00	0.00%	\$0.00	0.00%	\$9,000.00	100.00%	\$9,000.00	100.00%
2. Edgewater Branch Library	Alfred Benesch & Co.	\$16,524.00	\$16,524.00	\$3,081.00	18.65%	\$0.00	0.00%	\$0.00	0.00%	\$0.00	0.00%
3. Jones College Preparatory High School New Construction	Terra Engineering, LTD	\$2,500.00	\$2,500.00	\$0.00	0.00%	\$0.00	0.00%	\$2,500.00	100.00%	\$2,500.00	100.00%
4. Back of the Yards Campus: CPS College Preparatory High School & CPL Branch Library	N/A	\$0.00	\$0.00	\$0.00	0.00%	\$0.00	0.00%	\$0.00	0.00%	\$0.00	0.00%
5. Higgins Elementary School Roof Replacement & Site Improvements	N/A	\$0.00	\$0.00	\$0.00	0.00%	\$0.00	0.00%	\$0.00	0.00%	\$0.00	0.00%
6. Lake View High School Linked Annex	N/A	\$0.00	\$0.00	\$0.00	0.00%	\$0.00	0.00%	\$0.00	0.00%	\$0.00	0.00%
7. Edison Park Elementary School Linked Annex	TECMA Associates, Inc.	\$6,500.00	\$6,500.00	\$6,500.00	100.00%	\$6,500.00	100.00%	\$0.00	0.00%	\$0.00	0.00%
8. Hale Elementary School Linked Annex	Alfred Benesch & Co.	\$9,405.00	\$9,405.00	\$0.00	0.00%	\$0.00	0.00%	\$0.00	0.00%	\$0.00	0.00%
Subtotals:		\$43,929.00	\$43,929.00	\$9,581.00	21.81%	\$6,500.00	14.80%	\$11,500.00	26.18%	\$11,500.00	26.18%

M/WBE Compliance Report - 2013 Construction Signage Task Orders (1/1/13 to 12/31/13)



Public Building Commission of Chicago • Richard J. Daley Center • 50 West Washington, Room 200 • Chicago, Illinois 60602 • Tel: 312-744-3090 • Fax: 312-744-8005

Total 2013 Awards	\$9,394.00
Total Paid to Date Value	\$6,984.50
MBE Paid to Date	\$673.00
WBE Paid to Date	\$0.00
	9.64% of Total Paid to Date
	0.00% of Total Paid to Date

	Construction Signage	Total Contract Award	Paid To Date	MBE Commitments	%	MBE Actual	%	WBE Commitments	%	WBE Actual	%
1. Stevenson Elementary School Linked Annex	The Blue Print Shoppe	\$668.00	\$668.00	\$0.00	0.00%	\$0.00	0.00%	\$0.00	0.00%	\$0.00	0.00%
2. Edgewater Branch Library	Sign A Rama	\$673.00	\$673.00	\$673.00	100.00%	\$673.00	100.00%	\$0.00	0.00%	\$0.00	0.00%
3. Jones College Preparatory High School New Construction	The Blue Print Shoppe	\$1,169.00	\$1,169.00	\$0.00	0.00%	\$0.00	0.00%	\$0.00	0.00%	\$0.00	0.00%
4. Back of the Yards Campus: CPS College Preparatory High School & CPL Branch Library	The Blue Print Shoppe	\$2,064.00	\$2,064.00	\$0.00	0.00%	\$0.00	0.00%	\$0.00	0.00%	\$0.00	0.00%
	H.M. Witt & Co.	\$1,320.00	\$0.00	\$0.00	0.00%	\$0.00	0.00%	\$0.00	0.00%	\$0.00	0.00%
5. Higgins Elementary School Roof Replacement & Site Improvements	H.M. Witt & Co.	\$680.00	\$680.00	\$0.00	0.00%	\$0.00	0.00%	\$0.00	0.00%	\$0.00	0.00%
6. Lake View High School Linked Annex	The Blue Print Shoppe	\$1,500.00	\$410.50	\$0.00	0.00%	\$0.00	0.00%	\$0.00	0.00%	\$0.00	0.00%
7. Edison Park Elementary School Linked Annex	H.M. Witt & Co.	\$660.00	\$660.00	\$0.00	0.00%	\$0.00	0.00%	\$0.00	0.00%	\$0.00	0.00%
8. Hale Elementary School Linked Annex	H.M. Witt & Co.	\$660.00	\$660.00	\$0.00	0.00%	\$0.00	0.00%	\$0.00	0.00%	\$0.00	0.00%
Subtotals:		\$9,394.00	\$6,984.50	\$673.00	7.16%	\$673.00	9.64%	\$0.00	0.00%	\$0.00	0.00%

M/WBE Compliance Report - 2013 Printing Service Task Orders (1/1/13 to 12/31/13)

Public Building Commission of Chicago ▪ Richard J. Daley Center ▪ 50 West Washington, Room 200 ▪ Chicago, Illinois 60602 ▪ Tel: 312-744-3090 ▪ Fax:312-744-8005



Total 2013 Awards	\$125,500.00
Total Paid to Date Value	\$68,543.69
MBE Paid to Date	
	\$0.00
WBE Paid to Date	
	\$56,865.63
	0.00% of Total Paid to Date
	82.96% of Total Paid to Date

	Printing Services	Total Contract Award	Paid To Date	MBE Commitments	%	MBE Actual	%	WBE Commitments	%	WBE Actual	%
1. Stevenson Elementary School Linked Annex	BHFX Digital Imaging	\$20,000.00	\$6,357.00	\$0.00	0.00%	\$0.00	0.00%	\$0.00	0.00%	\$0.00	0.00%
2. Edgewater Branch Library	Cushing & Co.	\$11,000.00	\$9,898.18	\$0.00	0.00%	\$0.00	0.00%	\$11,000.00	100.00%	\$9,898.18	100.00%
3. Jones College Preparatory High School New Construction	Best Imaging Solutions, Inc.	\$25,000.00	\$19,441.50	\$0.00	0.00%	\$0.00	0.00%	\$25,000.00	100.00%	\$19,441.50	100.00%
4. Back of the Yards Campus: CPS College Preparatory High School & CPL Branch Library	Best Imaging Solutions, Inc.	\$25,000.00	\$17,601.61	\$0.00	0.00%	\$0.00	0.00%	\$25,000.00	100.00%	\$17,601.61	100.00%
5. Higgins Elementary School Roof Replacement & Site Improvements	Cushing & Co.	\$4,500.00	\$2,239.60	\$0.00	0.00%	\$0.00	0.00%	\$4,500.00	100.00%	\$2,239.60	100.00%
6. Lake View High School Linked Annex	N/A	\$0.00	\$0.00	\$0.00	0.00%	\$0.00	0.00%	\$0.00	0.00%	\$0.00	0.00%
7. Edison Park Elementary School Linked Annex	The Blueprint Shoppe	\$20,000.00	\$5,321.06	\$0.00	0.00%	\$0.00	0.00%	\$0.00	0.00%	\$0.00	0.00%
8. Hale Elementary School Linked Annex	Best Imaging Solutions, Inc.	\$20,000.00	\$7,684.74	\$0.00	0.00%	\$0.00	0.00%	\$20,000.00	100.00%	\$7,684.74	100.00%
Subtotals:		\$125,500.00	\$68,543.69	\$0.00	0.00%	\$0.00	0.00%	\$85,500.00	68.13%	\$56,865.63	82.96%

M/WBE Compliance Report - 2013 Professional Administrative Services (Paid 1/1/13 to 12/31/13)



Program Summary

Total 2013 Paid Contract Value	\$23,719,461.58	
Total MBE Paid 2013	\$11,065,613.25	46.65%
Total WBE Paid 2013	\$1,504,310.48	6.34%

Project	Vendor	Paid to Prime	Subconsultant	MBE Commitment	%	WBE Commitment	%
Insurance Broker Services - D&O	CS Insurance Strategies	\$4,000.00		\$4,000.00	100.00%	\$0.00	0.00%
Insurance Broker Services - Property Casualty & Health	Willis of Illinois	\$91,500.00					
			Owens Group	\$25,600.00	27.98%		
			J. Cacciatore Agency			\$6,400.00	6.99%
Legal Services	Neal and Leroy	\$1,690,120.00		\$1,690,120.00	100.00%	\$0.00	0.00%
Audit Services	Deloitte & Touche, LLP	\$176,000.00					
			Washington, McKeever & Pittman	\$47,025.00	26.72%		
			Velma Bulter & Associates			\$9,405.00	5.34%
Diversity Monitoring & Community Hiring Consulting	Trinal, Inc.	\$49,253.25		\$49,253.25	100.00%	\$0.00	0.00%
Information Technology	Unisys Corp.	\$55,230.48					
				\$14,556.00	26.36%		
						\$2,911.00	5.27%
Information Technology - PBC website	Catalyst Consulting Group	\$10,792.00		\$10,792.00	100.00%	\$0.00	0.00%
Information Technology	Computer On-Site	\$6,633.00		\$0.00	0.00%	\$0.00	0.00%
Software Integration	Los Alamos Technical Associates	\$5,080.00					
Payroll Services	ADP	\$24,333.77		\$0.00	0.00%	\$0.00	0.00%
Banking	Bank of America	\$9,921.00		\$0.00	0.00%	\$0.00	0.00%
Banking	Seaway	\$6,000.00		\$0.00	0.00%	\$0.00	0.00%
Consulting Services	Chapman & Cutler	\$8,000.00		\$0.00	0.00%	\$0.00	0.00%
Project Management Office	The Rise Group	\$12,847,754.83					
			Ardmore Associates LLC	\$1,401,779.43	10.91%		0.00%
			Comprehensive Construction Consulting	\$1,025,138.11	7.98%		0.00%
			Ernest R.Sawyer Enterprises	\$121,870.54	0.95%		0.00%
			McKissack & McKissack	\$379,476.00	2.95%		0.00%
			Milhouse Engineering and Construction, Inc.	\$338,119.42	2.63%		0.00%
			R.M. Chin	\$500,261.00	3.89%		0.00%
			Rodriguez and Associates	\$1,587,633.32	12.36%		0.00%
			Cotter Consulting			\$433,378.00	3.37%
			Tammen Group			\$90,560.00	0.70%
			Rise Group Subtotals	\$5,354,277.82	41.67%	\$523,938.00	4.08%
Personnel Staffing	Ajilon Professional	\$125,906.74					

M/WBE Compliance Report - 2013 Professional Administrative Services (Paid 1/1/13 to 12/31/13)



Property Management	MB Real Estate	\$8,347,823.63				
		A&R Janitorial	\$3,697,608.18	44.29%		
		Alvarez, Inc.	\$18,648.00	0.22%		
		Inter City Supply Co.	\$29,600.00	0.35%		
		Gabe's Installation Service	\$77,535.00	0.93%		
		Pinto Construction Group	\$6,865.00	0.08%		
		Mihouse Engineering & Construction	\$39,733.00	0.48%		
		Star Detective			\$512,404.00	6.14%
		City Wide Fire Equipment			\$8,882.80	0.11%
		Carnow Conibear & Associates			\$13,180.00	0.16%
		Cable Communications			\$164,047.00	1.97%
		Arem Container and Supply			\$6,230.80	0.07%
		Christy Weber			\$1,050.00	0.01%
		Evergreen Supply			\$16,288.00	0.20%
		Ful-Line Janitorial Supply			\$11,379.00	0.14%
		MB Real Estate Subtotals	\$3,869,989.18	46.36%	\$733,461.60	8.79%
Diversity Consulting	Chicago Urban League	\$32,918.00				
Inspector General	Vander Weele Group	\$228,194.88			\$228,194.88	100.00%
Total Paid in 2013		\$23,719,461.58	\$11,065,613.25	46.65%	\$1,504,310.48	6.34%

Specialty Consultant Q4 2013 Award and Commitment Report

Public Building Commission of Chicago • Richard J. Daley Center • 50 West Washington, Room 200 • Chicago, Illinois 60602 • Tel: 312-744-3090 • Fax: 312-744-8005



In Q4 2013, twenty-five (25) task orders valuing \$1,920,692.83 were issued against the Specialty Consultant term contracts (Surveying, Commissioning, Environmental Categories A, B and C, Environmental Renovation / Demolition, Geotechnical, Traffic Study, and Construction Inspection and Material Testing.) Below are the M/WBE Commitments for these task orders at award:

Type	Total Contract Value	MBE Commitment	MBE Value (at Award)	WBE Commitment	WBE Value (at Award)
Specialty Consultant Awards	\$1,920,692.83	63.92%	\$1,227,687.19	4.24%	\$81,493.30

Specialty Consultants Term Contracts Q4 2013 Award and Commitment Report



Public Building Commission of Chicago • Richard J. Daley Center • 50 West Washington, Room 200 • Chicago, Illinois 60602 • Tel: 312-744-3090 • Fax: 312-744-8005

On February 9, 2010, the Public Building Commission (PBC) received Board approval to award sixty-six (66) term contracts, on March 8, 2011, the PBC received Board approval to award an additional thirty-one (31) term contracts to firms pre-qualified to provide consulting services. On January 8, 2013, the PBC reported to the Board the extension of sixty-four (64) term contracts with one firm not accepting the renewal extension and one joint venture had dissolved in the following categories: Surveying, Commissioning, Environmental Categories A, B and C, Environmental Renovation / Demolition, Geotechnical, Traffic Study and Construction Inspection and Material Testing as follows:

2010 Pre-Qualified Firms	2011 Pre-Qualified Firms	Specialty Consultant Category	Annual Not-To-Exceed Amount Per Firm
11	6	Traffic Study Services	\$200,000
10	7	Surveyor Services	\$200,000
12	4	Environmental Consulting Services – Categories A, B & C	\$1,500,000
9	2	Environmental Consulting Services – Reno and Demo	\$1,000,000
9	6	Geotechnical Services	\$750,000
6	4	Commissioning Authority Services	\$500,000
7	2	Construction Material Testing & Inspection Services	\$1,000,000

In September 2011, a random lottery by category was conducted to establish the rotation to accommodate the recent addition of firms. As services are required, the rotation determines the firm to which a Request for Pricing is issued. Proposals are reviewed and evaluated for experience, expertise of staff, capacity, past performance, plan of action proposed and pricing. Upon approval, PBC staff issues a task order against the successful firm's term contract.

In the 4th quarter of 2013, twenty-five (25) task orders valuing \$1,920,692.83 were issued against the Specialty Consultant term contracts. Of that total dollar value, 63.92% of the dollars were issued to MBE firms and 4.24% to WBE firms.

In addition 95.73% of all task orders issued during the 4th Quarter were awarded to local firms.

For year-end 2013, task orders valuing \$8,927,635.95 were issued against Specialty Consultant term contracts. Of that total dollar value, 40.75% of the dollars were issued to MBE firms and 32.15% to WBE firms.

In addition 89.18% of all task orders issued year-end 2013 were awarded to local firms.

Results Summary	4TH QUARTER					YEAR TO DATE				
	TOTAL	TOTAL MBE \$	TOTAL MBE %	TOTAL WBE \$	TOTAL WBE %	TOTAL	TOTAL MBE \$	TOTAL MBE %	TOTAL WBE \$	TOTAL WBE %
Traffic Study	\$0.00	\$0.00	0.00%	\$0.00	0.00%	\$9,944.00	\$0.00	0.00%	\$0.00	0.00%
Surveying	\$44,599.00	\$10,339.00	23.18%	\$0.00	0.00%	\$135,450.70	\$78,690.70	58.10%	\$22,500.00	16.61%
ENV - ABC	\$285,756.64	\$59,481.00	20.82%	\$14,690.00	5.14%	\$1,250,102.14	\$165,874.00	13.27%	\$214,117.00	17.13%
ENV - Reno/Demo	\$1,386,708.19	\$994,469.69	71.71%	\$63,962.00	4.61%	\$4,901,268.94	\$2,362,301.04	48.20%	\$1,988,834.95	40.58%
Geotechnical	\$86,258.00	\$60,030.00	69.59%	\$2,500.00	2.90%	\$240,629.38	\$144,750.35	60.15%	\$7,882.65	3.28%
Commissioning	\$89,908.00	\$89,908.00	100.00%	\$0.00	0.00%	\$140,566.00	\$137,306.00	97.68%	\$2,600.00	1.85%
Material Testing	\$27,463.00	\$13,459.50	49.00%	\$341.30	1.00%	\$2,249,674.79	\$749,151.11	33.46%	\$634,027.95	28.00%
TOTALS	\$1,920,692.83	\$1,227,687.19	63.92%	\$81,493.30	4.24%	\$8,927,635.95	\$3,638,073.20	40.75%	\$2,869,962.55	32.15%