



2015 Q1

PUBLIC BUILDING COMMISSION QUARTERLY STAFF REPORT





Richard J. Daley Center
50 W. Washington Street
Room 200
Chicago, Illinois 60602
(312) 744-3090
Fax: (312) 744-8005
www.pbcchicago.com

BOARD OF COMMISSIONERS

Chairman
RAHM EMANUEL
Mayor
City of Chicago

Treasurer
DR. BYRON T. BRAZIER
Pastor
Apostolic Church of God

MARTIN CABRERA, JR.
Chief Executive Officer
Cabrera Capital Markets, LLC

THOMAS J. KOTEL
City of Chicago

JOSÉ MALDONADO, JR.
City of Chicago

TONI PRECKWINKLE
President
Cook County Board of Commissioners

ARNOLD RANDALL
General Superintendent
Forest Preserve District of Cook County

SAMUEL Wm. SAX
Chairman
Financial Relations, Inc.

MARIYANA T. SPYROPOULOS
Commissioner
Metropolitan Water Reclamation District
of Greater Chicago

BRYAN TRAUBERT
President
Chicago Park District

DAVID J. VITALE
President
Chicago Board of Education

Executive Director
ERIN LAVIN CABONARGI

Secretary
LORI ANN LYPSON

Assistant Secretary
MEGHAN HARTE

Assistant Treasurer
TANYA FOUCHER-WEEKLEY

May 12, 2015

Members of the Board of the Public Building Commission:

I am pleased to provide you with the Public Building Commission's Quarterly Staff Report. The report is intended to communicate current project status and performance metrics on a regular basis, promoting the highest level of accountability and transparency. The report is published quarterly, culminating in a year-end report highlighting statistics and accomplishments for the year.

The report demonstrates how the PBC remains committed to the stewardship of the public fund through exemplary cost and schedule control. These control measures allow for consistent delivery of quality public facilities, either new or renovated, and significant infrastructure and technology projects, on time and under budget while also furthering a commitment to both environmental and economic sustainability.

PBC is proud to develop public facilities that help strengthen and improve neighborhoods and that serve as community anchors for generations to come. I am also pleased to let you know that PBC currently has a diverse portfolio of thirteen projects in construction with an additional nine in planning and development. These include the world-class Chinatown Branch Library, two new elementary schools and eleven school addition or modernization projects. Beyond capital construction projects, our work includes energy, technology and planning projects throughout the metropolitan Chicago area ranging from region wide energy conservation work and enhanced security networks as well as unique suburban municipal projects to spur economic development and improve transit access.

Below you will find an overview of what is included in this report.

2015 Q1 Staff Report


1. Executive Summary Report
2. Program Cost Performance
3. Program Cost Effectiveness Report
4. Program Forecast & Project Status Report
5. Environmental Sustainability Report
6. Economic Sustainability Report

The entire 2015 Q1 Staff Report can also be found on the PBC website at www.pbcchicago.com

Please do not hesitate to contact me if you require additional information or have any questions on this report. Thank you for your continued interest and support.

Sincerely,


Erin Lavin Cabonargi
Executive Director



2015 Q1

PUBLIC BUILDING COMMISSION
QUARTERLY STAFF REPORT

1. Executive Summary Report





Richard J. Daley Center
50 W. Washington Street
Room 200
Chicago, Illinois 60602
(312) 744-3090
Fax: (312) 744-8005
www.pbcchicago.com

Chairman
RAHM EMANUEL
Mayor
City of Chicago

Executive Director
ERIN LAVIN CABONARGI

Executive Summary Report

Below are the highlights from the Q1 2015 Quarterly Staff Report

1. Executive Summary Report

The details included in Q1 2015 Staff Report are intended to communicate project status and performance metrics on PBC projects. The metrics are reported quarterly, culminating in the Year End Staff Report published each year.

2. Program Cost Performance

The PBC is committed to cost efficient delivery of our projects. We manage costs over the life of the project and work closely with our clients throughout the development of a project to ensure that only the funds necessary to complete a project are needed.

Multi-Year Program Cost Status Report

As of Q1 2015, the PBC's multi-year program authority for projects completed and in development exceeds \$2.8 billion. Projects included in the multi-year program are trending under budget by 10.51% representing a variance of \$299 million under the current budgets, inclusive of a limited number of scope revisions.

On active capital construction projects, the PBC's budget to actual variance is less than 1%.

3. Program Cost Effectiveness Report

In addition to managing projects to approved budgets and delivering projects as good stewards of the public funds, the PBC also focuses on the management of change orders and indirect project costs to maximize cost effectiveness.

Construction Change Order Report

The approved Change Order % for recently completed projects and those currently in construction is 1.6%. The projected change order % for these projects is 2.6%. Projected Change Orders include those currently in process for approval as well as forecasted potential change orders. These rates are within the industry standard change order percentage of 3-5% for new municipal and educational construction work. The PBC's current program also includes renovation projects, which typically have a higher change order percentage than new construction.

Indirect Costs as a Percentage of Construction Costs

The PBC tracks all project costs throughout the life of a project, including Indirect Costs, also known as "soft costs" (Planning, Design Program and Project Management, Environmental Testing & Consulting) as well as all Construction Costs, also known as "hard costs" (Demolition, Site Prep, Utility Relocation, and General Construction.)

The PBC's Indirect Costs average 16.37% of construction. This is consistently below the industry average of 25%.

Indirect Costs are particularly cost effective on large scale projects and programs. The PBC averages 13.63% of construction costs on projects where construction is \$50M or higher, 16.07% on projects where construction is \$20M-50M, and 22.79% on projects where construction is \$1M-\$20M. The larger the project, the lower the indirect costs.

Market Conditions Report

This report illustrates comparative costs of like buildings, thereby tracking market trends.

4. Program Forecast and Project Status Report

This report provides a detailed snapshot and look ahead of active projects and is sent to elected officials and other stakeholders monthly to provide current progress.

5. Environmental Sustainability Report

The PBC achieved LEED certification on one project during the first quarter of 2015: Back of the Yards College Preparatory High School (LEED Gold).

Through Q1 2015, PBC had achieved LEED Certification on 68 facilities, bringing the total number of LEED-certified, municipally-owned facilities to 88. This surpasses Mayor Emanuel's goal of doubling the number of LEED-certified municipal buildings in the City more than a year ahead of schedule.

Additionally, the PBC remains committed to renewable energy strategies. To date, PBC has installed geothermal systems at 16 buildings, installed 75 solar thermal panels at 6 buildings, and building integrated photovoltaics or panels at 2 buildings with another 5 buildings made PV-ready.

6. Economic Sustainability Report

The PBC is committed to economic sustainability and includes provisions for Minority and Women Owned Business (M/WBE) Participation and Workforce (Equal Employment Opportunity) goals in our contracts. M/WBE and EEO Commitments and Hiring Goals are reported to the Board at the time of contract award. The PBC tracks compliance throughout the life of a project on both Construction and Professional Services contracts.

M/WBE Compliance for Projects Completed in Q1 2015

A combined total of **36.96%** M/WBE Participation has been achieved on two capital construction projects completed in the first quarter: Chicago Children's Advocacy Center Addition and CPL YOUmedia Renovations at the Legler, Sulzer, and Woodson Libraries.

In addition to project level professional services, the PBC also tracks compliance on program-wide professional administrative services. These professional services are not project specific and include but are not limited to: Financial Services, Information Technology, Insurance Broker Services, Legal / IG, Office Management, Payroll, Staffing, and Property Management.

M/WBE Compliance Report for Professional Administrative Services Paid in 2015


A combined total of **36.98%** M/WBE Participation was achieved on professional administrative services paid through Q1 2015.



2015 Q1

PUBLIC BUILDING COMMISSION QUARTERLY STAFF REPORT

2. Program Cost Performance





LAST REVISED: 03/31/2015

PBC Multi-Year Program Cost Status Report (without User Agency Budget)

USER AGENCY PROGRAM	PBC Original Budget (Formulation / Undertaking) (1)	Current PBC Budget (Original + Approved Budget Revisions) (2)	Current PBC Budget (Original + Revisions) 03/31/15 (3)	Variance Current Projection to Original Budget		Variance Current Projection to Current Budget		Comments
				(4) = 1 - 3		(5) = 2 - 3		
Chicago Public Schools	1,942,778,480	1,950,447,369	1,768,895,720	173,882,760	8.95%	181,551,649	9.31%	
Campus Parks	16,606,571	16,593,438	15,029,028	1,577,543	9.50%	1,564,410	9.43%	
Other City of Chicago	108,846,371	110,715,613	109,120,059	(273,688)	-0.25%	1,595,554	1.44%	
Fire Department	104,867,830	105,367,830	99,302,724	5,565,106	5.31%	6,065,106	5.76%	
Public Libraries	108,283,883	111,757,611	105,528,191	2,755,692	2.54%	6,229,420	5.57%	
Police Stations	175,329,061	175,048,220	164,255,817	11,073,244	6.32%	10,792,403	6.17%	
Senior Centers	7,968,500	7,968,500	3,668,965	4,299,535	53.96%	4,299,535	53.96%	
Park District	233,948,353	235,815,997	164,400,266	69,548,087	29.73%	71,415,731	30.28%	
Village of Clarendon Hills	250,000	250,000	249,910	90	0.04%	90	0.04%	
Metropolitan Water Reclamation District	584,902	584,902	559,901	25,001	4.27%	25,001	4.27%	
Infrastructure & Technology Program	132,604,603	136,200,743	120,123,695	12,480,908	9.41%	16,077,048	11.80%	
Total	2,832,068,555	2,850,750,224	2,551,134,278	280,934,278	9.92%	299,615,946	10.51%	



LAST REVISED: 03/31/15

ACTIVE CAPITAL CONSTRUCTION PROJECTS - COST STATUS REPORT (Without User Agency)

	PROJECT NAME	TYPE	PBC Original Budget	Current PBC Budget	Current Projection	Variance Current Projection to		Variance Current Projection to		Current Projected Opening	Project Status
			(Formulation / Undertaking)	(Original + Revisions) 03/31/15	(Estimate at Completion) 03/31/15	Original Budget	Current Budget	(4) = 1 - 3	(5) = 2 - 3		
			(1)	(2)	(3)						
Chicago Public Schools	Turf Field by NTA	Site	5,600,000	4,600,000	4,480,047	1,119,953	20.00%	119,953	2.61%	2015	Original Budget Authority combined for a total \$13.9M for both Jones Renovation (completed in 2014) and NTA Turf Field. A Pending Budget Reallocation is in development to align the Budgets with Available TIF Funding. The Current PBC Budget for the Turf Field project will be revised to \$4.6M.
	Dunne Technology Academy Modernization	New/Reno	11,000,000	9,800,000	9,800,000	1,200,000	10.91%	(0)	0.00%	2015	Scope A in Construction. Scope B in Design
	Chicago Vocational Career Academy Renovation	Reno	75,000,000	75,000,000	75,000,000	(0)	0.00%	(0)	0.00%	2015	Project in Construction
	Southwest Area School	New	48,000,000	48,000,000	48,000,000	0	0.00%	0	0.00%	2017	Project in Design. Budget and EAC will be confirmed as final scope and design is complete.
	Wildwood Elementary School Annex	New/Reno	14,428,000	14,428,000	14,428,000	0	0.00%	0	0.00%	2015	Project in Construction
	Oriole Park Elementary School Annex	New/Reno	15,731,455	15,731,455	15,731,455	(0)	0.00%	(0)	0.00%	2015	Project in Construction
	Payton College Prep High School Annex	New/Reno	20,000,000	20,000,000	20,000,000	(0)	0.00%	(0)	0.00%	2016	Project in Construction
	Lincoln Elementary School Annex	New/Reno	20,000,000	20,000,000	20,000,000	(0)	0.00%	(0)	0.00%	2015	Project in Construction
	Canty Elementary School Annex (Formulation)	New/Reno	3,500,000	3,500,000	3,500,000	-	0.00%	-	0.00%	2016	Project in Design. Budget and EAC will be confirmed as final scope and design is complete.
	Jamieson Elementary School Annex (Formulation)	New/Reno	3,500,000	3,500,000	3,500,000	0	0.00%	0	0.00%	2016	Project in Design. Budget and EAC will be confirmed as final scope and design is complete.
	Edwards Elementary School Annex (Formulation)	New/Reno	4,000,000	4,000,000	4,000,000	(0)	0.00%	(0)	0.00%	2016	Project in Design. Budget and EAC will be confirmed as final scope and design is complete.
	Southeast Area Elementary School (Undertaking)	New	35,000,000	38,551,047	38,551,047	(3,551,047)	-10.15%	0	0.00%	2016	Project in Construction
Chicago Public Schools Subtotal			255,759,455	257,110,502	256,990,550	(1,231,095)	-0.48%	119,952	0.05%		
City of Chicago	Retrofit One (Undertaking)	Reno	1,090,000	1,090,000	1,088,726	1,274	0.12%	1,274	0.12%	2015	Project in Construction.
	Stockyards Bank Stabilization Project	Reno	195,000	195,000	195,000	-	0.00%	-	0.00%	2014	Phase I complete in 2014. Additional work to be completed in Spring 2015.
	Chicago Children's Advocacy Center Addition	New/Reno	9,000,000	9,000,000	9,000,000	(0)	0.00%	(0)	0.00%	2015	Facility move-in in progress. Substantial Completion achieved.
	Lindblom Math and Science Academy Parking Lot	Site	2,468,000	2,468,000	2,468,000	(0)	0.00%	(0)	0.00%	TBD	Project in Design
Other City of Chicago Subtotal			12,753,000	12,753,000	12,751,726	1,274	0.01%	1,274	0.01%		
Chicago Public Library	Woodson Regional Library Interior Renovations - Ceiling & Light Fixtures	Reno	585,000	585,000	585,000	-	0.00%	-	0.00%	2015	Project in Construction
	Chinatown Branch Library	New	15,600,000	19,100,000	19,100,000	(3,500,000)	-22.44%	0	0.00%	2015	Project in Construction
	Chicago Public Library Subtotal			16,185,000	19,685,000	19,685,000	(3,500,000)	-21.62%	0	0.00%	
MWRD	MWRD/PBC Energy Efficiency Program (Formulation)	Reno	584,902	584,902	559,901	25,001	4.27%	25,001	4.27%	TBD	Project in Planning
	MWRD Subtotal			584,902	584,902	559,901	25,001	4.27%	25,001	4.27%	
Total Active PBC Capital Construction Projects with Signed Formulation/Undertaking Budgets¹			285,282,357	290,133,404	289,987,177	(4,704,820)	-1.65%	146,227	0.05%		

Notes:

1. Report includes Active PBC Capital Construction Projects in Planning, Design, and Construction with approved Formulations and/or Undertakings.
2. Revised budget includes client directed changes in scope
3. Full Undertaking for Canty, Jamieson, Edwards pending BOE Approval

Variance Current Projection to PBC Original Budgets

Variance Current Projection to PBC Revised Budgets



LAST REVISED: 03/31/15

ACTIVE INFRASTRUCTURE & TECHNOLOGY PROGRAM - COST STATUS REPORT (Without User Agency)

City of Chicago

V C H

PROJECT NAME	TYPE	PBC Original Budget (Formulation / Undertaking)	Current PBC Budget (Original + Revisions) 03/31/15	Current Projection (Estimate at Completion) 03/31/15	Variance Current Projection to Original Budget		Variance Current Projection to Current Budget		Current Projected Completion	Project Status
		(1)	(2)	(3)	(4) = 1 - 3		(5) = 2 - 3			
OEMC CIP UT62 CFD Camera Install & Federation	Technology	126,000	126,000	123,798	2,202	1.75%	2,202	1.75%	2015	Project in Construction
OEMC CIP UT63 DOF LPR Vehicle Camera Replacement Enhancements	Technology	1,517,146	1,517,146	1,517,146	-	0.00%	-	0.00%	2015	Project in Construction
OEMC CIP UT68 2014 Ald. Camera Req 5	Technology	180,000	180,000	180,000	-	0.00%	-	0.00%	2015	Project in Construction
OEMC CIP UT71 CPD ERI Camera Replacement	Technology	1,180,000	1,180,000	1,175,718	4,282	0.36%	4,282	0.36%	2015	Project in Construction
OEMC CIP UT69 Bloomingdale Trail Surveillance	Technology	641,675	641,675	641,675	(0)	0.00%	(0)	0.00%	2015	Project in Construction
OEMC CIP UT75 Public Safety System Maintenance & Repairs Phase II	Technology	600,000	600,000	599,000	1,000	0.17%	1,000	0.17%	2015	Project in Construction
OEMC CIP UT78 2015 Shotspotter Renewal Subscription	Technology	174,469	174,469	174,469	-	0.00%	-	0.00%	2015	Project in Construction
OEMC CIP UT79 - MP Room Upgrade Phase II	Technology	185,000	185,000	184,748	252	0.14%	252	0.14%	2015	Project in Design
OEMC CIP UT54 Camera Life Cycle Replacement	Technology	5,678,000	5,678,000	5,368,896	309,104	5.44%	309,104	5.44%	2015	Project in Construction
OEMC CIP UT55 OVS Security Camera Network Maintenance	Technology	5,998,500	6,798,500	6,797,483	(798,983)	-13.32%	1,017	0.01%	2015	Project in Construction
OEMC CIP UT59 OVS Camera Cover Enhancements	Technology	2,500,000	2,500,000	2,415,103	84,897	3.40%	84,897	3.40%	2015	Project in Construction
OEMC CIP UT60 Harden OVS Fiber Route	Technology	1,200,000	1,200,000	1,161,944	38,056	3.17%	38,056	3.17%	2015	Project in Design
OEMC CIP UT61 CFD Bandwidth Enhancement	Technology	916,000	916,000	843,349	72,651	7.93%	72,651	7.93%	2015	Project in Construction
City of Chicago Subtotal		20,896,790	21,696,790	21,183,330	(286,540)	-1.37%	513,460	2.37%		
Prospect Avenue Transit Access Improvement Project (Clarendon Hills)	Infrastructure	250,000	250,000	249,910	90	0.04%	90	0.04%	TBD	Project in Planning
Village of Clarendon Hills Subtotal		250,000	250,000	249,910	90	0.04%	90	0.04%		

Total Active PBC Infrastructure & Technology Program Projects with Signed Formulation and/or Undertaking Budgets¹	21,146,790	21,946,790	21,433,240	(286,450)	-1.35%	513,550	2.34%
---	-------------------	-------------------	-------------------	------------------	---------------	----------------	--------------

Notes:

- Report includes Active PBC Infrastructure & Technology Program Projects in Planning, Design, and Construction with approved Formulations and/or Undertakings
- Revised budget includes client directed changes in scope

Variance Current Projection to PBC Original Budgets


Variance Current Projection to PBC Revised Budgets



2015 Q1

PUBLIC BUILDING COMMISSION
QUARTERLY STAFF REPORT

3. Program Cost Effectiveness Report



Construction Change Order Percentage, Q1 2015 Report

January 1, 2014 Through Current (3/31/15)

Public Building Commission of Chicago • Richard J. Daley Center • 50 West Washington, Room 200 • Chicago, Illinois 60602 • Tel: 312-744-3090 • Fax: 312-744-8005



Project	Original Contract Award (Including Contingency & Allowance)	Original Base Construction Amount	Approved Changes	Approved Change % from Original Base Construction Value	Projected Changes	Total Approved and Projected Changes	Projected Change % from Original Base Construction Value
Chicago Public Schools New Construction							
Southeast Area Elementary School	\$ 30,027,665.00	\$ 28,702,665.00	\$ -	0.0%	\$ -	\$ -	0.0%
Subtotal	\$ 30,027,665.00	\$ 28,702,665.00	\$ -	0.0%	\$ -	\$ -	0.0%
Chicago Public Schools Linked Annexes & Additions							
Bell ES Addition	\$ 7,256,000.00	\$ 6,946,000.00	\$ 223,804.00	3.2%	\$ -	\$ 223,804.00	3.2%
Coonley ES Addition	\$ 10,777,000.00	\$ 10,452,000.00	\$ 307,666.00	2.9%	\$ 5,800.00	\$ 313,466.00	3.0%
Oriole Park ES Annex	\$ 11,889,000.00	\$ 11,439,000.00	\$ -	0.0%	\$ 71,499.00	\$ 71,499.00	0.6%
Wildwood ES Annex	\$ 10,618,000.00	\$ 10,168,000.00	\$ -	0.0%	\$ 50,486.00	\$ 50,486.00	0.5%
Lincoln ES Annex	\$ 14,020,000.00	\$ 13,370,000.00	\$ 23,441.00	0.2%	\$ 136,467.00	\$ 159,908.00	1.2%
Payton HS Annex	\$ 13,462,000.00	\$ 12,712,000.00	\$ 2,327.00	0.0%	\$ 57,775.00	\$ 60,102.00	0.5%
Dunne Tech Academy Modernization (Scope A)	\$ 4,842,000.00	\$ 4,492,000.00	\$ -	0.0%	\$ -	\$ -	0.0%
Subtotal	\$ 72,864,000.00	\$ 69,579,000.00	\$ 557,238.00	0.8%	\$ 322,027.00	\$ 879,265.00	1.3%
Chicago Public Schools Renovation							
Jones College Prep Reno Existing HS - Phase I	\$ 2,864,000.00	\$ 2,564,000.00	\$ 177,754.00	6.9%	\$ 1,259.00	\$ 179,013.00	7.0%
Jones College Prep Reno Existing HS - Phase II	\$ 3,699,800.00	\$ 3,549,800.00	\$ 65,840.00	1.9%	\$ -	\$ 65,840.00	1.9%
Chicago Vocational Career Academy (Phase I)	\$ 55,764,000.00	\$ 50,974,000.00	\$ 603,565.00	1.2%	\$ 852,590.00	\$ 1,456,155.00	2.9%
Subtotal	\$ 62,327,800.00	\$ 57,087,800.00	\$ 847,159.00	1.5%	\$ 853,849.00	\$ 1,701,008.00	3.0%
Chicago Public Schools Site Development							
Turf Field by NTA	\$ 3,149,570.00	\$ 2,849,570.00	\$ 413,861.00	14.5%	\$ -	\$ 413,861.00	14.5%
Subtotal	\$ 3,149,570.00	\$ 2,849,570.00	\$ 413,861.00	14.5%	\$ -	\$ 413,861.00	14.5%
Public Libraries							
Albany Park Branch Library	\$ 7,915,000.00	\$ 7,515,000.00	\$ 382,656.00	5.1%	\$ 169,517.00	\$ 552,173.00	7.3%
Chinatown Branch Library (Design Build)	\$ 10,000,000.00	\$ 8,452,600.00	\$ 490,150.68	5.8%	\$ 392,257.00	\$ 882,407.68	10.4%
Subtotal	\$ 17,915,000.00	\$ 15,967,600.00	\$ 872,806.68	5.5%	\$ 561,774.00	\$ 1,434,580.68	9.0%
Other City of Chicago							
Chicago Children's Advocacy Center Addition	\$ 7,145,034.00	\$ 6,845,034.00	\$ 232,752.00	3.4%	\$ 95,477.00	\$ 328,229.00	4.8%
Subtotal	\$ 7,145,034.00	\$ 6,845,034.00	\$ 232,752.00	3.4%	\$ 95,477.00	\$ 328,229.00	4.8%
Total	\$ 193,429,069.00	\$ 181,031,669.00	\$ 2,923,816.68	1.6%	\$ 1,833,127.00	\$ 4,756,943.68	2.6%

Data Source:

Budget Control System (Primavera Contract Management) as of the 3/31/2015 Data Date

Note:

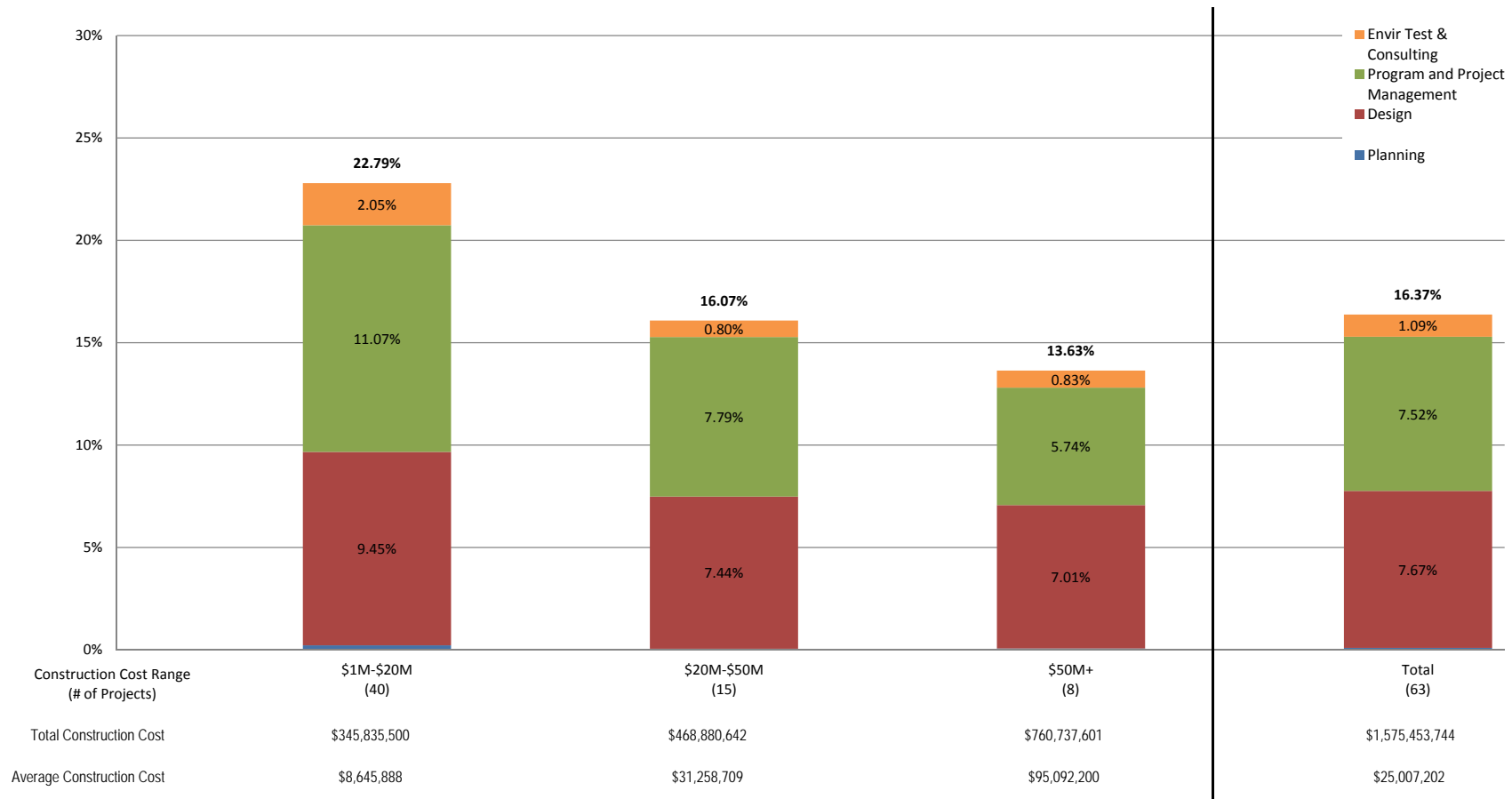
- 1.) Report includes projects substantially complete as of January 2014 through March 31, 2015 as well as any projects currently under construction
- 2.) Report does not include JOC and Technology projects

Program Cost Effectiveness Report *(Q1 2015)*

Indirect Costs as a Percentage of Construction Costs *(by cost range)*



Public Building Commission of Chicago · Richard J. Daley Center · 50 West Washington, Room 200 · Chicago, Illinois 60602 · Tel: 312-744-3090 · Fax: 312-744-8005



Data Set Criteria: PBC managed the design
 Total construction value is greater than \$1,000,000
 Substantial completion achieved prior to the 3/31/15 Data Date

Data Source: Budget Control System (Primavera Contract Management) EAC as of the 12/22/14 Data Date
 Note: Indirect Costs = Planning (1.01-1.07), Envir. Test & Consulting (3.01, 3.03, 3.07), Design (4.01-4.11, 4.13), Program and Project Management (5.01-5.10) including PBC Adminis
 Construction Costs = Demolition (2.09), Utility Relocation (2.11), Site Prep. (3.06), and General Construction (6.01 - 6.10)

Program Cost Effectiveness Report (Q1 2015)
 Indirect Costs Project List

Public Building Commission of Chicago · Richard J. Daley Center · 50 West Washington, Room 200 · Chicago, Illinois 60602 · Tel: 312-744-3090 · Fax: 312-744-8005



\$50M+ Construction Cost Projects

- 1 Westinghouse Replacement High School
- 2 South Shore High School
- 3 Kelly Curie Gage Park High School (Solario Academy)
- 4 31st Street Harbor
- 5 Southwest Area High School (Goode STEM Academy)
- 6 Jones College Prep Replacement HS
- 7 Back of the Yards College Prep HS and Library
- 8 CPS School Investment Program

\$20-50M Construction Cost Projects

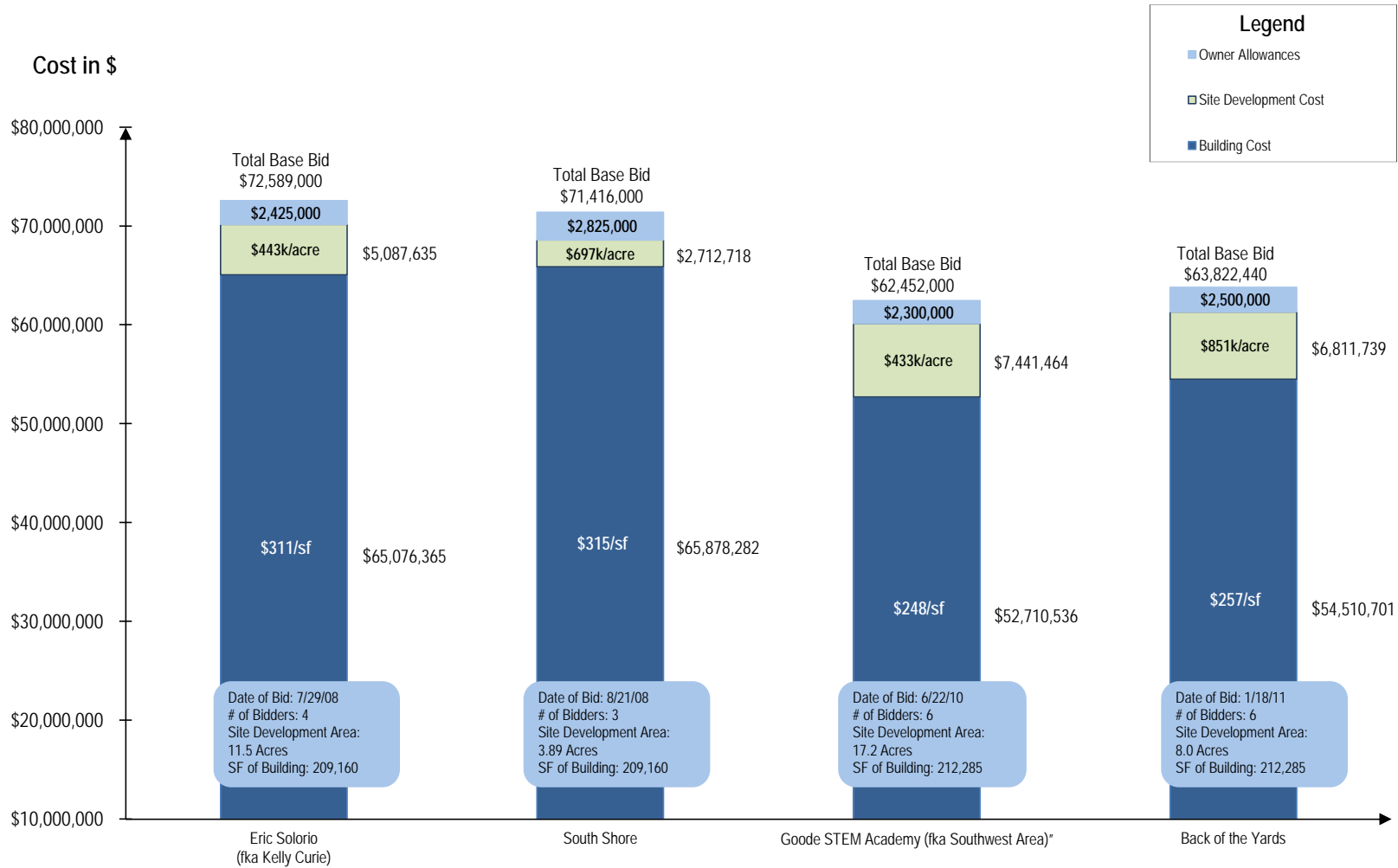
- 1 Ogden International School of Chicago
- 2 Gwendolyn Brooks HS Additions (Southside Area HS)
- 3 Langston Hughes/Davis Developmental Replacement ES
- 4 Southwest Area Middle School (Hernandez Middle School)
- 5 Belmont Cragin Elementary School (Prieto Math & Science Academy)
- 6 23rd District Police Station
- 7 9th District Police Station
- 8 Brighton Park II Area Elementary School (Shields Middle School)
- 9 Brighton Park I Area Elementary School (Calmeca Academy)
- 10 Mark T. Skinner Replacement School
- 11 Boone Clinton Area Elementary School (West Ridge ES)
- 12 Lee/Pasteur/Hurley Area Elementary School (Azuela ES)
- 13 Avondale Irving Park Area Elementary School (Lorca ES)
- 14 Powell Paideia Academy
- 15 12th District Police Station

\$1-20M Construction Cost Projects

- 1 Vehicle Maintenance Facility
- 2 Sauganash Elementary School Addition
- 3 Garvy Elementary School Addition
- 4 Engine Company 109
- 5 Wellington ES Renovation (Marvin Camras ES)
- 6 Taylor-Lauridsen Field House and Park
- 7 Mt. Greenwood ES Linked Annex
- 8 Marshall School Campus Park
- 9 Richard M. Daley Branch Library (West Humboldt Branch Library)
- 10 Jesse Owens Field House and Park
- 11 Little Village / Marshall Square Branch Library
- 12 Greater Grand Crossing Branch Library
- 13 Collins High School Renovation
- 14 Haas Field House
- 15 Dunning Branch Library
- 16 Valley Forge Field House
- 17 Norwood Park Senior Center
- 18 Bontemps School Campus Park
- 19 Engine Company 16
- 20 Michael Reese Hospital Demolition
- 21 Edgebrook Elementary School Addition
- 22 Air Force Academy
- 23 Douglas Park Turf
- 24 Humboldt Park Library Renovation and Addition
- 25 Rosenblum Park Redevelopment
- 26 Onahan Elementary School Linked Annex
- 27 Durkin Elementary School Linked Annex
- 28 Henderson Elementary School Renovation
- 29 Peck Elementary School Renovation
- 30 Stevenson Elementary School Linked Annex
- 31 Edgewater Branch Library
- 32 2013 CPS Modular Program
- 33 Ping Tom Memorial Park Field House
- 34 Hale Elementary School Linked Annex
- 35 Edison Elementary School Linked Annex
- 36 Bell Elementary School Addition
- 37 Jones College Preparatory High School Renovation
- 38 Albany Park Branch Library
- 39 Coonley Elementary School Addition
- 40 Chicago Children's Advocacy Center Addition

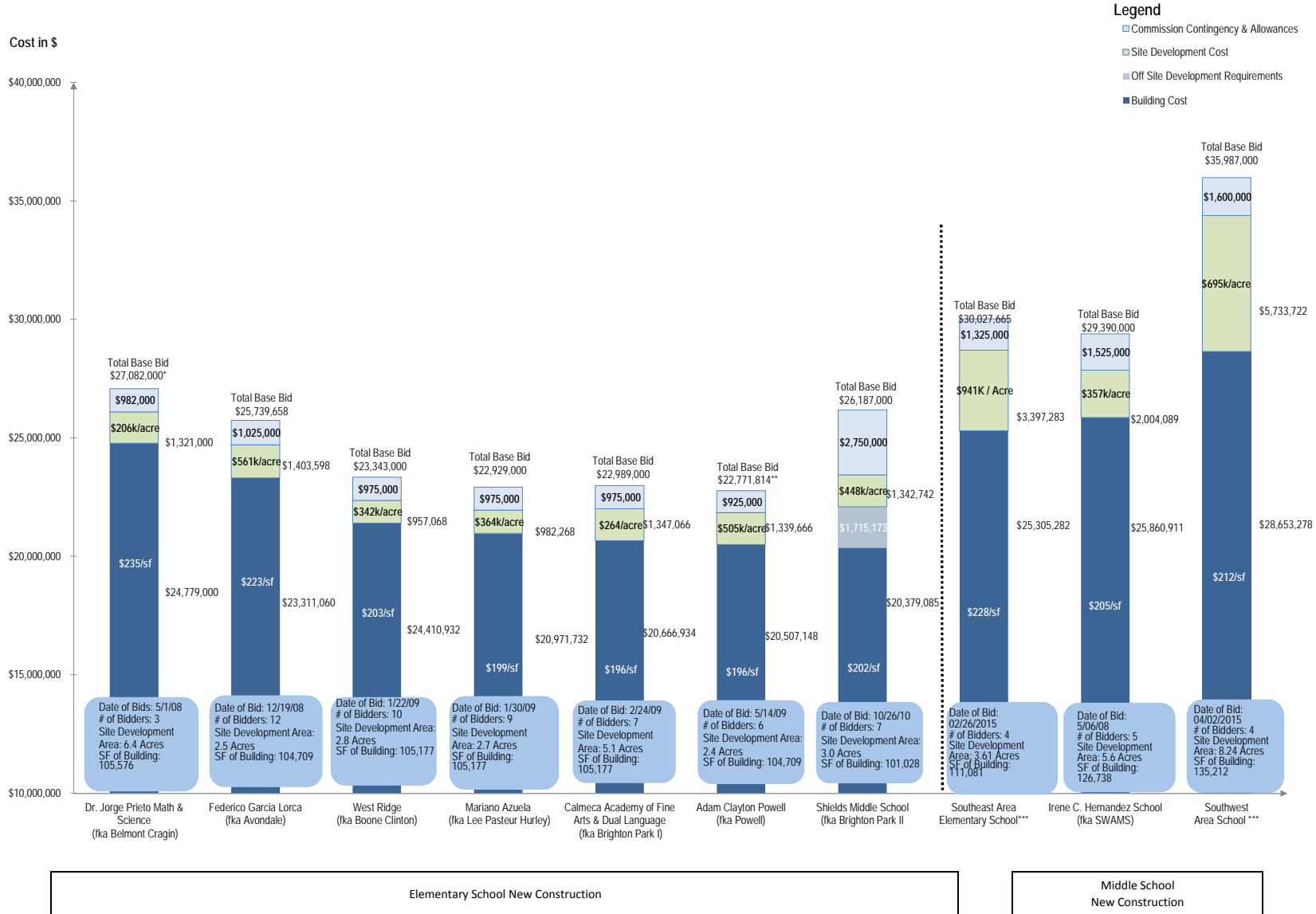
Market Conditions Report - Prototype High Schools (Q1 2015)

Public Building Commission of Chicago • Richard J. Daley Center • 50 West Washington, Room 200 • Chicago, Illinois 60602 • Tel: 312-744-3090 • Fax: 312-744-8005



Market Conditions Report - CPS New Construction Elementary / Middle Schools (Q1 2015)

Public Building Commission of Chicago • Richard J. Daley Center • 50 West Washington, Room 200 • Chicago, Illinois 60602 • Tel: 312-744-3090 • Fax: 312-744-8005



Elementary School New Construction

Middle School New Construction

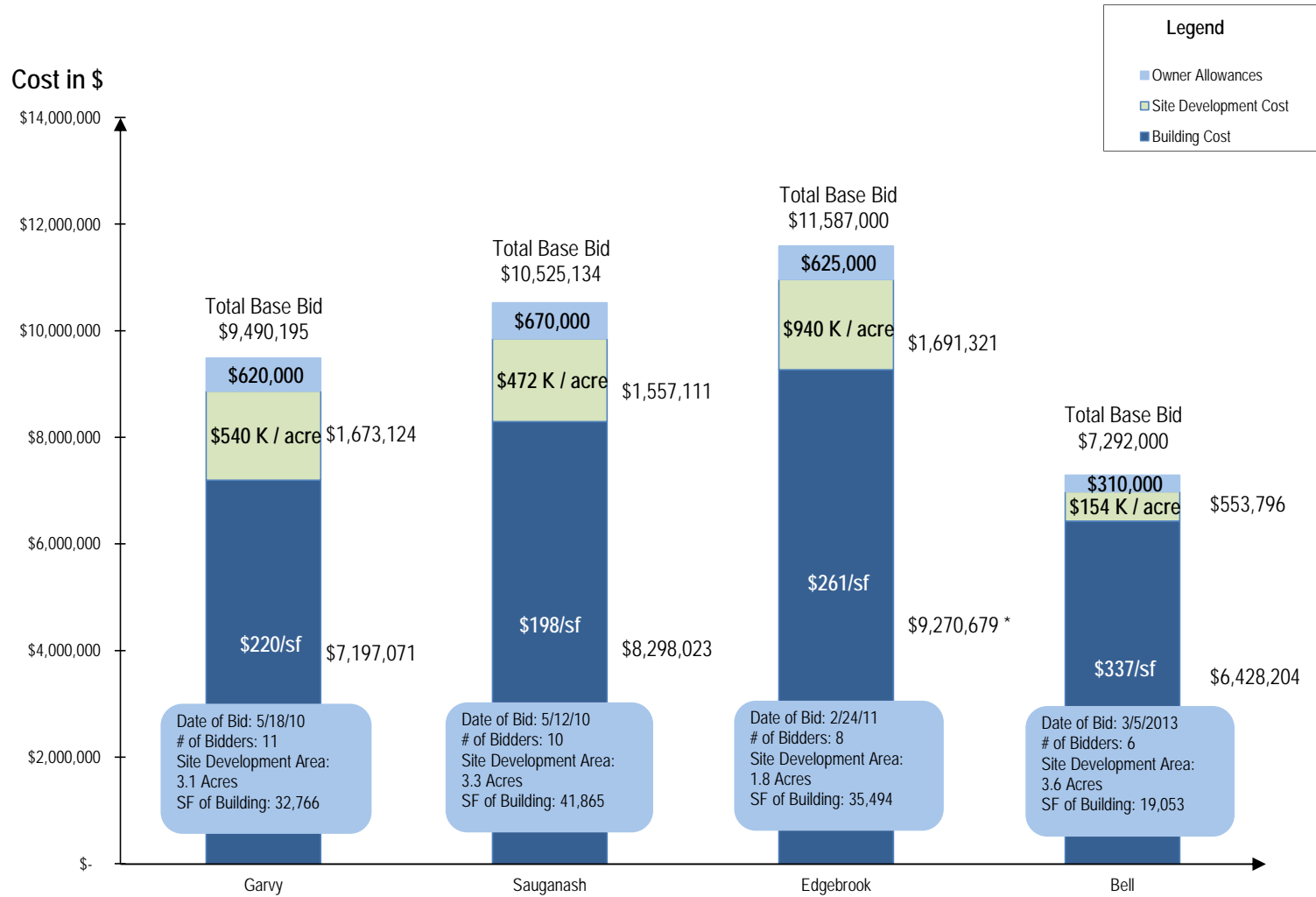
*Includes \$188K allowance for project acceleration acceleration

**Total base bid of \$26,000,000 includes \$3,228,186 for site preparation and was adjusted in this report for comparison purposes to \$22,771,814.

***Represents larger elementary school design developed with new CPS program standards

Market Conditions Report - Elementary School Additions (Q1 2015)

Public Building Commission of Chicago • Richard J. Daley Center • 50 West Washington, Room 200 • Chicago, Illinois 60602 • Tel: 312-744-3090 • Fax: 312-744-8005



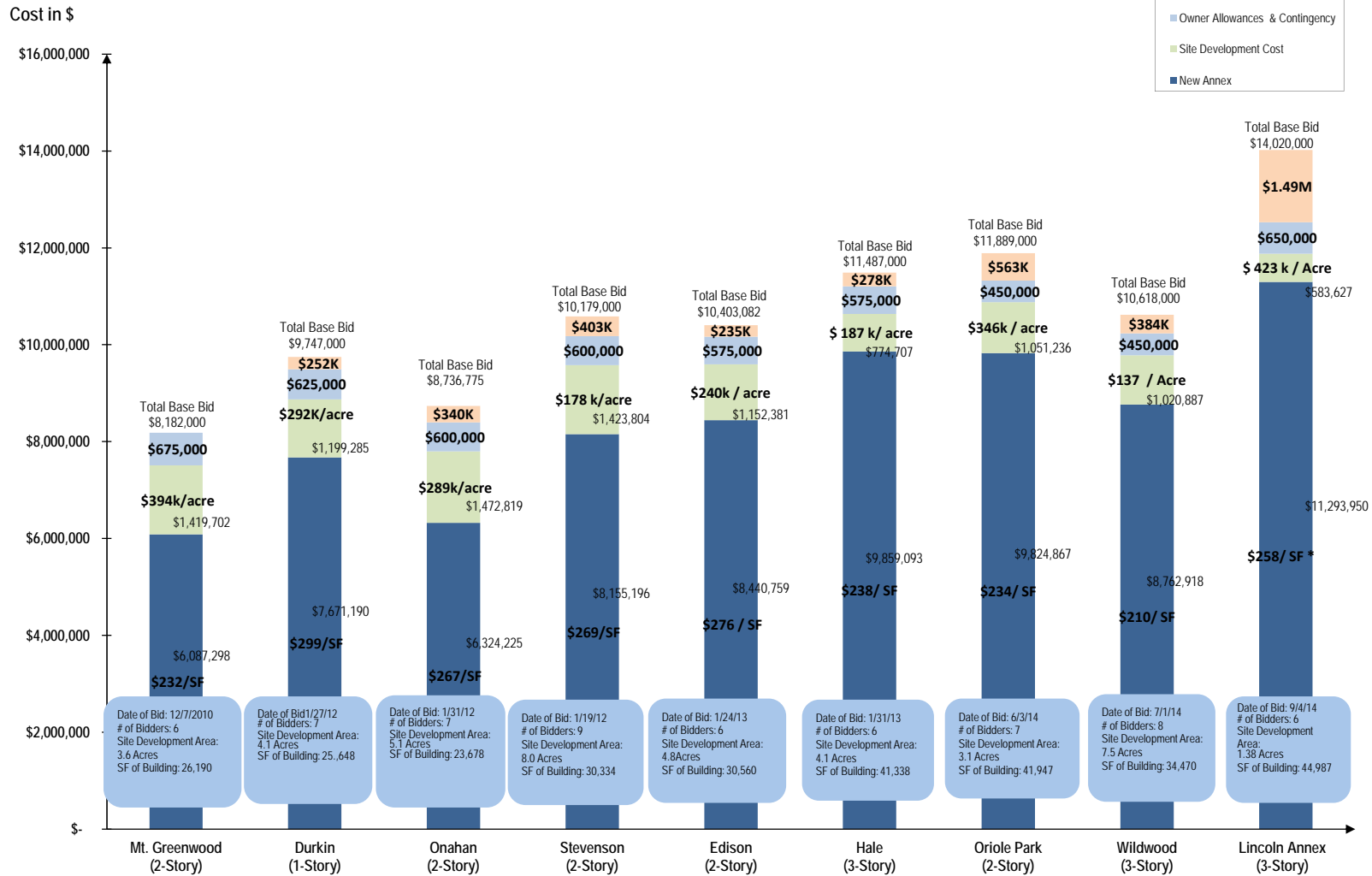
* Includes caisson foundation system.

** Additions are not prototypical, therefore they have variance in square footage.

Market Conditions Report - Elementary School Annexes (Q1 2015)



Public Building Commission of Chicago • Richard J. Daley Center • 50 West Washington, Room 200 • Chicago, Illinois 60602 • Tel: 312-744-3090 • Fax: 312-744-8005

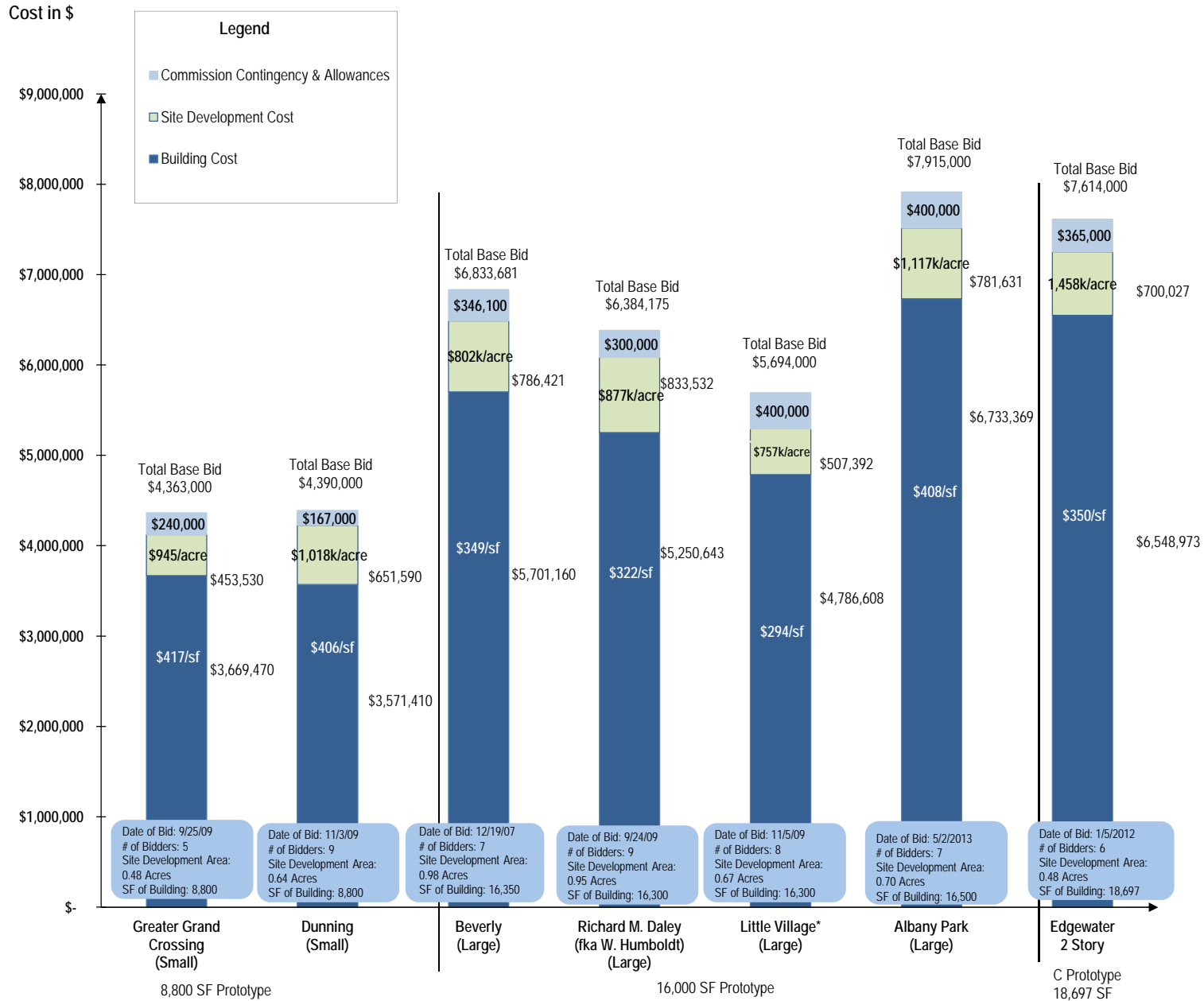


* Caisson work is included in the Mt. Greenwood Site Development cost.

* New CPS Design Standards developed by CPS and PBC for Oriole Park, Wildwood, and Lincoln Annexes

* Lincoln Annex SF costs include structural & vertical enclosure requirements for rooftop playground, rooftop chiller, landmark building enhancements and caisson foundation system

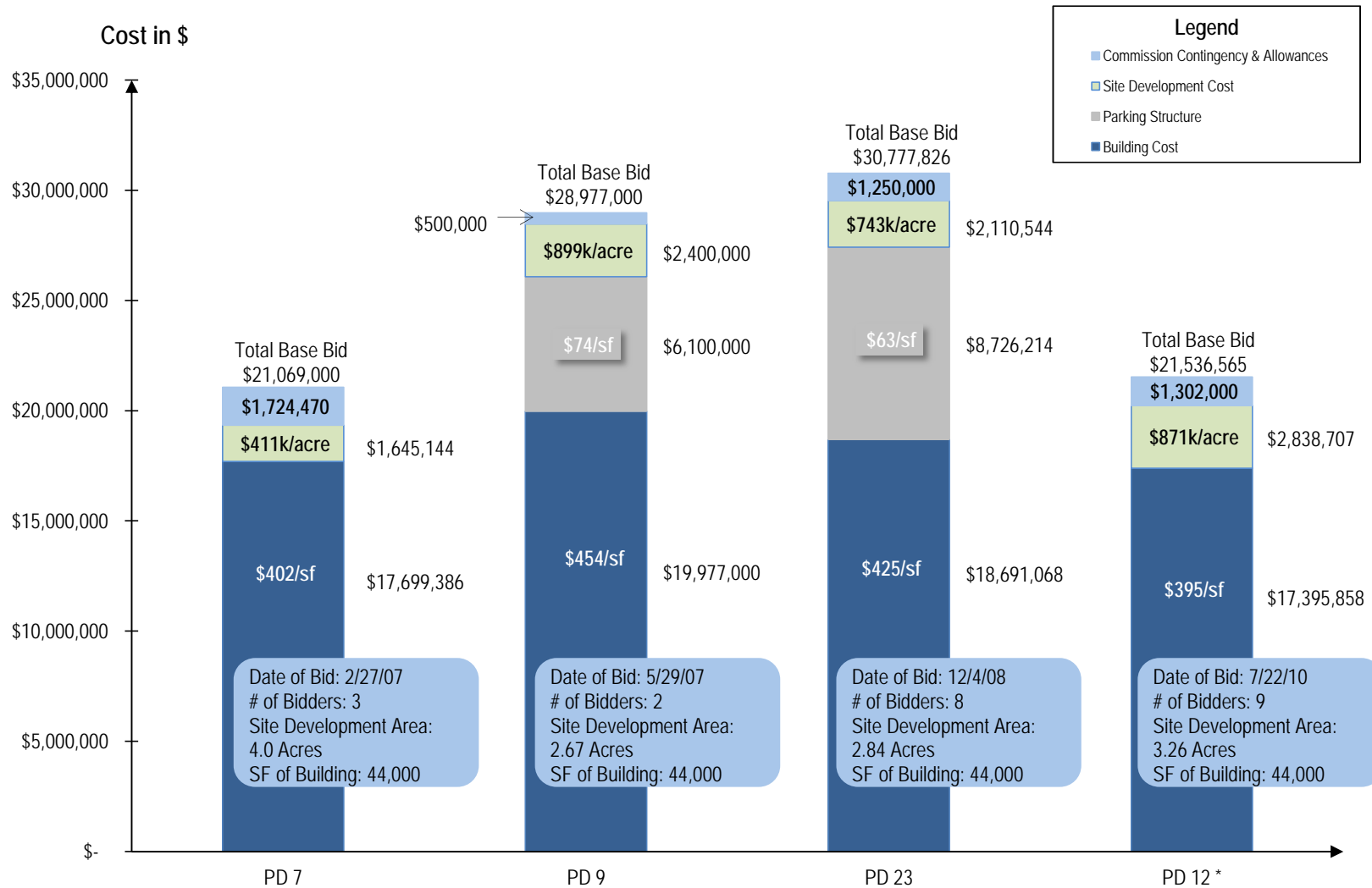
Market Conditions Report - Prototype Libraries (Q1 2015)



* Cost/sf artificially low due to significant infrastructure, site development, and resources shared with adjacent Engine Company 109 as part of the Little Village Library / EC109 Campus.

Market Conditions Report -Prototype Police Stations (Q1 2015)

Public Building Commission of Chicago • Richard J. Daley Center • 50 West Washington, Room 200 • Chicago, Illinois 60602 • Tel: 312-744-3090 • Fax:312-744-8005

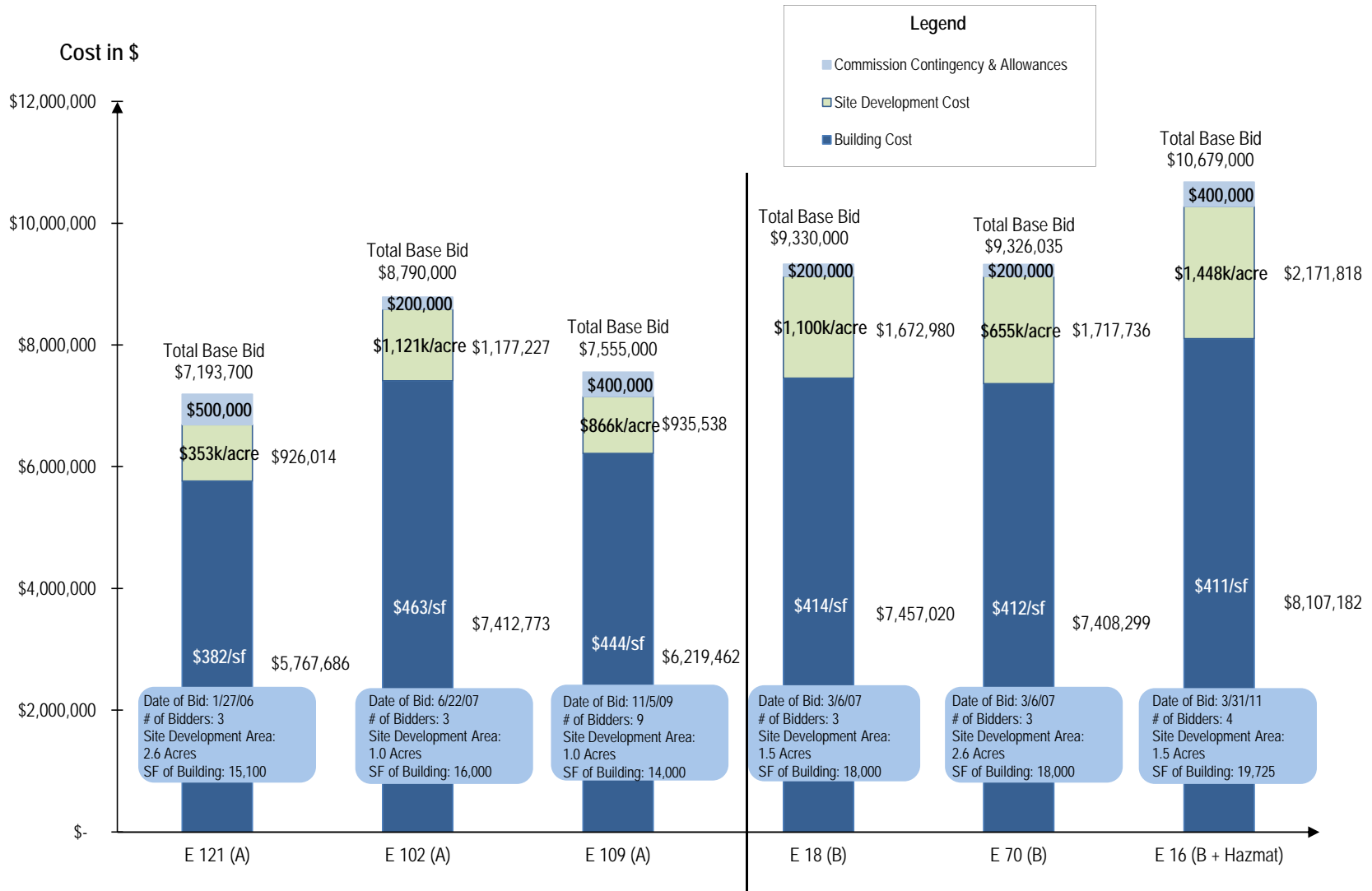


* Includes geothermal and rainwater harvesting and communication tower technology.

Market Conditions Report - Prototype Fire Houses (Q1 2015)

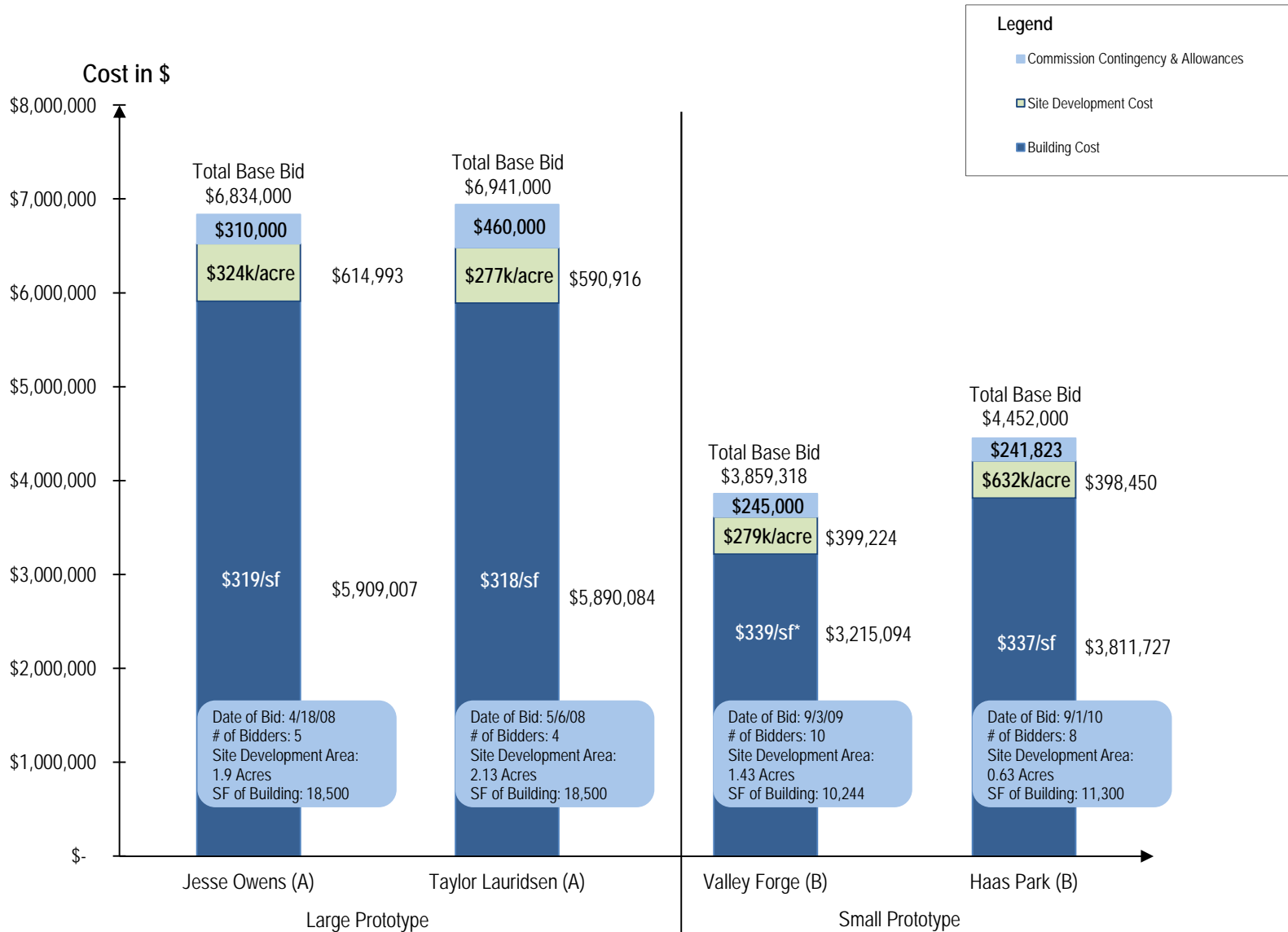


Public Building Commission of Chicago • Richard J. Daley Center • 50 West Washington, Room 200 • Chicago, Illinois 60602 • Tel: 312-744-3090 • Fax: 312-744-8005




Market Conditions Report - Prototype Fieldhouses (Q1 2015)

Public Building Commission of Chicago • Richard J. Daley Center • 50 West Washington, Room 200 • Chicago, Illinois 60602 • Tel: 312-744-3090 • Fax: 312-744-8005




* Includes change order of \$25/sf for geothermal and rain harvesting systems.



2015 Q1 PUBLIC BUILDING COMMISSION QUARTERLY STAFF REPORT

4. Program Forecast & Project Status Report



March 2015 Monthly Report
Program Forecast
(Data Date: 03/31/15)



Public Building Commission of Chicago • Richard J. Daley Center • 50 West Washington St, Room 200 • Chicago, IL 60602 • Phone: 312.744.3090 • Fax: 312.744.8005

Project Name	Address	Phase	Current Ward	New Ward (2015)	Issue for Bid	Award Date	Construction Phase Start (Notice to Proceed)	Construction Phase Finish (Scheduled Substantial Completion)	Opening
CONSTRUCTION									
Stockyards Bank Stabilization Project	4146 S. Halsted St.	C	11	11	N/A	N/A	9/29/2014	12/15/2014 (Phase I) Spring 2015 (Phase II - Projected)	N/A
Chicago Vocational Career Academy Renovation (CVCA) Phase I	2100 E. 87th St.	C	8	8	1/17/2014	2/12/2014	3/4/2014	1/23/2015	Fall 2015 - Interior Program Renovations
Chicago Children's Advocacy Center Addition	1240 S. Damen Ave.	C	2	28	8/21/2013	10/1/2013	10/15/2013	1/23/2015	Spring 2015
Retrofit One	Multiple Locations	C	Mult.	Mult.	N/A	N/A	April 2014	April 2015	N/A
Woodson Regional Library Interior Renovations - Ceiling and Light Fixtures	9525 S. Halsted St.	C	21	21	N/A	N/A	11/26/2014	5/8/2015	N/A
Turf Field by NTA	23rd/24th & Federal /Dearborn	C	3	3	4/8/2014	5/15/2014	05/30/2014	6/1/2015	Summer 2015
Chinatown Branch Library (Design-Build)	2100 S. Wentworth Ave.	C	25	25	2/11/2013 (Design Build Procurement)	8/21/2013 (Design Build Procurement)	1/29/14* (NTP Issued)	6/30/2015	Summer 2015 (Pending Client Move In)
Lincoln Elementary School Annex	615 W. Kemper Pl.	C	43	43	7/29/2014	9/9/2014	9/26/2014	7/29/2015 - Annex (S/C) 12/31/2015 - Elevator & Site	September 2015
Oriole Park Elementary School Annex	5424 N. Oketo Ave.	C	41	41	5/6/2014	6/11/2014	7/02/2014	6/25/2015 - Annex 8/18/2015 - Existing Reno (S/C) 8/28/2015 - Site	September 2015
Wildwood World Magnet School Annex	6950 N. Hiawatha Ave.	C	41	41	6/3/2014	7/8/2014	07/21/2014	7/28/2015 - Annex (S/C) 8/28/15 - Site	September 2015
Payton College Preparatory High School	1034 N. Wells St.	C	27	27	8/28/2014	10/2/2014	11/4/2014	11/30/15 - Annex (S/C) (Pending Revision) 2/2/2016 - Interior Reno 7/1/2016 - Site	TBD
Dunne Technology Academy Modernization (New Annex - A)	10845 S. Union Ave.	C	34	34	2/13/2015	3/10/2015	4/08/15	9/5/15 - Early Site Develop. 11/20/15 - Annex (S/C) 12/31/15 - Elevator	January 2016
Southeast Area Elementary School	3930 East 105th Street	C	10	10	2/3/2015	3/10/2015	4/6/2015	6/3/16 - Annex (S/C) 8/5/16 - Parking / PROW	Fall 2016
DESIGN									
Dunne Technology Academy Modernization (Interior Renovations - B)	10845 S. Union Ave.	D	34	34	April 2015	5/12/2015	May 2015	August 2015	Fall 2015
Chicago Vocational Career Academy Renovation (CVCA) Phase II	2100 E. 87th St.	D	8	8	N/A	N/A	April 2015	September 2015	N/A
Edwards Elementary School Annex (Construction Management - CM)	4815 S. Karlov Ave.	D	14	14	Q2 2015 (Bid Packages by CM)	N/A	June 2015	May 2016 - Annex June / July 2016 - Building Reno / Mod Removal	Fall 2016
Jamieson Elementary School Annex	5650 N. Mozart St.	D	40	40	April 2015	6/9/2015	June 2015	June 2016	Fall 2016
Canty Elementary School Annex	3740 N. Panama Ave.	D	36	38	May 2015	6/9/2015	July 2015	June 2016	Fall 2016
Southwest Area School	6018 S. Karlov Ave.	D	13	23	3/4/2015	4/14/2015	May 2015	October 2015 - Athletic Fields December 2016 - New Bldg + PROW (SC)	TBD
Lindblom Math and Science Academy Parking Lot	6100 S. Winchester Ave.	P	15	16	TBD	TBD	TBD	TBD	TBD
PLANNING									
Metropolitan Water Reclamation District (MWRD)/PBC Energy Efficiency	Multiple Locations	P	N/A	N/A	TBD	TBD	TBD	TBD	TBD
Clarendon Hills Prospect Avenue Transit Access Improvement Project	Clarendon Hills	P	N/A	N/A	TBD	TBD	TBD	TBD	TBD

Italicized Dates are Projected

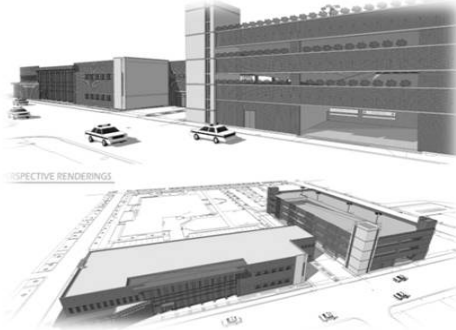

The projects listed below are in Pre-Planning and not included in the list above:

- 7 Integrated Surveillance System Projects
- 5 Chicago Public Schools Projects
- 2 Cook County Projects
- 3 City of Chicago Projects
- 1 Chicago Public Library Project



Public Building Commission of Chicago

Monthly Project Status Report: March 31, 2015



This page is intentionally left blank



Individual Project Listings

Chicago Public Schools

05750	Canty Elementary School Annex	4
05620	Chicago Vocational Career Academy (CVCA)	5
05440	Dunne Technology Academy Modernization Project	6
05770	Edwards Elementary School Annex	7
05760	Jamieson Elementary School Annex	8
05740	Lincoln Elementary School Annex	9
05720	Oriole Park Elementary School Annex	10
05311	Southeast Area Elementary School	11
05660	Southwest Area School	12
05268	Turf Field by NTA	13
05730	Walter Payton College Preparatory High School Annex	14
05710	Wildwood World Magnet School Annex	15

City of Chicago

04011	Chicago Children's Advocacy Center Addition	16
04415	Lindblom Math and Science Academy Parking Lot	17
04970	OEMC CIP UT54: Security Camera Life Cycle Replacements	18
04990	OEMC CIP UT59: OVS Camera Coverage Enhancements	19
04095	OEMC CIP UT63: DOF LPR Vehicle Camera Replacement Enhancements	20
04292	Retrofit One	21
04425	Stockyards Bank Stabilization Project	22

Chicago Public Library

08150	Chinatown Branch Library	23
08075	Woodson Regional Library Interior Renovations – Ceiling & Light Fixtures	24

Metropolitan Water Reclamation District of Chicago

14030	Metropolitan Water Reclamation District (MWRD)/PBC Energy Efficiency Program	25
-------	--	----

Others

20010	Clarendon Hills Prospect Avenue Transit Access Improvement Project	26
-------	--	----

Canty Elementary School Annex



Last Updated: Mar 31, 2015
Address: Existing
Location: 3740 N. Panama Ave.
Ward & Alderman: 36 - Nicholas Sposato
IL Rep & District: 19 - Robert F Martwick
IL Senator & District: 10 - John G. Mulroe

Project Number: 05750

County Board District & Commissioner: Peter N. Silvestri, 9th District
Community Area & Area Name: Dunning
City: Chicago



Project Description

The project includes the development of an approximately 38,000 SF Annex and site development. The annex will include 16 classrooms with a lunchroom/multi-purpose room and a hybrid kitchen.

The existing school kitchen will be repurposed to a classroom. The existing play lot will be replaced with a new play lot on the western portion of the site. The existing modulars will be removed when Annex is complete.



Project Participants

Project Manager:
Architect of Record:
General Contractor:

Kerl LaJeune
 Smith Harding JV
 TBD

PM Status Report

Phase: Design

Phase Percent Complete

90%

The AOR design team has completed the 90%CD phase milestone for the Annex and interior renovation. A cost estimate is pending by Concord to understand alignment with the scope for the budget. The project is proceeding towards the Milestone review and approval meeting in mid April. The team will then gear up for the IFB package set for May 7th.

Project Schedule

Project Milestone	Start Date	End Date	Status
Land Acquisition:			N/A
Demolition:			N/A
Public Right of Way Amendments:			N/A
Site Preparation:			N/A
Design:	10/06/14	04/20/15	Underway
Bid and Award:	05/07/15	06/09/15	Projected
Construction:	07/06/15	06/24/16	Projected. (Reno + Site, August 2016)
Facility Opening:	09/06/16		Fall 2016

Chicago Vocational Career Academy (CVCA)



Last Updated: Mar 31, 2015
Address: Existing
Location: 2100 E. 87th St.
Ward & Alderman: 08 - Michelle Harris
IL Rep & District: 33 - Marcus C. Evans, Jr.
IL Senator & District: 17 - Donne E. Trotter

Project Number: 05620

County Board District & Commissioner: Jerry Butler, 3rd District
Community Area & Area Name: Avalon Park
City: Chicago



Project Description

The Project implements the redevelopment of the existing Chicago Vocational Career Academy (CVCA) school and will consist of the abatement and demolition of the Anthony Wing, interior renovations of the built 1940 existing facility, MEP upgrades including to the central plant, exterior façade repairs, roof replacements, landscaping, right-of-way improvements, along with site development with restoration work. Program renovations will be provided in support of STEM (Science, Technology, Engineering, and Math) and Career-to-Education (CTE) programs (Navistar, Culinary, Cosmetology, Carpentry, Allied Health, and Horticulture). Site development includes environmental management, civil and landscape work.



Project Participants

Project Manager: James Holland
Architect of Record: DLR Group
General Contractor: Sollitt/Oakley Joint Venture

PM Status Report

Phase: Construction

Phase Percent Complete

99% (PhI)

The Contractor achieved substantial completion for Phase I on January 23rd. Punchlist work is on-going to include the exterior (Weather-related) Punchlist work. The schedule for the Phase II work related to the abatement and demolition work is being finalized. Abatement work is scheduled to commence in April 2015.

Project Schedule

Project Milestone	Start Date	End Date	Status
Land Acquisition:			N/A
Demolition:	06/30/15	08/21/15	Projected
Public Right of Way Amendments:			N/A
Site Preparation:			N/A
Design:	04/26/13	12/15/14	Complete (Both Phases)
Bid and Award:	01/17/14	02/12/14	Complete (Phase I)
Construction:	03/04/14	09/08/15	Phase I Substantial Completion Completed. Phase II Construction Finish projected.
Facility Opening:	09/08/15		Fall 2015

Dunne Technology Academy Modernization Project



Last Updated: Mar 31, 2015
Address: Existing
Location: 10845 S. Union Ave.
Ward & Alderman: 34 - Carrie M. Austin
IL Rep & District: 28 - Robert "Bob" Rita
IL Senator & District: 14 - Emil Jones, III

Project Number: 05440

County Board District & Commissioner: Deborah Sims, 5th District
Community Area & Area Name: Roseland
City: Chicago



Project Description

The addition is planned as a one-story Annex with a two-story link to the existing school and includes site development work and renovations of the existing 1971 school building. The program scope for the Annex will include a Science and Pre-Engineering Lab, elementary gymnasium with gym office and storage, unisex toilet, building services, and 2-stop elevator for access between the Annex and existing 1971 school building. Site development scope for the Annex will include a playground, artificial turf field and landscaping.

The new Annex and site will be designed and constructed to achieve a minimum LEED for Schools 2009 Certification as defined by the USGBC.



Project Participants

Project Manager: Isaac Bishop
Architect of Record: FGM Architects
General Contractor: Powers and Sons Construction

PM Status Report

Phase: Construction

Phase Percent Complete

1%

The site preparation work, including abatement, demolition and grading activities are scheduled for completion by the week of April 13th. The Notice of Award for the new annex was issued to the contractor on March 11, 2015. The Contractor is in the process of finalizing its Logistics Plan and Project Schedule. Construction activities are anticipated to commence by May 2015. Issue for Bid for Interior Renovations (Scope B) projected for April 2015.

Project Schedule

Project Milestone	Start Date	End Date	Status
Land Acquisition:			N/A
Demolition:			Projected
Public Right of Way Amendments:			N/A
Site Preparation:	12/08/14	04/07/15	Underway
Design:	11/10/14	02/09/15	Underway
Bid and Award:	02/13/15	03/23/15	Scope A Complete. Scope B 5/15.
Construction:	04/08/15	11/20/15	Scope A Elevator - 12/15. Scope B Interior - 8/15
Facility Opening:	January 2016		Projected Annex. Scope B - 8/15

Edwards Elementary School Annex



Last Updated: Mar 31, 2015
Address: Existing
Location: 4815 S. Karlov Ave.
Ward & Alderman: 14 - Ed M. Burke
IL Rep & District: 01 - Daniel J. Burke
IL Senator & District: 01- Antonio Muñoz

Project Number: 05770

County Board District & Commissioner: Jeffrey R. Tobolski, 16th District
Community Area & Area Name: Archer Heights
City: Chicago



Project Description

This project includes the development of an approximately 50,000 SF annex, site development and required parking. The annex will include building a 3-story wing to house a lunchroom/multipurpose room, kitchen, and 24 classrooms and renovating three spaces in the main building for educational use. Two modular units will be demolished or removed upon completion of the annex. The existing playground will be removed and a new one will be installed.



Project Participants

Project Manager: Andy Quathamer
Architect of Record: STL Architects
General Contractor: Berglund Construction (Construction Manager)

PM Status Report

Phase: Design

Phase Percent Complete

90%

90% Construction Documents delivered 3/23/15. Comments issued and review meeting planned for 4/7. 100% Construction documents due 4/21. Committee on Zoning approval of the Planned Development 3/12. AOR has initiated the permitting process, and has held an intake meeting with the DoB. CM@R held bid openings for the Structural Steel and HVAC trades on 3/18. CM@R issued Letters of Intent to the successful bidders for Structural Steel on 3/27 and for HVAC on 4/2.

Project Schedule

Project Milestone	Start Date	End Date	Status
Land Acquisition:	N/A	N/A	Complete
Demolition:	N/A	N/A	Complete
Public Right of Way Amendments:	N/A	N/A	Complete
Site Preparation:			N/A
Design:	10/02/14	04/17/15	Underway
Bid and Award:			Q2 2015 Trade Packages by CM
Construction:	06/19/15	05/27/16	Projected. (Building Reno/Mod Removal: June/July 16)
Facility Opening:	09/06/16		Fall 2016

Jamieson Elementary School Annex



Last Updated: Mar 31, 2015
Address: Existing
Location: 5650 N. Mozart St.
Ward & Alderman: 40 - Patrick J. O'Connor
IL Rep & District: 13 - Greg Harris
IL Senator & District: 07 - Heather Steans

Project Number: 05760

County Board District & Commissioner: Bridget Gainer, 10th District
Community Area & Area Name: West Ridge
City: Chicago



Project Description

The project includes the development of an approximately 38,000 SF annex, site development and required parking. The annex will include 16 classrooms with a lunchroom/multi-purpose room. The existing kitchen will be re-purposed into a classroom; one classroom will be converted to an accessible ramp and teacher's lounge and the existing play lot will be replaced with a new play lot. The existing modular will be removed upon completion of the annex.



Project Participants

Project Manager: Corey McClenahan
Architect of Record: Architrave, Ltd
General Contractor: TBD

PM Status Report

Phase: Design

Phase Percent Complete

90%

90% Construction Documents were issued and the 90% Milestone Review meeting was held on 3/31/15. Design team is developing bid package to be issued at the end of April.

Project Schedule

Project Milestone	Start Date	End Date	Status
Land Acquisition:			N/A
Demolition:			N/A
Public Right of Way Amendments:			N/A
Site Preparation:			N/A
Design:	10/02/14	03/31/15	Underway
Bid and Award:	04/22/15	06/09/15	Projected
Construction:	06/19/15	06/10/16	Projected
Facility Opening:	09/06/16		Fall 2016

Lincoln Elementary School Annex



Last Updated: Mar 31, 2015
Address: Existing
Location: 615 W. Kemper Pl.
Ward & Alderman: 43 - Michele Smith
IL Rep & District: 11 - Ann M. Williams
IL Senator & District: 06 - John J. Cullerton

Project Number: 05740

County Board District & Commissioner: Bridget Gainer, 10th District
Community Area & Area Name: Lincoln Park
City: Chicago

Project Description

Proposed 3 story Annex to include 19 new classrooms, a new Dining Center, hybrid cooking kitchen, roof top student area, selected renovations to the existing school, and associated site development work including a playground. Renovations scope is currently programmed to include a new elevator, ADA upgrades, and fire alarm system upgrades.



Project Participants
 Project Manager:
 Architect of Record:
 General Contractor:

Andy Horn
 Muller + Muller
 Blinderman Meccor JV

PM Status Report

Phase: Construction

Phase Percent Complete

25%

Structural Steel Erection, Slab-On-Grade, 1st and 2nd Floor Slab-On-Deck, In-Slab MEP activities are complete. Cold Formed Metal Framing, Sheathing, Fireproofing, MEPFP Rough-In activities are in progress.

Project Schedule

Project Milestone	Start Date	End Date	Status
Land Acquisition:			N/A
Demolition:			N/A
Public Right of Way Amendments:			N/A
Site Preparation:	07/01/14	11/07/14	Complete
Design:	02/26/14	06/26/14	Complete
Bid and Award:	07/29/14	09/09/14	Complete
Construction:	09/26/14	07/29/15	Underway. Elevator completion December 2015.
Facility Opening:	09/08/15		Fall 2015

Oriole Park Elementary School Annex



Last Updated: Mar 31, 2015
Address: New
Location: 5424 N. Oketo Ave.
Ward & Alderman: 41 - Mary O'Connor
IL Rep & District: 20 - Michael P. McAuliffe
IL Senator & District: 10 - John G. Mulroe

Project Number: 05720

County Board District & Commissioner: Bridget Gainer, 10th District
Community Area & Area Name: O'Hare
City: Chicago

Project Description

Proposed 2-story Annex to include 17 classrooms, elevator, 2 Administrative Offices, a Library/Media Resource Center, a Dining Center, and a kitchen in accordance with CPS's new Hybrid Kitchen Model. Renovations include conversion of existing rooms. Renovation and demolition work includes conversion of existing rooms to Classrooms and removal of two existing modular classroom buildings.



Project Participants

Project Manager:
Architect of Record:
General Contractor:

Mark McCollom
 Wallin Gomez Architects
 IHC

PM Status Report

Phase: Construction

Phase Percent Complete

33%

Concrete work at second floor slab on grade and elevated decks is completed. MEP rough-in and framing work on the first and second floors in progress. Building Structural Steel and Cold Formed Metal Framing 100% complete. Building Structure enclosed with gypsum sheathing at all three elevations.

Project Schedule

Project Milestone	Start Date	End Date	Status
Land Acquisition:			N/A
Demolition:			N/A
Public Right of Way Amendments:			N/A
Site Preparation:			N/A
Design:	12/20/13	04/14/14	Complete
Bid and Award:	05/06/14	06/11/14	Complete
Construction:	07/02/14	08/18/15	Underway. Annex completion 6/15. Existing building & site 8/15.
Facility Opening:	09/08/15		Fall 2015

Southeast Area Elementary School



Last Updated: Mar 31, 2015
Address: New
Location: 3960 E. 105th St.
Ward & Alderman: 10 - John A. Pope
IL Rep & District: 25 - Barbara Flynn Currie
IL Senator & District: 13 - Kwame Raoul

Project Number: 05311

County Board District & Commissioner: Stanley Moore, 4th District
Community Area & Area Name: East Side
City: Chicago



Project Description

The project includes construction of a new 111,000 GSF, 1,200 student, 3-story elementary school. The school will include 44 academic classrooms, 2 computer labs, 3 science classrooms, 3 art/science classrooms, 2 music rooms, kitchen and dining facilities, gymnasium, library, and administrative suite. Building construction will be concrete and steel frame over spread concrete footings and an exterior envelope consisting of cold formed steel studs and masonry veneer. Site improvements comprising of a new parking lot for 51 cars, storm water management improvements, new sidewalks at south and northeast of parking lot and main property, new vehicular drive at west edge of property, and a refuse / delivery area at southeast of project site.



Project Participants

Project Manager: Ariel Vaca
Architect of Record: SMNG-A
General Contractor: Sollitt/Oakley JV

PM Status Report

Phase: Construction

Phase Percent Complete

0%

The JOC Site Preparation work is scheduled for completion in April 2015. The Notice to Proceed was issued to the Vertical Contractor on April 2, 2015. Contractor is in the process of finalizing its Logistics Plan.

Project Schedule

Project Milestone	Start Date	End Date	Status
Land Acquisition:	01/28/09	01/14/13	Complete
Demolition:			N/A
Public Right of Way Amendments:			N/A
Site Preparation:	12/04/14	04/03/15	Underway
Design:	06/10/14	12/31/14	Underway
Bid and Award:	02/03/15	03/10/15	Projected
Construction:	04/06/15	06/03/16	Projected. Parking / PROW - 8/16
Facility Opening:	09/06/16		Fall 2016

Southwest Area School



Last Updated: Mar 31, 2015
Address: New
Location: 6018 S. Karlov Ave.
Ward & Alderman: 13 - Marty Quinn
IL Rep & District: 22 - Michael J. Madigan
IL Senator & District: 11 - Martin A. Sandoval

Project Number: 05660

County Board District & Commissioner: John P. Daley, 11th District
Community Area & Area Name: Clearing
City: Chicago



Project Description

The Project consists of construction of a new 135,000 GSF, 1500 student, 3-story middle school located at South 60th Street and Karlov Avenue. The school will include 48 classrooms, 3 special needs classrooms 3 breakout spaces, 4 science classrooms, 4 computer classrooms, 2 art classrooms, 1 music classroom, a dining center, a hybrid kitchen, gymnasium, library, and administrative suite. Building construction will be concrete and steel frame atop spread concrete footings and an exterior envelope consisting of cold formed steel studs and masonry veneer. Site improvements comprising of a new parking lot, storm water management improvements, new sidewalks, new vehicular drive, artificial athletic turf fields and a refuse / delivery.

The new building and site will be designed and constructed to achieve a minimum LEED for Schools 2009 Certified rating as defined by the U.S. Green Building Council.



Project Participants

Project Manager:
Architect of Record:
General Contractor:

Ariel Vaca
 STR Partners, LLC
 TBD

PM Status Report

Phase: Design

Phase Percent Complete

100%

CPS has identified \$48M in funding. PBC and CPS are finalizing the scope and program and evaluating the building materials and structure to accommodate within Budget. The project was Issued for Bid on March 3, 2015 and Bids are due on April 2, 2015.

Project Schedule

Project Milestone	Start Date	End Date	Status
Land Acquisition:			N/A
Demolition:			N/A
Public Right of Way Amendments:			N/A
Site Preparation:			N/A
Design:	07/17/14	02/05/15	Underway
Bid and Award:	03/03/15	04/14/15	Projected
Construction:	05/01/15	12/16/16	Fields - 10/15. Bldg + PROW - 12/2016
Facility Opening:	TBD		TBD

Turf Field by NTA



Last Updated: Mar 31, 2015
Address: New
Location: 2301 S. Dearborn Street
Ward & Alderman: 03 - Pat Dowell
IL Rep & District: 06 - Ester Golar
IL Senator & District: 03 - Mattie Hunter

Project Number: 05268

County Board District & Commissioner: Robert Steele, 2nd District
Community Area & Area Name: Near South Side
City: Chicago

Project Description

Turf Field by National Teacher's Academy (NTA) is located at the southwest corner of 23rd Street and Dearborn Street, is a 100,000 FT, artificial turf field surrounded by a four lane polyurethane running track on a 3.5 acre vacant parcel. The new artificial turf practice field will accommodate high school-standard football and soccer practice fields and the running track will be a 400M non-standard track.



Project Participants

Project Manager:
Architect of Record:
General Contractor:

Jennifer Valentin
 Hitchcock Design Group
 Kee Construction

PM Status Report

Phase: Construction

Phase Percent Complete

40%

Contractor has remobilized. Work has commenced. Contractor in process of finalizing its completion schedule. Work is anticipated for completion in June 2015.

Project Schedule

Project Milestone	Start Date	End Date	Status
Land Acquisition:	11/19/13	06/01/15	Underway
Demolition:			N/A
Public Right of Way Amendments:			N/A
Site Preparation:			N/A
Design:	09/09/13	03/31/14	Complete
Bid and Award:	04/08/14	05/15/14	Complete
Construction:	05/30/14	06/01/15	Underway
Facility Opening:	06/09/15		June 2015

Walter Payton College Preparatory High School Annex




Last Updated: Mar 31, 2015
Address: New
Location: 1034 N. Wells St.
Ward & Alderman: 27 - Walter Burnett, Jr.
IL Rep & District: 09 - Arthur L. Turner
IL Senator & District: 05 - Patricia Van Pelt

Project Number: 05730

County Board District & Commissioner: Jerry Butler, 3rd District
Community Area & Area Name: Near North Side
City: Chicago

Project Description

Proposed Annex to include 14 classrooms, Administrative Office, elevator, Gymnasium and shower/ locker facilities, Physical Ed. and Fitness rooms, and Cafe. Renovation work includes conversion of existing rooms to Offices, Science lab, and Classroom.



Project Participants

Project Manager:
Architect of Record:
General Contractor:

Mark Lindstrom
 Koo & Associates
 Paschen/Milhouse JV

PM Status Report

Phase: Construction

Phase Percent Complete

7%

JOC work was complete on 3/31/15. Vertical contractor mobilized on site on 4/1/15. Underground utility work for the new annex is in progress.

Project Schedule

Project Milestone	Start Date	End Date	Status
Land Acquisition:			N/A
Demolition:			N/A
Public Right of Way Amendments:			N/A
Site Preparation:	12/08/14	03/31/15	Complete
Design:	03/10/14	08/11/14	Complete
Bid and Award:	08/28/14	10/02/14	Complete
Construction:	11/04/14	12/30/15	Revised S/C schedule pending.
Facility Opening:	02/03/16		TBD

Wildwood World Magnet School Annex



Last Updated: Mar 31, 2015
Address: Existing
Location: 6950 N. Hiawatha Ave.
Ward & Alderman: 41 - Mary O'Connor
IL Rep & District: 15 - John D'Amico
IL Senator & District: 08 - Ira I. Silverstein

Project Number: 05710

County Board District & Commissioner: Peter N. Silvestri, 9th District
Community Area & Area Name: Forest Glen
City: Chicago

Project Description

Proposed 3-story Annex to include 12 classrooms, a Library/Media Resource Center, and Administration Office, a Dining Center, and a kitchen in accordance with CPS's new Hybrid Kitchen Model. Renovation and demolition work includes conversion of existing rooms to Classrooms and removal of an existing modular classroom building.



Project Participants

Project Manager:
Architect of Record:
General Contractor:

Berta Loro
 Ilekis Associates
 Paschen/Milhouse JV

PM Status Report

Phase: Construction

Phase Percent Complete

33%

Concrete work at 2nd, 3rd and roof levels is complete. Roofing membrane installed on high roof. Exterior metal studs installed on north, south and east elevations. Dense board installation has started on the north elevation. Underground utilities are 85% complete for the project. MEP work has started on the 2nd and 3rd floors.

Project Schedule

Project Milestone	Start Date	End Date	Status
Land Acquisition:			N/A
Demolition:			N/A
Public Right of Way Amendments:			N/A
Site Preparation:			N/A
Design:	02/14/14	05/20/14	Complete
Bid and Award:	06/03/14	07/08/14	Complete
Construction:	07/21/14	07/28/15	Underway. Annex July 2015. Site August 2015.
Facility Opening:	09/08/15		Fall 2015

Chicago Children's Advocacy Center Addition



Last Updated: Mar 31, 2015
Address: Existing
Location: 1240 S. Damen
Ward & Alderman: 02 - Robert Fioretti
IL Rep & District: 09 - Arthur L. Turner
IL Senator & District: 05 - Patricia Van Pelt

Project Number: 04011

County Board District & Commissioner: Robert Steele, 2nd District
Community Area & Area Name: Near West Side
City: Chicago



Project Description

The Project location is at the existing city-owned facility utilized by the Chicago Children's Advocacy Center. It will consist of the construction of an approximate 18,000 square foot 2-story addition to the West side of its existing structure located at 1240 S. Damen Ave. The addition will include much needed space for CCAC's services, relieve overcrowding, and allow CCAC to increase their service capacity and community resources.



Project Participants

Project Manager: Frank Sobkowiak
Architect of Record: Holabird & Root
General Contractor: IHC

PM Status Report

Phase: Construction

Phase Percent Complete

100%

Contractor achieved Substantial Completion on January 23, 2015.
 CCAC has moved into the new addition and is fully using the facility.
 Interior Punch List work is nearly complete. Exterior Punch List work, exterior door upgrade, Painting, asphalt sealing, landscaping and other weather-dependent items will be scheduled shortly and performed in Spring 2015.

Project Schedule

Project Milestone	Start Date	End Date	Status
Land Acquisition:			N/A
Demolition:			N/A
Public Right of Way Amendments:	03/13/13	09/09/13	Complete
Site Preparation:			N/A
Design:	03/13/13	07/16/13	Complete
Bid and Award:	08/21/13	10/02/13	Complete
Construction:	10/15/13	01/23/15	Complete
Facility Opening:	N/A		Spring 2015

Lindblom Math and Science Academy Parking Lot



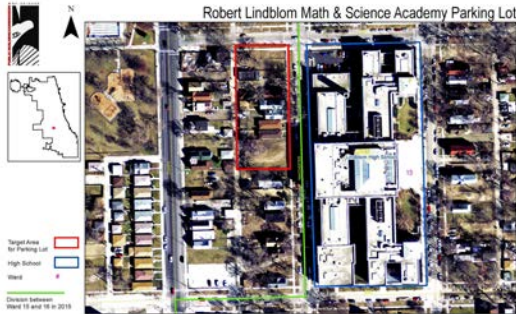
Last Updated: Mar 31, 2015
Address: New
Location: 6100 Block S. Winchester Ave.
Ward & Alderman: 16 - Joann Thompson
IL Rep & District: 06 - Ester Golar
IL Senator & District: 03 - Mattie Hunter

Project Number: 04415

County Board District & Commissioner: John P. Daley, 11th District
Community Area & Area Name: West Englewood
City: Chicago

Project Description

This project consists of a new parking lot to be developed on the north half of the 6100 block of S. Winchester Avenue at the request of the City of Chicago Department of Planning and Development (DPD). The new parking lot of approximately 100 spaces will serve to provide additional staff parking for the existing Robert Lindblom Math and Science Academy, which is located at 6130 S. Wolcott Avenue. Once the construction of the Parking Lot is complete, Chicago Public Schools will take ownership and maintain the property.



Project Participants

Project Manager: Brian Pirok
Architect of Record: Infrastructure Engineering
General Contractor:

PM Status Report

Phase: Design

Phase Percent Complete

30%

Negotiating final property acquisitions. Secured Board approval for 75% of proposed land acquisition to date. Design to meet 60% milestone. Zoning Board introduction and final demolition and utility scope in development.

Project Schedule

Project Milestone	Start Date	End Date	Status
Land Acquisition:	09/11/13		Underway
Demolition:			TBD
Public Right of Way Amendments:			N/A
Site Preparation:			N/A
Design:			TBD
Bid and Award:			TBD
Construction:			TBD
Facility Opening:			TBD

OEMC CIP UT54: Security Camera Life Cycle Replacements



Last Updated: Mar 31, 2015
Address: Existing
Location: Multiple Locations
Ward & Alderman: 0 - Multiple Locations
IL Rep & District: 0 - Multiple Locations
IL Senator & District: 0 - Multiple Locations

Project Number: 04970

County Board District & Commissioner: Multiple Locations
Community Area & Area Name: Multiple Locations
City: Chicago

Project Description

Project scope of work: Evaluate existing end of life camera equipment, network capacity and data backhaul requirements; and procure and install replacement security cameras and infrastructures.



Project Participants

Project Manager:
Architect of Record:
General Contractor:

John Pietrzyk
 Motorola Solutions
 Motorola Solutions

PM Status Report

Phase: Construction

Phase Percent Complete

70%

Wireless aggregation points and associated camera locations have been fully designed. There are 7 aggregation points servicing 106 camera locations throughout the City. We have completed FCC licensing and FAA approval of wireless microwave data transmission in two locations. Required servers for video archiving have been installed. Remedial investigation and design of the aggregation point at the Northwest incinerator stacks has been completed and coordination with the City for installation is being undertaken. Remedial work on the stacks will occur in the spring.

Project Schedule

Project Milestone	Start Date	End Date	Status
Land Acquisition:			N/A
Demolition:			N/A
Public Right of Way Amendments:			N/A
Site Preparation:			N/A
Design:			Feb 2014 - Jun 2015
Bid and Award:			N/A
Construction:			Aug 2014 - Jun 2015
Facility Opening:			

OEMC CIP UT59: OVS Camera Coverage Enhancements



Last Updated: Mar 31, 2015
Address: Existing
Location: Multiple Locations
Ward & Alderman: 0 - Multiple Locations
IL Rep & District: 0 - Multiple Locations
IL Senator & District: 0 - Multiple Locations

Project Number: 04990

County Board District & Commissioner: Multiple Locations
Community Area & Area Name: Multiple Locations
City: Chicago

Project Description

Project scope of work: Evaluate existing camera locations, network capacity and data backhaul capabilities, and procure & install additional security cameras along specified areas and routes that attract very large audiences, including parades, festivals and the Chicago Marathon.



Project Participants

Project Manager: Brian Pirok
Architect of Record: Motorola Solutions
General Contractor: Motorola Solutions

PM Status Report

Phase: Construction

Phase Percent Complete

65%

Final scope in development for coverage at Humboldt Park, Foster Ave beach house, and Montrose Harbor area. New scope added to include several new locations.

Project Schedule

Project Milestone	Start Date	End Date	Status
Land Acquisition:			N/A
Demolition:			N/A
Public Right of Way Amendments:			N/A
Site Preparation:			N/A
Design:			Mar 2014 - Feb 2015
Bid and Award:			N/A
Construction:			Sep 2014 - May 2015
Facility Opening:			

OEMC CIP UT63: DOF LPR Vehicle Camera Replacement Enhancements



Last Updated: Mar 31, 2015
Address: Existing
Location: Multiple Locations
Ward & Alderman: 0 - Multiple Locations
IL Rep & District: 0 - Multiple Locations
IL Senator & District: 0 - Multiple Locations

Project Number: 04095

County Board District & Commissioner: Multiple Locations
Community Area & Area Name: Multiple Locations
City: Chicago

Project Description

This project will provide assessment, inventory and installation services to upgrade existing end-of-life cycle License Plate Recognition (LPR) camera equipment for 26 Department of Finance field vehicles, including related back haul and archiving devices & equipment.



Project Participants

Project Manager:
Architect of Record:
General Contractor:

Brian Pirok
 Motorola Solutions
 Motorola Solutions

PM Status Report

Phase: Construction

Phase Percent Complete

15%

Equipment orders in place. In-Vehicle mock-up initiated. Software updates and programming started. In-Vehicle installation targeted for May.

Project Schedule

Project Milestone	Start Date	End Date	Status
Land Acquisition:			N/A
Demolition:			N/A
Public Right of Way Amendments:			N/A
Site Preparation:			N/A
Design:		03/04/15	N/A
Bid and Award:			N/A
Construction:	03/05/15	08/26/15	Underway
Facility Opening:			

Retrofit One



Last Updated: Mar 31, 2015
Address: Existing
Location: Multiple Locations
Ward & Alderman: 0 - Multiple Locations
IL Rep & District: 0 - Multiple Locations
IL Senator & District: 0 - Multiple Locations

Project Number: 04292

County Board District & Commissioner: Multiple Locations
Community Area & Area Name: Multiple Locations
City: Chicago

Project Description

Retrofit One is a comprehensive effort to increase energy efficiency in public buildings. Administered by the PBC on behalf of Chicago's Department of Fleet and Facility Management (2FM) and the Chicago Infrastructure Trust (CIT), this initiative is the inaugural implementation of a CIT project. Retrofit One utilizes the specialized expertise of Energy Service Companies (ESCOs) to identify, design, install, and guarantee energy-related capital improvements to 60 City owned public buildings that provide important public services to Chicago residents; including City Hall, the Cultural Center, Harold Washington Library, and numerous police stations, community centers, and libraries. Retrofit One is a self-funding program that pays for the costs of the improvements from the guaranteed energy savings that are monitored and verified over the next 14 years.



Project Participants

Project Manager: George Marquisos
Architect of Record: N/A
General Contractor: Ameresco, Noresco & Schneider Electric

PM Status Report

Phase: Construction

Phase Percent Complete

85%

Project Notice to Proceed for Design & Construction issued on 4/14/14. Construction activities commenced on 8/5/14. Work has been performed in all 60 buildings; 111 of 114 projects have started; 75 are completed. Substantial Completion due April 2015.

Project Schedule

Project Milestone	Start Date	End Date	Status
Land Acquisition:			N/A
Demolition:			N/A
Public Right of Way Amendments:			N/A
Site Preparation:			N/A
Design:			N/A
Bid and Award:			N/A
Construction:			Apr 2014 - Apr 2015
Facility Opening:	N/A		

Stockyards Bank Stabilization Project



Last Updated: Mar 31, 2015
Address: Existing
Location: 4146 S Halsted St.
Ward & Alderman: 11 - James A. Balcer
IL Rep & District: 06 - Ester Golar
IL Senator & District: 03 - Mattie Hunter

Project Number: 04425

County Board District & Commissioner: John P. Daley, 11th District
Community Area & Area Name: New City
City: Chicago



Project Description

The Chicago Department of Planning and Development requested PBC to perform building stabilization and weatherization activities on the Stockyards National Bank Building, which is a historic building DPD is identifying prospective users to occupy and re-use the property. The project will consist of stabilizing existing sections of deteriorated masonry and terra cotta, repairing previous measures to manage rain water, and reducing water infiltration into the building.



Project Participants

Project Manager: Brian Pirok
Architect of Record: N/A
General Contractor: Leopardo

PM Status Report

Phase: Construction

Phase Percent Complete

95%

Substantial completion of Phase 1 was met in December 2014. PBC will continue to address owner-directed issues in Spring 2015 with any available uncommitted project funding. Follow-up work to include investigation of downspouts, drain and sewer inlets below grade and miscellaneous terra cotta repairs following pedestrian canopy removal.

Project Schedule

Project Milestone	Start Date	End Date	Status
Land Acquisition:			N/A
Demolition:			N/A
Public Right of Way Amendments:			N/A
Site Preparation:			N/A
Design:			N/A
Bid and Award:			N/A
Construction:	09/29/14	12/15/14	Phase I Complete. Phase II Spring 2015
Facility Opening:	N/A		

Chinatown Branch Library



Last Updated: Mar 31, 2015
Address: New
Location: 2100 S. Wentworth Ave.
Ward & Alderman: 25 - Daniel S. Solis
IL Rep & District: 02 - Edward J. Acevedo
IL Senator & District: 01- Antonio Muñoz

Project Number: 08150

County Board District & Commissioner: Robert Steele, 2nd District
Community Area & Area Name: Armour Square
City: Chicago



Project Description

The new Chinatown Branch Library will be located on property at the southwest corner of the Wentworth and Archer intersection. The site, once acquired, will enable CPL and PBC to replace the existing Branch library with a new facility that will serve as a gateway to Chinatown. The new Branch will be approximately 16-18,000 square feet and will include community Branch program elements such as designated spaces for adults, children and teens, community rooms, meeting spaces, enhanced collection spaces, free Wi-Fi and expanded technology. It will also include energy efficient building systems that contribute to a building which will be pursuing LEED Certification.



Project Participants

Project Manager: Ryan Forristall
Architect of Record: Wight / SOM (Design Builder)
General Contractor: Wight / SOM (Design Builder)

PM Status Report

Phase: Construction

Phase Percent Complete

59%

The roof membrane is installed. Interior drywall installation has started. MEP rough in continues and includes connections to major mechanical equipment.

Project Schedule

Project Milestone	Start Date	End Date	Status
Land Acquisition:	12/11/12	05/12/14	Complete
Demolition:			N/A
Public Right of Way Amendments:			N/A
Site Preparation:			N/A
Design:	08/21/13	N/A	Complete (Design/Build)
Bid and Award:	02/11/13	08/21/13	Complete
Construction:	01/29/14	06/30/15	Underway
Facility Opening:	08/25/15		Summer 2015 (Pending client move-in)

Woodson Regional Library Interior Renovations – Ceiling & Light Fixtures




Last Updated: Mar 31, 2015
Address: Existing
Location: 9525 S. Halsted St.
Ward & Alderman: 21 - Howard B. Brookins Jr.
IL Rep & District: 27 - Monique Davis
IL Senator & District: 14 - Emil Jones, III

Project Number: 08075

County Board District & Commissioner: Stanley Moore, 4th District
Community Area & Area Name: Washington Heights
City: Chicago

Project Description

This project involves the renovation of the interior ceilings and light fixtures to complete work in conjunction with Retrofit One and YOUmedia projects. We will be installing approximately 549 light fixtures and 764 bulbs.



Project Participants

Project Manager: Tyrone Beecher
Architect of Record: N/A
General Contractor: Leopardo Construction

PM Status Report

Phase: Construction

Phase Percent Complete

70%

The undertaking was signed and executed on 11-10-14 with PBC Board Approval on 11-12-14. The NTP was issued in 11-26-14 and work began in December. Ceiling and lighting in You Media space has been completed. Phase 2 and 3 work in lobby has been completed. Phase 4 in children's area has been completed. Phase 5A second floor computer area has been completed. Phase 5B second floor stacks area is in progress. Project is on track for May 8th completion.

Project Schedule

Project Milestone	Start Date	End Date	Status
Land Acquisition:			N/A
Demolition:			N/A
Public Right of Way Amendments:			N/A
Site Preparation:			N/A
Design:			N/A
Bid and Award:			N/A
Construction:	11/26/15	05/08/15	Projected
Facility Opening:			

Metropolitan Water Reclamation District (MWRD)/PBC Energy Efficiency Program



Last Updated: Mar 31, 2015
Address: Existing
Location: Multiple Locations
Ward & Alderman: 0 - Multiple Locations
IL Rep & District: 0 - Multiple Locations
IL Senator & District: 0 - Multiple Locations

Project Number: 14030

County Board District & Commissioner: Multiple Locations
Community Area & Area Name: Multiple Locations
City: Chicago



Project Description

Comprehensive energy efficiency initiative focused on increasing the energy performance of MWRD treatment facility buildings. The Metropolitan Water Reclamation District (MWRD)/PBC Energy Efficiency Program will utilize specialized Energy Service Companies (ESCOs), to identify, design, and implement economically feasible energy-related capital improvements. The Program is intended to be self-funding; Investment Grade Energy Audits and Guaranteed Energy Performance Contracting will be used insure all energy savings projects are monitored, verified, and guaranteed to generate sufficient savings to repay costs within the payback period. The PBC, acting as Program Manager will oversee a two part planning process. The initial phase confirms Program feasibility, with high level energy audits of a representative sample of MWRD buildings. The second phase will involve in-depth Investment Grade Audits which fully define energy savings opportunities at every suitable MWRD facility. The final audit reports will ultimately serve as the base document for guaranteed energy performance contracts. The Program is expected to take 6 months to plan and 12 months to fully implement.



Project Participants

Project Manager:
Architect of Record:
General Contractor:

George Marquisos

PM Status Report

Phase: Planning

Phase Percent Complete

90%

MWRD Board approved funding for 2nd phase of Formulation Services on March 6, 2014. PBC oversight of Investment Grade Energy Audits of 6 MWRD water treatment campuses kicked off on 8/28/14; initial site visits are completed. 25% feedback meeting held on 10/30/14; 40% audit results were presented on December 11, 2014. Final investment Grade Audit report Executive Summary presented on April 1, full final report to be delivered end of April 2015.

Project Schedule

Project Milestone	Start Date	End Date	Status
Land Acquisition:			TBD
Demolition:			TBD
Public Right of Way Amendments:			TBD
Site Preparation:			TBD
Design:			TBD
Bid and Award:			TBD
Construction:			TBD
Facility Opening:			TBD

Clarendon Hills Prospect Avenue Transit Access Improvement Project



Last Updated: Mar 31, 2015
Address: Existing
Location: 1 S. Prospect Ave.
Ward & Alderman: N/A
IL Rep & District: 47 - Patricia R. Bellock
IL Senator & District: 24 - Kirk W. Dillard

Project Number: 20010

County Board District & Commissioner: N/A
Community Area & Area Name: N/A
City: Clarendon Hills

Project Description

The PBC is evaluating pedestrian and vehicular traffic in Clarendon Hills to make recommendations for optimizing the pedestrian experience downtown and to facilitate circulation and safety for pedestrians and vehicular traffic serving the Metra station and the overall downtown for the purposes of securing a grant for the funding of transit access improvements.



Project Participants

Project Manager: John Pietrzyk
Architect of Record: TBD
General Contractor: TBD

PM Status Report

Phase: Planning


Phase Percent Complete

73%

The PBC submitted the application for CMAQ funding on March 3rd 2015 and CMAP is reviewing applications. Application review process will occur through the middle of June 2015. We are continuing to work on the roadway geometrics for the Phase I engineering package and the Project Development Report (PDR) for submittal to IDOT with a review process by the Village of Clarendon Hills, BNSF, ICC and Metra. The final environmental assessment of the area has been completed and the final environmental studies report (ESR) has been submitted to IDOT for their final review.


Project Schedule

Project Milestone	Start Date	End Date	Status
Land Acquisition:			N/A
Demolition:			N/A
Public Right of Way Amendments:			N/A
Site Preparation:			N/A
Design:			N/A
Bid and Award:			N/A
Construction:			N/A
Facility Opening:			N/A



2015 Q1 PUBLIC BUILDING COMMISSION QUARTERLY STAFF REPORT

5. Environmental Sustainability Report





Sustainability Program

In line with its mission and vision, the Public Building Commission of Chicago (PBC) has developed 68 LEED certified facilities, with an additional 20 LEED registered projects in development, and is managing programs to install Energy Conservation Measures across a broad range of City of Chicago and Metropolitan Water Reclamation District (MWRD) facilities. Additionally, the City of Chicago and Sister Agencies, including the PBC, together have achieved LEED Certification on 88 municipally owned facilities. The June 2011 commitment to double the number of LEED certified facilities was achieved in the first quarter of 2014, well ahead of schedule.

Additionally, the PBC remains committed to renewable energy strategies. To date, PBC has installed geothermal systems at 16 buildings, installed 75 solar thermal panels at 6 buildings, and building integrated photovoltaics or panels at 2 buildings with another 5 buildings made PV-ready.

LEED

Below please find the statistics of LEED certification for PBC projects by Green Building Certification Institute (GBCI), as well as our "Harvest" metrics. The "Harvest" metrics illustrate the cumulative benefits of sustainable development and underscore our commitment to being responsible stewards of the public fund and responsible stewards of our resources.

- **68 LEED certified projects**

Target Level (By Client)	Total	Certified	Silver	Gold	Platinum	Current Registered	Certified to date	Total Registered + Certified
CPS	42	14	9	19	1	13	29	42
Fire	6	0	3	2	1	0	6	6
Police	5	0	1	4	0	1	4	5
Libraries	17	8	2	7	0	2	15	17
Parks	9	1	2	5	1	1	8	9
Other**	9	2	4	1	2	3	6	9
Total	88	25	21	37	5	20	68	88

- **Occupied – Q1 2015 LEED Certification Achieved**

The PBC achieved LEED certification on one project during the first quarter of 2015:

- o Back of the Yards High School (LEED Gold)

- **Occupied - Q2 2015 Certification**

Of the 20 projects registered and in development, two are expected to complete certification in Q2 2015:

- o Hale Elementary School Addition (targeting Silver)
- o Coonley Elementary School Addition (targeting Silver)

- The R. J. Daley Center, owned and operated by the PBC on behalf of the City of Chicago and Cook County, is Chicago's largest municipally owned LEED EB O+M certified building, at 1,593,714 gross square feet. The Daley Center achieved LEED EB O+M Silver certification in May 2012 based on building performance over a year-long performance period. The PBC sought LEED EB O+M certification to align with overall sustainability goals, and demonstrate that LEED EB O+M can be achieved in municipally owned, large assembly use buildings. LEED EB O+M brings together and codifies all of the sustainability efforts that PBC has undertaken over the past 15 years for the Daley Center. Energy and water saving initiatives originally implemented as part of Energy Star and Guaranteed Performance Contract efforts support the LEED EB O+M effort. LEED EB O+M also provides a framework for sustainable building operation and maintenance strategies and policies that have been implemented at the Daley Center.

- **Harvest Metrics to date** (includes LEED Certified projects and occupied projects, and Daley Center Energy Star efforts):

Stormwater Diverted from Sewers - Total		714,899	gallons / year
Potable Water Saved		22,604,696	gallons / year
Landscape	6,552,835		gallons / year
Buildings	16,051,861		gallons / year
Daley Center Water Savings		17,381,592	gallons / year
Energy Savings		\$1,480,651	dollars / year
Daley Center Energy Savings		\$1,124,797	dollars / year
Green Roof Area		653,890	SF to date
Total Roof Area	15.0 acres	1,908,800 SF	34% overall
Shade Trees on New Construction Sites		2,569	trees to date
Recycled Materials		\$66,636,514	to date
Regional Materials (Extracted, Processed, Manufactured within 500 miles)		\$115,524,021	to date
Waste Diverted from Landfill	94.91%	195,573	Tons to date
Electric Vehicle Charging Stations		41	
Geothermal Systems	440 wells	16	buildings
Photovoltaic / PV-Ready Installations		2 / 5	buildings
Solar Thermal Installations	59 panels	6	buildings
KWh offset in form of Green Power Recs		5,774,535	kWh

- **Other Projects****

The following projects are included in the Other category, above:

LEED Certified

R. J. Daley Center	Silver (LEED EB O+M)
South Water Purification Plant	Silver
Norwood Park Senior Center	Certified
Western Avenue Vehicle Maintenance Facility	Silver
4 th Ward Yard	Silver
Chicago Center for Green Technology	Platinum

LEED Registered

Ford Calumet Environmental Center	target Platinum
Warren Park Senior Center	target Certified

Multi-Agency Energy Performance Contract Program

PBC is managing a multi-agency energy performance contract program, utilizing Energy Service Companies (ESCOs) to reduce energy use and carbon footprint across the City of Chicago and Cook County. The program is designed to leverage long term utility savings to pay for energy-related capital improvements. ESCOs are deployed to identify, design, implement and guarantee the performance of Energy Conservation Measures (ECMs) - that achieve significant long term savings that can be measured and verified. ECM projects can be financed with no capital outlay. Rebates and other incentives may also be accessed to supplement project funding. The program is currently underway in two forums: Retrofit Chicago and MWRD/PBC Energy Efficiency Program.


Retrofit Chicago

Out of an initial list of 238 City of Chicago facilities, an initial feasibility analysis on 148 buildings was completed in November 2012. Investment Grade Energy Audits were performed on 112 of these facilities, and 60 buildings were ultimately identified as suitable candidates for inclusion in Retrofit One, the first phase of Retrofit Chicago. Retrofit One, a \$12.8M project, approved by City Council on January 15, 2014, is guaranteed to save at least \$1.4 million in annual utility energy costs, with additional operations and maintenance benefits also expected. Project implementation, undertaken by three ESCOs, commenced April 2014 and will be substantially complete in the 2nd quarter of 2015.

MWRD / PBC Energy Efficiency Program

A preliminary feasibility study was completed to assess opportunities for implementing ECMs across Metropolitan Water Reclamation District (MWRD) wastewater treatment plant buildings. Three ESCO's analyzed the Terrance O'Brien Wastewater Treatment Plant in Skokie, Illinois. Based on their feasibility analyses, an MWRD evaluation committee recommended that MWRD proceed with the next phase of the planning process. In March 2014, the MWRD Board of Commissioners granted approval for


the PBC to lead a full audit process. One ESCO was selected to perform Investment Grade Audits of all MWRD treatment plant buildings. The 40% complete audit results, presented in December 2014, confirmed significant opportunities for Energy Conservation Measures (ECMs.) The final Investment Grade Audit Report was submitted to senior MWRD executives in April 2015. MWRD and PBC are working together to create and present an implementation proposal for board approval. .



2015 Q1

PUBLIC BUILDING COMMISSION
QUARTERLY STAFF REPORT

6. Economic Sustainability Report



Economic Sustainability Report - Q1 2015 (1/1/15 to 3/31/15)



Public Building Commission of Chicago • Richard J. Daley Center • 50 West Washington, Room 200 • Chicago, Illinois 60602 • Tel: 312-744-3090 • Fax: 312-744-8005

Q1 M/WBE Summary

	Original Contract Value		Paid to Date	
Total Program:	\$8,775,384.71		\$7,414,186.83	
MBE Participation:	\$2,145,357.05	24.45%	\$2,242,186.16	30.24%
WBE Participation:	\$575,774.81	6.56%	\$498,055.04	6.72%
M/WBE Participation:	\$2,721,131.86	31.01%	\$2,740,241.19	36.96%
Number of Projects Completed: 2 projects				
General Construction (GC) Contracts:		\$7,237,100.00		\$6,156,043.48
Job Order Contracts (JOC):		\$275,730.31		\$131,524.53
Professional Service (PS) Contracts:		\$1,262,554.40		\$1,126,618.82
Total Contract Value:		\$8,775,384.71		\$7,414,186.83

	M/WBE Commitments		M/WBE Actuals	
MBE Participation in GC Contracts:	\$1,722,580.00	23.80%	\$1,893,128.24	30.75%
MBE Participation in JOC Contracts:	\$80,000.00	29.01%	\$56,894.00	43.26%
MBE Participation in PS Contracts:	\$342,777.05	27.15%	\$292,163.92	25.93%
Subtotal MBE	\$2,145,357.05	24.45%	\$2,242,186.16	30.24%
WBE Participation in GC Contracts:	\$305,182.00	4.22%	\$289,557.04	4.70%
WBE Participation in JOC Contracts:	\$0.00	0.00%	\$0.00	0.00%
WBE Participation in PS Contracts:	\$270,592.81	21.43%	\$208,498.00	18.51%
Subtotal WBE	\$575,774.81	6.56%	\$498,055.04	6.72%

Comments: Compliance information included for Capital Construction projects achieving substantial completion during Quarter 1 2015.

M/WBE Compliance and EEO Report for Capital Construction Projects Completed in 2015 (1/1/15 to 3/31/15)

Public Building Commission of Chicago • Richard J. Daley Center • 50 West Washington, Room 200 • Chicago, Illinois 60602 • Tel: 312-744-3090 • Fax: 312-744-8005



Chicago Childrens Advocacy Center Addition

	Contract Value		Paid to Date
General Construction (GC) Contract:	\$7,237,100.00		\$6,156,043.48
Professional Service (PS) Contracts:	\$1,171,467.70		\$1,066,721.39
Total Contract Value:	\$8,408,567.70	Paid To Date:	\$7,222,764.87

	M/WBE Commitments		M/WBE Actuals	
MBE Participation in GC Contracts:	\$1,722,580.00	23.80%	\$1,893,128.24	30.75%
MBE Participation in PS Contracts:	\$284,999.55	24.33%	\$252,885.69	23.71%
Subtotal MBE	\$2,007,579.55	23.88%	\$2,146,013.93	29.71%
WBE Participation in GC Contracts:	\$305,182.00	4.22%	\$289,557.04	4.70%
WBE Participation in PS Contracts:	\$248,433.61	21.21%	\$186,338.80	17.47%
Subtotal WBE	\$553,615.61	6.58%	\$475,895.84	6.59%
Total M/WBE Participation	\$2,561,195.16	30.46%	\$2,621,909.76	36.30%

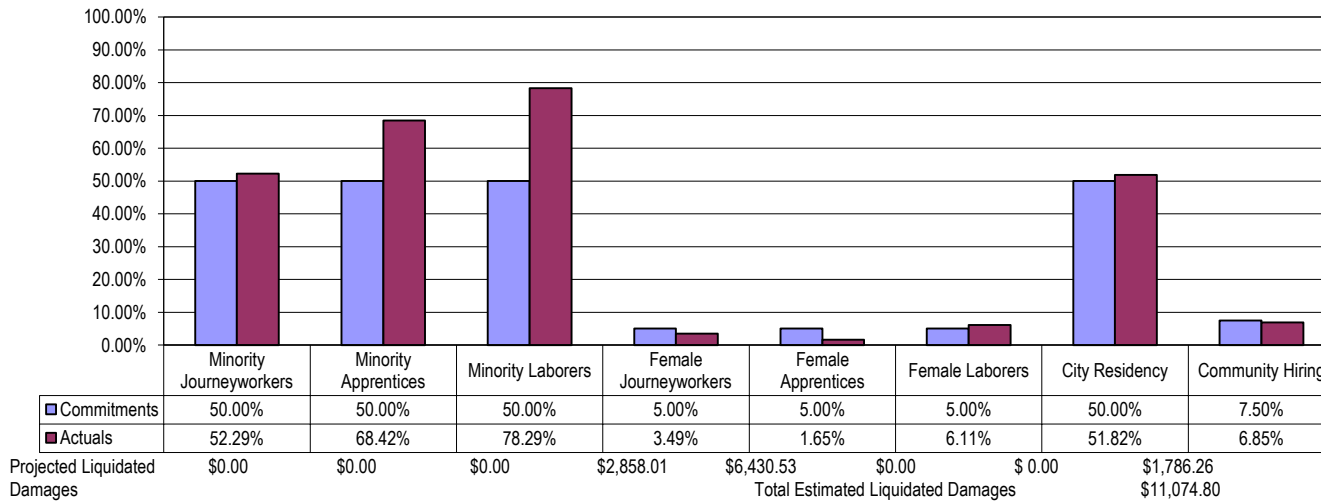
Type of Work	Contractor/Consultant	Contract Value	Paid To Date	MBE		MBE Actuals		WBE		WBE Actuals	
				Commitments	%		%	Commitments	%		%
1. Construction	IHC Construction Co.	\$7,237,100.00	\$6,156,043.48	\$1,722,580.00	23.80%	\$1,893,128.24	30.75%	\$305,182.00	4.22%	\$289,557.04	4.70%
2. Geotechnical Services	ECS Midwest, LLC	\$11,968.00	\$10,230.00	\$0.00	0.00%	\$0.00	0.00%	\$4,600.00	38.44%	\$3,840.00	37.54%
3. Project Management	The Rise Group	\$176,142.20	\$176,142.20	\$44,035.55	25.00%	\$84,336.89	47.88%	\$8,807.11	5.00%	\$9,000.87	5.11%
4. Project Management	Ardmore Associates	\$6,860.00	\$6,860.00	\$0.00	0.00%	\$0.00	0.00%	\$6,860.00	100.00%	\$6,860.00	100.00%
5. Project Management	Cotter Consulting	\$39,607.50	\$39,607.50	\$0.00	0.00%	\$0.00	0.00%	\$39,607.50	100.00%	\$39,607.50	100.00%
6. Project Management	Rodriguez & Associates	\$120.00	\$120.00	\$120.00	100.00%	\$120.00	0.00%	\$0.00	0.00%	\$0.00	0.00%
7. Environmental - Reno, Demo	Environmental Group Services	\$5,090.00	\$4,950.50	\$300.00	5.89%	\$720.00	14.54%	\$360.00	7.07%	\$210.00	4.24%
8. Architect of Record	Holabird & Root	\$647,550.00	\$625,063.00	\$162,570.00	25.11%	\$119,216.00	19.07%	\$120,750.00	18.65%	\$86,586.00	13.85%
9. Material Testing and Inspection	FTL Flood Testing Laboratories	\$90,049.00	\$46,152.43	\$18,000.00	19.99%	\$5,918.00	12.82%	\$61,249.00	68.02%	\$40,234.43	87.18%
10. Traffic Study	Gewalt-Hamilton Associates, Inc.	\$9,944.00	\$9,496.00	\$0.00	0.00%	\$0.00	0.00%	\$0.00	0.00%	\$0.00	0.00%
11. Commissioning	Primera Engineering	\$49,998.00	\$29,998.80	\$47,398.00	94.80%	\$29,998.80	100.00%	\$2,600.00	5.20%	\$0.00	0.00%
12. Surveying Services	Dynasty Group, Inc.	\$12,100.00	\$12,100.00	\$12,100.00	100.00%	\$12,100.00	100.00%	\$0.00	0.00%	\$0.00	0.00%
13. Construction Signage	The Blue Print Shoppe, Inc.	\$668.00	\$668.00	\$0.00	0.00%	\$0.00	0.00%	\$0.00	0.00%	\$0.00	0.00%
14. Environmental - Category A, B, C	Weaver Boos Consultants	\$111,371.00	\$99,017.96	\$476.00	0.43%	\$476.00	0.48%	\$3,600.00	3.23%	\$0.00	0.00%
15. Printing Services	Springer Blue Print Services Inc.	\$10,000.00	\$6,315.00	\$0.00	0.00%	\$0.00	0.00%	\$0.00	0.00%	\$0.00	0.00%
Subtotals:		\$8,408,567.70	\$7,222,764.87	\$2,007,579.55	23.88%	\$2,146,013.93	29.71%	\$553,615.61	6.58%	\$475,895.84	6.59%

M/WBE Compliance and EEO Report for Capital Construction Projects Completed in 2015 (1/1/15 to 3/31/15)

Public Building Commission of Chicago • Richard J. Daley Center • 50 West Washington, Room 200 • Chicago, Illinois 60602 • Tel: 312-744-3090 • Fax:312-744-8005

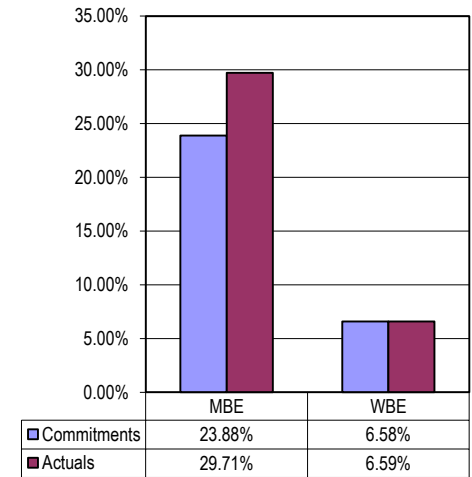


Equal Employment Opportunity Report - IHC Construction



* Liquidated Damages are estimated as of the current pay application. Final calculations will be assessed at financial close out.

M/WBE GC Compliance



M/WBE Compliance and EEO Report for Capital Construction Projects Completed in 2015 (1/1/15 to 3/31/15)

Public Building Commission of Chicago • Richard J. Daley Center • 50 West Washington, Room 200 • Chicago, Illinois 60602 • Tel: 312-744-3090 • Fax:312-744-8005



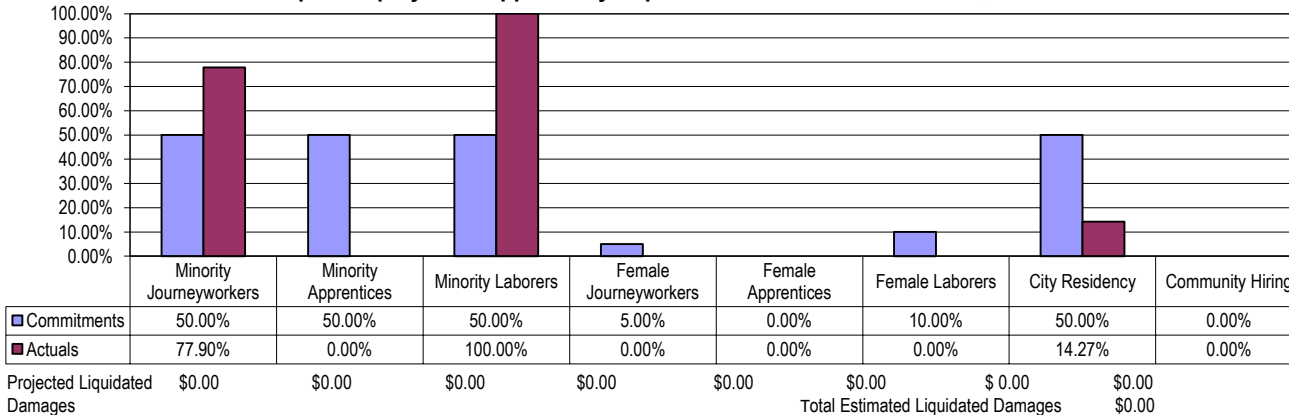
CPL YOUmedia Renovations

	Contract Value	Paid To Date
Job Order Contract (JOC):	\$275,730.31	\$131,524.53
Professional Service (PS) Contracts:	\$91,086.70	\$59,897.43
Total Contract Value:	\$366,817.01	\$191,421.96

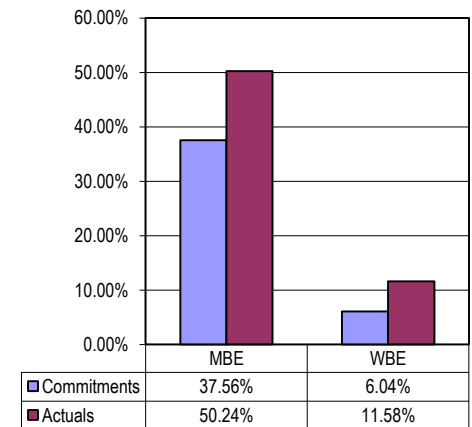
	M/WBE Commitments	M/WBE Actuals
MBE Participation in JOC Contracts:	\$80,000.00 29.01%	\$56,894.00 43.26%
MBE Participation in PS Contracts:	\$57,777.50 63.43%	\$39,278.23 65.58%
Subtotal MBE	\$137,777.50 37.56%	\$96,172.23 50.24%
WBE Participation in JOC Contracts:	\$0.00 0.00%	\$0.00 0.00%
WBE Participation in PS Contracts:	\$22,159.20 24.33%	\$22,159.20 37.00%
Subtotal WBE	\$22,159.20 6.04%	\$22,159.20 11.58%
Total M/WBE Participation	\$159,936.70 43.60%	\$118,331.43 61.82%

Type of Work	Contractor/Consultant	Contract Value	Paid To Date	MBE		WBE		WBE Actuals	%		
				Commitments	%	Commitments	%				
1. JOC -Renovation	F.H. Paschen/S.N. Nielsen, Inc.	\$275,730.31	\$131,524.53	\$80,000.00	29.01%	\$56,894.00	43.26%	\$0.00	0.00%	\$0.00	0.00%
2. Architect of Record	Interactive Design Architects	\$56,000.00	\$39,158.23	\$54,500.00	97.32%	\$39,158.23	100.00%	\$0.00	0.00%	\$0.00	0.00%
3. Project Management	Ardmore Associates	\$20,619.20	\$20,619.20	\$0.00	0.00%	\$0.00	0.00%	\$20,619.20	100	\$20,619.20	100
4. Project Management	Cotter Consulting	\$0.00	\$0.00	\$0.00	0.00%	\$0.00	0.00%	\$1,540.00	100.00%	\$1,540.00	100.00%
5. Project Management	Rodriguez & Associates	\$120.00	\$120.00	\$120.00	100.00%	\$120.00	100.00%	\$0.00	0.00%	\$0.00	0.00%
6. Environmental Reno/Demo	Environmental Group Services	\$14,347.50	\$0.00	\$3,157.50	22.01%	\$0.00	0.00%	\$0.00	0.00%	\$0.00	0.00%
Subtotals:		\$366,817.01	\$191,421.96	\$137,777.50	37.56%	\$96,172.23	50.24%	\$22,159.20	6.04%	\$22,159.20	11.58%

Equal Employment Opportunity Report - F.H. Paschen/S.N. Nielsen, Inc.



M/WBE JOC Compliance



* JOC Compliance is determined at the end of the contract.

* Liquidated Damages are assessed at the end of the JOC contract. However, each task order is monitored for EEO provisions.

* M/WBE Compliance is determined at the end of the JOC contract. However, each task order is monitored for M/WBE goals.

M/WBE Compliance and EEO Report for Professional Administrative Services Paid in Q1 2015

Public Building Commission of Chicago ▪ Richard J. Daley Center ▪ 50 West Washington, Room 200 ▪ Chicago, Illinois 60602 ▪ Tel: 312-744-3090 ▪ Fax:312-744-8005



Program Summary

Total 2015 Q1 Paid	\$ 4,755,784.23
Total MBE Paid 2015 Q1	\$ 1,607,743.52 33.81%
Total WBE Paid 2015 Q1	\$ 151,063.33 3.18%
Total M/WBE Paid 2015 Q1	\$ 1,758,806.85 36.98%

Consultant	Paid to Prime	Subconsultant	MBE Actuals	%	WBE Actuals	%
Financial Services						
Bank Of America	\$ 18,689.77					
Seaway National Bank of Chicago	\$ 4,500.00					
Facilities Management						
MB Real Estate Services, Inc.	\$ 4,161,512.52					
		A & R Janitorial Services	\$ 1,297,294.42	31.17%		
		A Perfect Sign			\$ 1,488.00	0.04%
		Cable Communication			\$ 22,713.27	0.55%
		Arem Container & Supply			\$ 6,468.18	0.16%
		Evergreen Supply			\$ 3,765.00	0.09%
		Ful-Line Janitorial			\$ 2,080.15	0.05%
		Gabes Instatlation	\$ 6,701.00	0.16%		
		Inter-City Supply			\$ 201.50	0.00%
		Montel Technologies	\$ 4,996.00	0.12%		
		Pinto Construction Group	\$ 12,036.00	0.29%		
		Quality & Excellence Pest Control	\$ 1,562.49	0.04%		
		Star Detective Agency			\$ 97,044.73	2.33%
		Triad Consulting			\$ 975.00	0.02%
		Subtotal	\$ 1,322,589.91	31.78%	\$ 134,735.83	3.24%
Information Technology						
Catalyst Consulting Group	\$ 5,785.00		\$ 5,785.00	100.00%		
Catalyst USA, Inc	\$ 41,973.67					
Computer Onsite	\$ 15,300.00					
Global Innovative Solutions	\$ 17,440.00					
LCPTracker, Inc.	\$ 13,750.00					
Synapse Networks	\$ 27,690.00					
Unisys Corporation	\$ 18,279.52					
Insurance Broker						
CS Insurance Strategies	\$ 4,000.00		\$ 4,000.00	100.00%		
Willis of Illinois, Inc.	\$ 45,000.00	Owens Group	\$ 12,600.00	28.00%		
		J. Cacciatore			\$ 3,150.00	7.00%

* This report includes program wide professional administrative services. This report does not include software, hardware, office supplies, grant related purchases or information technology licenses and fees.

M/WBE Compliance and EEO Report for Professional Administrative Services Paid in Q1 2015

Public Building Commission of Chicago ▪ Richard J. Daley Center ▪ 50 West Washington, Room 200 ▪ Chicago, Illinois 60602 ▪ Tel: 312-744-3090 ▪ Fax:312-744-8005



	Consultant	Paid to Prime	Subconsultant	MBE Actuals	%	WBE Actuals	%
Legal Services							
	Neal & Leroy L.L.C	\$ 211,537.61		\$ 211,537.61	100.00%		
	Vander Weele Group LLC	\$ 91,774.93					
Other							
	Print X-Press	\$ 660.00				\$ 660.00	100.00%
Professional Staffing							
	Brilliant Financial Staffing	\$ 14,142.71					
Program Management - Core							
	Ardmore Associates	\$ 140.00		\$ 140.00	100.00%		
	CCC	\$ 32,500.00		\$ 32,500.00	100.00%		
	Cotter Consulting	\$ 12,517.50				\$ 12,517.50	100.00%
	Rodriguez & Associates	\$ 18,591.00		\$ 18,591.00	100.00%		
Grand Total		\$ 4,755,784.23		\$ 1,607,743.52	33.81%	\$ 151,063.33	3.18%

* This report includes program wide professional administrative services. This report does not include software, hardware, office supplies, grant related purchases or information technology licenses and fees.